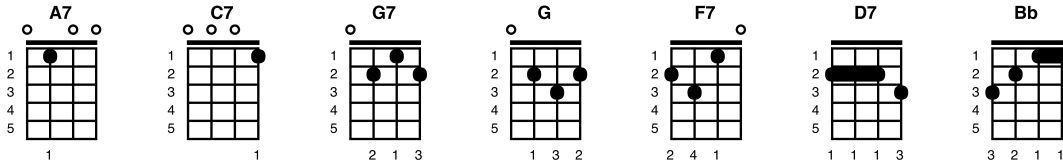


# Sergeant Peppers Lonely Hearts

The Beatles, ©1967

Key of G



**Intro:** [A7] [A7] [C7] [C7] [G7] [G7]/ 2 3 It was

[G] twenty years ago to-[A7]day, Sergeant [C7] Pepper got the band to [G7] play  
They've been [G] going in and out of [A7] style,  
But they're [C7] guaranteed to raise a [G7] smile, So  
[A7] may I introduce to you, the [C7] act you've known for all these years  
[G7] Sergeant Pepper's [C7] Lonely Heart's Club [G7] B-a-n-d

## Instrumental: Kazoos

[C7] . . . . [F7] . . . . [C7] . . . . [D7] . . . . [D7] . . /

## Chorus:

We're [G] Sergeant Pepper's [Bb] Lone-ly [C7] Heart's Club [G] Band  
We [C7] hope you will enjoy the [G7] show . . .  
[G] Sergeant Pepper's [Bb] Lone-ly [C7] Heart's Club [G] Band  
Sit [A7] back and let the evening [D7]/ go (A0 E2 E0 C2)

[C7] Sergeant Pepper's Lonely [G7] Sergeant Pepper's Lonely  
[A7] Sergeant Pepper's Lonely [C7] Heart's Club [G] Band .

It's [C7] wonderful to be here It's [F7] certainly a thrill  
You're [C7] such a lovely audience,  
we'd [D7] like to take you home with us  
We'd love to take you home [D7]/

We don't [G7] really wanna stop the [A7] show, But we [C7] thought you might like to [G7] know  
That the [G7] ukes are gonna sing a [A7] song  
And we [C7] want you all to sing a-[G7]long, So  
[A7] may we introduce to you, the [C7] act you've known for all these years  
[G7] Segeant Pepper's [C7] Lonely Heart's Club [G7] Band [C7]

## Chorus:

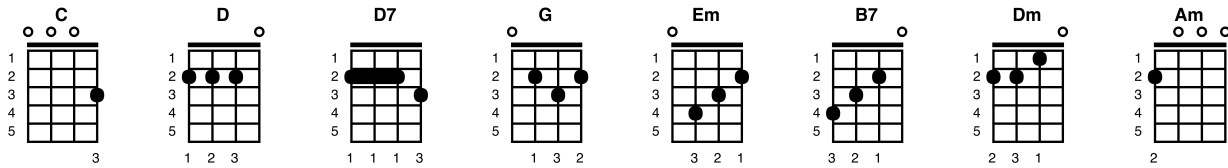
We're [G] Sergeant Pepper's [Bb] Lonely [C7] Heart's Club [G] Band  
We [C7] hope you will enjoy the [G7] show  
[G] Sergeant Pepper's [Bb] Lonely [C7] Heart's Club [G] Band  
Sit [A7] back and let the evening go [D7]

[C7] Sergeant Pepper's Lonely [G7] Sergeant Pepper's Lonely  
[A7] Sergeant Pepper's Lonely [C7]/ Heart's [C7]/ Club [G7]/ Band

# I Want to Hold Your Hand

Beatles, Paul McCartney, John Lennon, ©1963

Key of G



*Play the last line of the Bridge like the Intro.*

**Intro:** [C] d u d [D] u [C] d u d [D] u [C] d u d [D] u [D7] . . Oh yeah

[G] I-I'll . tell you [D] somethin' . . (C 2 1 2 3 4) [Em] . I think you'll under-[B7]stand . . When

[G] I-I . say that [D] somethin' . . (C 2 1 2 3 4) [Em] . I want to hold your [B7] hand . . .

[C] . I want to [D7] hold your [G] ha-a-[Em]nnndd

[C] . I want to [D7] hold your [G] hand . . Oh

[G] please . say to [D] me . . (C 2 1 2 3 4) [Em] . you'll let me be your [B7] man . . And

[G] please . say to [D] me . . (C 2 1 2 3 4) [Em] . you'll let me hold your [B7] hand . . .

[C] . Oh let me [D7] hold your [G] ha-a-[Em]nnndd

[C] . I want [D7] hold your [G] hand . . .

## Bridge:

[Dm] . And when I [G] touch you I feel [C] happy . in-[Am]side . . .

[Dm] . It's such a [G] feeling that my [C] love . .

[C] I can't [D] hide . [C] I can't [D] hide . [C] I can't [D] hide . [D7] . . . Yeah

[G] yooou . got that [D] somethin' . . (C 2 1 2 3 4) [Em] . I think you'll under-[B7]stand . . When

[G] I . . say that [D] somethin' . . (C 2 1 2 3 4) [Em] . I want hold your [B7] hand . . .

[C] . I want to [D7] hold your [G] ha-a-[Em]nnndd

[C] . I want to [D7] hold your [G] hand . . .

## Bridge:

[Dm] . And when I [G] touch you I feel [C] happy . in-[Am]side . . .

[Dm] . It's such a [G] feeling that my [C] love . .

[C] I can't [D] hide . [C] I can't [D] hide . [C] I can't [D] hide . [D7] . . . Yeah

[G] yooou . got that [D] somethin' . . (C 2 1 2 3 4) [Em] . I think you'll under-[B7]stand . . When

[G] I-I . feel that [D] somethin' . . (C 2 1 2 3 4) [Em] . I want hold your [B7] hand . . .

## Outro:

[C] . I want to [D] hold your [G] ha-a-[Em]nnndd .

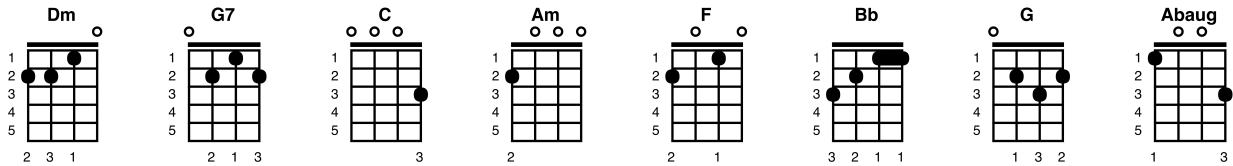
[C] . I want to [D] hold your [B7] hand . . . .

[C] . I want to [D] hold your [C] ha a a a a a a [G]/and

# All My Loving

Beatles, Lennon/McCartney, ©1963

Key of Dm



## Intro: 1, 2, 3, 4 - 1, 2

(first note "F")

### Verse 1:

Close your [Dm] eyes and I'll [G7] kiss you, to-[C]morrow I'll [Am] miss you,  
Re-[F]member I'll [Dm] always be [Bb] true . . . [G7] . . and then  
[Dm] while I'm a-[G7]way I'll write [C] home every-[Am]day . and I'll  
[F] send all my [G] loving to [C] you . . . [C]/ .

### Verse 2:

I'll pre-[Dm] tend that I'm [G7] kissing, the [C] lips I am [Am] missing  
And [F] hope that my [Dm] dreams will come [Bb] true . . . [G7] . . and then  
[Dm] while I'm a-[G7]way I'll write [C] home every-[Am]day . and I'll  
[F] send all my [G] loving to [C] you . . . [C]/ .

### Chorus:

All my [Am] loving [Abaug] I will send to [C] you . . . [C] . . All my  
[Am] loving, [Abaug] darling I'll be [C] true . . . [C]/ . . .

### Solo:

[F] [F] [C] [C] [Dm] [G] [C] [C]/ .

### Verse 1:

Close your [Dm] eyes and I'll [G7] kiss you, to-[C]morrow I'll [Am] miss you,  
Re-[F]member I'll [Dm] always be [Bb] true . . . [G7] . . and then  
[Dm] while I'm a-[G7]way I'll write [C] home every-[Am]day . and I'll  
[F] send all my [G] loving to [C] you . . . [C]/ .

### Chorus:

All my [Am] loving [Abaug] I will send to [C] you . . . [C] . . All my  
[Am] loving, [Abaug] darling I'll be [C] true . . . [C]/ .

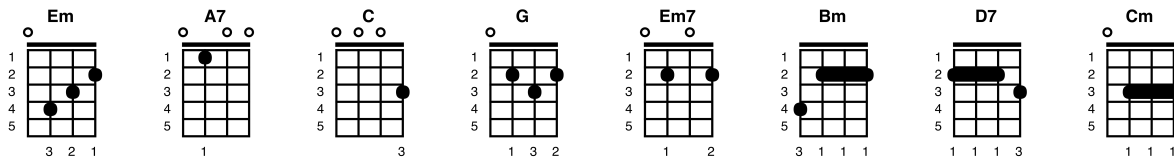
### Outro:

All my [Am] loving . . [Am] . . All my [C] loving . Ooh [C] Ooh . All my  
[Am] loving . . [Am] . . I will send to [C] you . . . [C]/

# She Loves You

Key of G

The Beatles, John Lennon and Paul McCartney, ©1963



## Intro: (1 2 3)

She [Em] loves you, yeah . [Em] yeah . yeah .

She [A7] loves you, yeah . [A7] yeah . yeah .

She [C] loves you, yeah . [C] yeah . yeah . [G] yeah . . . [G] . . .

[G] You think you've lost your [Em7] love . . well I [Bm] saw her yes-ter-[D7]day-ay . It's

[G] you she's think-ing [Em7] of . . and she [Bm] told me what to [D7] say-ay, She says she

[G] loves you . and you [G] know that can't be [Em] bad . . . [Em] . . . Yes, she

[Cm] loves you . and you [Cm] know you should be [D7] glad . . . [D7] . . .

She [G] said you hurt her [Em7] so . . she [Bm] al-most lost her [D7] mi-i-ind . And

[G] now she says she [Em7] knows . . you're [Bm] not the hurt-ing [D7] ki-i-ind She says she

[G] loves you . and you [G] know that can't be [Em] bad . . . [Em] . . . Yes, she

[Cm] loves you . and you [Cm] know you should be [D7] gla-ad . . [D7] Oooooooooo!

## Chorus:

She [Em] loves you, yeah . [Em] yeah . yeah .

She [A7] loves you, yeah . [A7] yeah . yeah . with a

[Cm]/// love like that you . [D7] know you should be [G] glad . . . [Em] . . . You

[G] know it's up to [Em7] you . . . [Bm] I think it's on-ly [D7] fai-i-air .

[G] Pride can hurt you [Em7] too . . a-[Bm]pol-o-gise to [D7] her-er-er . Be-cause she

[G] loves you . and you [G] know that can't be [Em] bad . . . [Em] . . . Yes, she

[Cm] loves you . and you [Cm] know you should be [D7] glad . . . [D7] Oooooooooo!

## Chorus:

She [Em] loves you, yeah . [Em] yeah . yeah .

She [A7] loves you, yeah . [A7] yeah . yeah . with a

[Cm]/// love like that you . [D7] know you should be [G] glad . . . [Em] . . . with a

## Outro:

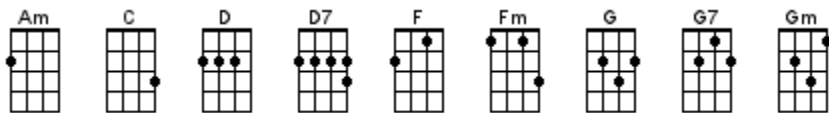
[Cm]/// love like that you . [D7] know you should be [G] glad . . . [Em] . . . with a

[Cm]/// love like that you . [D7]/ know you sh-ou-ld . be [G] glad . . . [G] . . .

[Em] . . Yeah . yeah . yeah . [C] . . Yeah . yeah . yeah . [G]/ Yeah

# From Me To You

Lennon-McCartney 1963 (The Beatles)



< SINGING NOTE: C >

**INTRO: / 1 2 3 4 / 1 2 3**

Da-da [C] da da-da dun dun [Am] da  
Da-da [C] da da-da dun dun [Am] da

If there's [C] anything that you [Am] want  
If there's [C] anything I can [G7] do  
Just [F] call on me, and I'll [Am] send it along  
With [C] love from [G] me to [C] you

I got [C] everything that you [Am] want  
Like a [C] heart that's oh so [G7] true  
Just [F] call on me, and I'll [Am] send it along  
With [C] love from [G] me to [C] you

I got [Gm] arms that long to [C] hold you  
And [F] keep you by my side  
I got [D] lips that long to [D7] kiss you  
And [G] keep you satis-[G7]fied, ooo

If there's [C] anything that you [Am] want  
If there's [C] anything I can [G7] do  
Just [F] call on me, and I'll [Am] send it along  
With [C] love from [G] me to [C] you

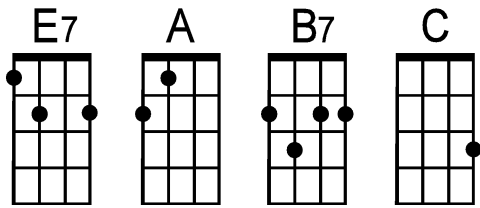
If there's [C] anything that you [Am] want **From me**  
If there's [C] anything I can [G7] do **To you**  
Just [F] call on me, and I'll [Am] send it along  
With [C] love from [G] me to [C] you

I got [Gm] arms that long to [C] hold you  
And [F] keep you by my side  
I got [D] lips that long to [D7] kiss you  
And [G] keep you satis-[G7]fied, ooo

If there's [C] anything that you [Am] want  
If there's [C] anything I can [G7] do  
Just [F] call on me, and I'll [Am] send it along  
With [C] love from [G] me to [C] you  
To [Am] you! To [Fm] you! Da-da [C] da da-da dun dun [Am]↓ da

# I Saw Her Standing There

by Paul McCartney and John Lennon



**Intro:** one, two, three, four! E7 . . . | . . . . | . . . . | .  
(sing b)

. . . | E7 . . . . | . . . . | A . . . . | E7 . . .  
Well she was— just se-ven-tee-eeen you know what I mea-ean—  
. . . | . . . . | . . . . | B7 . . . . | . . . . |  
and the way she looked was way be-yond com-par-are—  
E7 . . . . | . . . . | A . . . . | C . . .  
How— could I— dance— with an—oth-er— Oh—  
. . . | E7 . . . . | B7 . . . . | E7 . . . . | . . . .  
When I saw— her— sta—anding there?

. . . | E7 . . . . | . . . . | A . . . . | E7 . . .  
Well, she— looked at— me-e and I— I could see-ee  
. . . | . . . . | . . . . | B7 . . . . | . . . . |  
that be-fore too long I'd fall in love with her—er—  
E7 . . . . | . . . . | A . . . . | C . . .  
She— wouldn't dance— with an—oth-er— Oh—  
. . . | E7 . . . . | B7 . . . . | E7 . . . . | . . . .  
and I saw— her— sta—anding there

. . . | A . . . . | . . . . | . . . . | . . . .  
**Bridge:** Well, my heart— went— boom, when I crossed that— room—  
. . . | A . . . . | . . . . | B7 . . . . | A . . . . | . . . .  
and I held— her— hand— in— mi-i—ine—

. . . | E7 . . . . | . . . . | A . . . . | E7 . . .  
Whoa, we danced through the— ni—ight and we held each oth-er ti—ight  
. . . | . . . . | . . . . | B7 . . . . | . . . . |  
and be-fore too long I fell in love with her—er—  
. . . | E7 . . . . | . . . . | A . . . . | C . . .  
Now, I'll— nev-er dance— with an—oth-er— Oh—  
. . . | E7 . . . . | B7 . . . . | E7 . . . . | . . . .  
When I saw— her— sta—anding there

**Instrumental:** E7 . . . | . . . . | A . . . | E7 . . . |  
E7 . . . | . . . . | B7 . . . | . . . . |  
E7 . . . | . . . . | A . . . | C . . . | E7 . . . | B7 . . . | E7 . . . | . . .

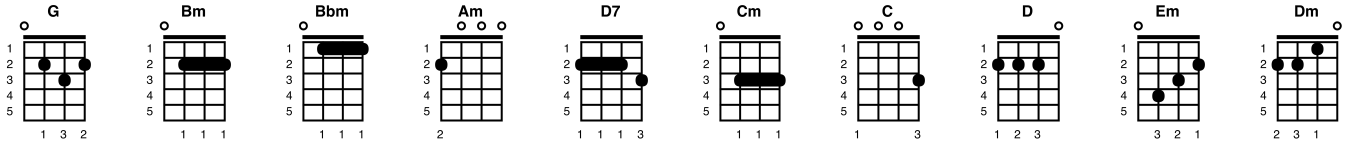
**Bridge:** Well, my heart— went— boom, when I crossed that— room—  
 and I held— her— hand— in— mi-i—ine—

Whoa, we danced through the— ni—ight and we held each oth-er ti—ight  
 and be-fore too long I fell in love with her—er—  
 Now, I'll— nev-er dance— with an—oth-er— Oh—  
 Since I saw— her— sta—anding there  
 Whoa, since I— saw— her— sta—anding there  
 Yeah, well since I— saw— her— sta—anding there— **E7\**

# Do You Want To Know A Secret?

Key of G

Lennon-McCartney, ©1963



The Bm Bbm Am chords can also be played as Gm on the 5th, 4th, 3rd frets

## Intro:

[G]// [Bm]/ [Bbm]/ [Am]////

[G]// Listen [Bm]/ [Bbm]/ [Am]

Do you [D7] want to know a [G] secret? [Bm]/ [Bbm]/ [Am]

Do you [D7] promise not to [G] tell? [Bm]/ [Bbm]/ whoa-oh-[Am]oh-[Cm]oh

[G]// Closer [Bm]/ [Bbm]/ [Am]

Let me [D7] whisper in your [G] ear [Bm]/ [Bbm]/ [Am]

Say the [D7] words you long to [C] hea-ea-ea-[D]ear

I'm in love with [Em] you, oo-oo-oo-[Am]oo-[D]oo

[G]// Listen [Bm]/ doo [Bbm]/ da [Am] doo

Do you [D7] want to know a [G] secret? [Bm]/ doo [Bbm]/ da [Am] doo

Do you [D7] promise not to [G] tell? [Bm]/ do [Bbm]/ whoa-oh-[Am]oh-[Cm]oh

[G]// Closer [Bm]/ doo [Bbm]/ da [Am] doo

Let me [D7] whisper in your [G] ear [Bm]/ doo [Bbm]/ da [Am] doo

Say the [D7] words you long to [C] hea-ea-ea-[D]ear

I'm in love with [Em] you, oo-oo-oo-[Am]oo-[D]oo

## Bridge:

[C] I've known a [Am] secret for the [Em] week or [Dm] two

[C] Nobody [Am] knows [Em] just we [Dm] two-oo-oo-[D7]oo

[G]// Listen [Bm]/ doo [Bbm]/ da [Am] doo

Do you [D7] want to know a [G] secret? [Bm]/ doo [Bbm]/ da [Am] doo

Do you [D7] promise not to [G] tell? [Bm]/ do [Bbm]/ whoa-oh-[Am]oh-[Cm]oh

[G]// Closer [Bm]/ doo [Bbm]/ da [Am] doo

Let me [D7] whisper in your [G] ear [Bm]/ doo [Bbm]/ da [Am] doo

Say the [D7] words you long to [C] hea-ea-ea-[D]ear

I'm in love with [Em] you, oo-oo-oo-[Am]oo-[D]oo

[Em] Oo, oo-oo-oo-[Am]oo-[D]oo

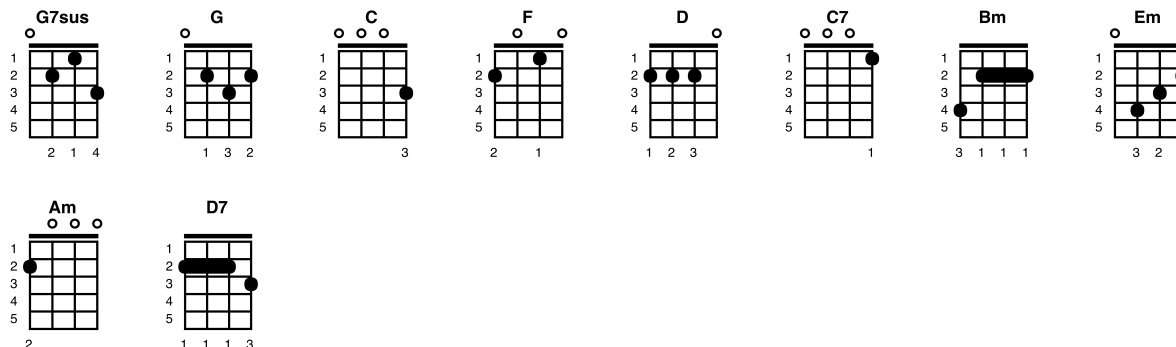
[Em] Oo, oo-oo-oo-[Am]oo-[D]oo [Em]/



# A Hard Day's Night

The Beatles, McCartney and Lennon, ©1964

Key of G



**Intro:** [G7sus]/ . . . . .

It's been a [G] hard . [C] day's . [G] night . . and I've been [F] work-in' . like a  
[G] do-o-og . It's been a [G] hard . [C] day's . [G] night . and I've been [F] sleep-in' . like a  
[G] lo-o-og . but when I [C] get home to you I find the [D] things that you do, will make me  
[G] fe-el [C7] a-al-[G]right . .

You know I [G] work . [C] all . [G] day . . to get you [F] money . to buy you  
[G] thi-i-ings, and it's [G] worth it just to [C] hear you [G] say you're gonna [F] give me . every-  
[G]thi-i-ing, so why on [C] earth should I moan cuz when I [D] get you a-lone, you know I  
[G] feel . [C7] O-o-[G]kay .

**Bridge:** cowbell

When I'm [Bm] home . . . [Em] everything seems to be [Bm] ri- . ight . [Bm] . .  
When I'm [G] home . . . [Em] feeling you holdin' me [Am] tight . . . [D7] tight . yeah

It's been a [G] hard . [C] day's . [G] night . . and I've been [F] work-in' . like a  
[G] do-o-og . It's been a [G] hard . [C] day's . [G] night . and I've been [F] sleep-in' . like a  
[G] lo-o-og . but when I [C] get home to you I find the [D] things that you do, will make me  
[G] fe-el [C7] a-al-[G]right . .

**Instrumental:** low G

	[G]	[C]	[G]	[F]	[G]
A	.	.	.	.	.
E	.	.	.	.	.
C	.	.	.	.	.
G	0	0	3	.	0

	[G]	[C]	[G]	[F]	[G]
A	.	.	.	.	.
E	.	.	.	.	.
C	.	.	.	.	.
G	0	0	3	.	0

so why on [C] earth should I moan cuz when I [D] get you a-lone, you know I  
[G] feel . [C7] O-o-[G]kay .

**Bridge:** cowbell

When I'm [Bm] home . . . [Em] everything seems to be [Bm] ri- . ight . [Bm] . .  
When I'm [G] home . . . [Em] feeling you holdin' me [Am] tight . . . [D7] tight . yeah

It's been a [G] hard . [C] day's . [G] night . . and I've been [F] work-in' . like a  
[G] do-o-og . It's been a [G] hard . [C] day's . [G] night . and I've been [F] sleep-in' . like a  
[G] lo-o-og . but when I [C] get home to you I find the [D] things that you do, will make me  
[G] fe-el [C7] a-al-[G]right . .

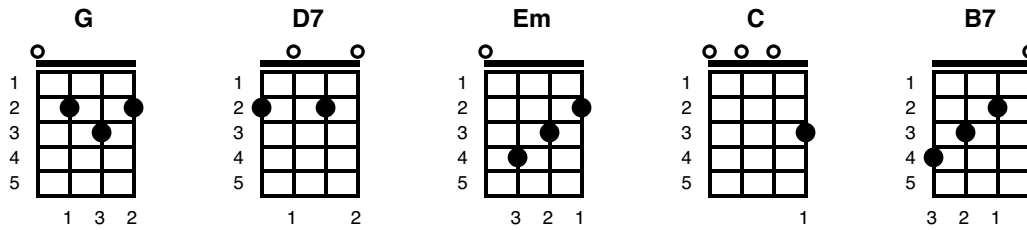
**Outro:**

You know I [G] fe-el [C] a-al-[G]right . . you know I [G] fe-el [C] a-al-[G]/right

# I Should Have Known Better

Key of C

The Beatles



Intro: |G D7|G D7|G D7|G D7|

G D7 G D7 G D7  
I.... .. should have known better with a girl like

G D7 G D7 Em  
you.. that I would love ev-ry thing that you do, and I

C D7 G D7 G D7  
do, hey, hey, hey and I do.... .. whoa

G D7 G D7 G D7 G  
I.... .. never real-ized what a kiss could be..

D7 G D7 Em  
This could only hap-pen to me

C B7  
Can't you see, can't you see

Em C G B7  
That when I tell you that I love you, oh...

Em C G  
You're gonna say you love me too hoo,hoo,hoo,hoo oh

C D7 G Em  
And when I ask you to be mine.....

C                      D7                      G   D7 G D7  
You're gonna say you love me too.... .. So

GD7 G D7                      G                      D7  
I.... .. should have real-ized a lot of things be-

G   D7      G                      D7      Em  
fore..if this is love you've gotta give me more, give me

C                      D7                      G      D7 G D7  
more hey, hey hey give me more.... .. whoa

GD7 G D7                      G                      D7                      G  
I..... .. never real-ized what a kiss could be..

D7                      G   D7                      Em                      C                      B7  
this could only happen ro me can't you see, can't you see

Em                      C                      G                      B7 Em  
That when I tell you that I love you..oh..you're gonna

C                      G  
say you love me too hoo, hoo, hoo hoo Oh

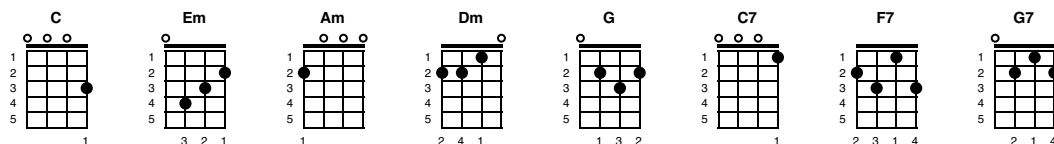
C                      D7                      G      Em C  
And when I ask you to be mine..... .. you're gonna

D7                      G   D7 G D7 G  
say you love me too.... .. ..

# Can't Buy Me Love

The Beatles

Key of C



1, 2, 3, 4 [C]/ Can't buy me [Em] love [Am], [Em] love [Am]  
Can't buy me [Dm] love [G]

## Verse 1:

I'll [C] buy you a diamond [C] ring my friend, if it [C7] makes you feel al-[C7]right  
I'll [F7] get you any-[F7]thing my friend, if it [C] makes you feel al-[C]right  
Cause [G7] I don't care too [F7]/ much for money, [F7] money can't buy me [C] love

## Verse 2:

I'll [C] give you all I've [C] got to give, if you [C7] say you love me [C7] too  
I [F7] may not have a-[F7]lot to give but what I [C] got I'll give to [C] you  
[G7] I don't care too [F7]/ much for money, [F7] money can't buy me [C] love

## Chorus:

Can't buy me [Em] love [Am], [Am] everybody tells me [C] so  
Can't buy me [Em] love [Am], [Dm] no, no, no, [G7] no

## Verse 3:

[C] Say you don't need no [C] diamond rings and [C7] I'll be satis-[C7]fied  
[F7] Tell me that you want the [F7] kind of things that [C] money just can't [C] buy  
[G7] I don't care too [F7]/ much for money, [F7] money can't buy me [C] love [C] (scream)

## Solo (don't sing):

[C] Say you don't need no [C] diamond rings and [C7] I'll be satis-[C7]fied  
[F7] Tell me that you want the [F7] kind of things that [C] money just can't [C] buy  
[G7] I don't care too [F7]/ much for money, [F7] money can't buy me [C] love

## Chorus (sing):

Can't buy me [Em] love [Am], [Am] everybody tells me [C] so  
Can't buy me [Em] love [Am], [Dm] no, no, no, [G7] no

## Verse & Outro:

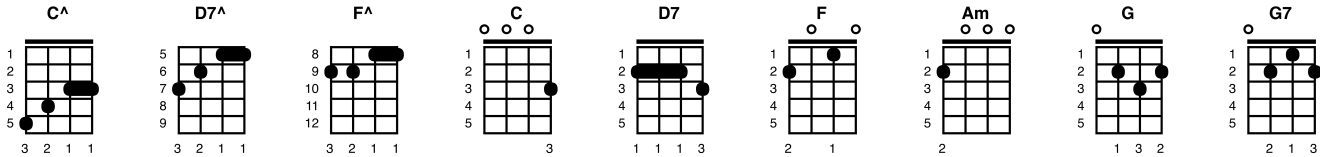
[C] Say you don't need no [C] diamond rings and [C7] I'll be satis-[C7]fied  
[F7] Tell me that you want the [F7] kind of things that [C] money just can't [C] buy  
[G] I don't care too [F7]/ much for money, [F7] money can't buy me [C] love

Can't buy me [Em] love [Am], [Em] love [Am]  
Can't buy me [Dm] lo-[G]-ove [C]/ oh

# Eight Days a Week

Beatles, ©1964

Key of C



\*Second position chords provided but not mandatory!

\*Slashes in Chorus also not mandatory - having trouble, play one strum of the chord

\*"/" is a quick "up down"

**Intro:** [C<sup>Δ</sup>]/ /// [D7<sup>Δ</sup>]/ /// [F<sup>Δ</sup>]/ /// [C<sup>Δ</sup>]/ ///

[C] Ooh, I need your [D7] love babe, [F] guess you know it's [C] true

[C] Hope you need my [D7] love babe, [F] just like I need [C] you

## Chorus:

[Am]/ Hold me // [F]/ Love me // [Am]/ Hold me // [D7]/ Love me //

[C] Ain't got nothing but [D7] love babe, [F] eight days a [C] week

[C] Love you every [D7] day girl, [F] always on my [C] mind

[C] One thing I can [D7] say girl, [F] love you all the [C] time

## Chorus:

[Am]/ Hold me // [F]/ Love me // [Am]/ Hold me // [D7]/ Love me //

[C] Ain't got nothing but [D7] love babe, [F] eight days a [C] week

## Bridge:

[G]/ Eight . /days . [G]/ a week . / . I [Am]/ looooo-[Am]/-ove you...[Am] //

[D7]/ Eight . /days . [D7]/ a week . / . is [F] not enough to [G7] show I care

[C] Ooh, I need your [D7] love babe, [F] guess you know it's [C] true

[C] Hope you need my [D7] love babe, [F] just like I need [C] you

## Chorus:

[Am]/ Hold me // [F]/ Love me // [Am]/ Hold me // [D7]/ Love me //

[C] Ain't got nothing but [D7] love babe, [F] eight days a [C] week

## Bridge:

[G]/ Eight . /days . [G]/ a week . / . I [Am]/ looooo-[Am]/-ove you...[Am] //

[D7]/ Eight . /days . [D7]/ a week . / . is [F] not enough to [G7] show I care

[C] Love you every [D7] day girl, [F] always on my [C] mind

[C] One thing I can [D7] say girl, [F] love you all the [C] time

## Chorus:

[Am]/ Hold me // [F]/ Love me // [Am]/ Hold me // [D7]/ Love me //

[C] Ain't got nothing but [D7] love babe, [F] eight days a [C] week

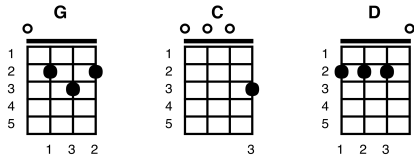
[F] Eight days a [C] week, [F] eight days a [C] week

**Outro:** [C<sup>Δ</sup>]/ /// [D7<sup>Δ</sup>]/ /// [F<sup>Δ</sup>]/ /// [C<sup>Δ</sup>] tremolo

# Love Me Do

Key of G

The Beatles, John Lennon and Paul McCartney, ©1962



## Intro:

[G] [C] [G] [C]  
[G] [C] [C] [C]

[G] Love . love me [C] do . . you [G] know . I love [C] you . . I'll  
[G] a-al-ways be [C] true . . So [C] ple-e-e-e-[C]ease . . . [C]/ . Love me  
[G] do-o-o-o [C] . whoa-oh . [G] love me do . [C] . . .

[G] Love . love me [C] do . . you [G] know . I love [C] you . . I'll  
[G] a-al-ways be [C] true . . So [C] ple-e-e-e-[C]ease . . . [C]/ . Love me  
[G] do-o-o-o [C] . whoa-oh . [G] love me do . [C] . . .

*E3 E2 E0*

## Bridge:

[D] So-me one to [D] love . . . [C] so-me bo-dy [G] new . . .  
[D] So-me one to [D] love . . . [C] so-me one like [G]/ you [G]// .

[G] Love . love me [C] do . . you [G] know . I love [C] you . . I'll  
[G] a-al-ways be [C] true . . So [C] ple-e-e-e-[C]ease . . . [C]/ . Love me  
[G] do-o-o-o [C] . whoa-oh . [G] love me do . [C] . . .

*E3 E2 E0*

## Instrumental:

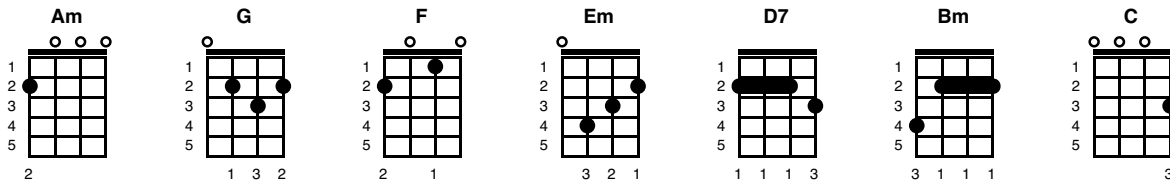
[D] [D] [C] [G]  
[D] [D] [C] [G]  
[G] [G] [G] [G]/ . [D]/ .

[G] Love . love me [C] do . . you [G] know . I love [C] you . . I'll  
[G] a-al-ways be [C] true . . So [C] ple-e-e-e-[C]ease . . . [C]/ . Love me  
[G] do-o-o-o [C] . whoa-oh . [G] love me do .  
[C] Yeah . well . [G] Love me do-o [C] . whoa-oh . [G] love me do-o [G]/ [C]/ [G]/

## Help

Key of Em

The Beatles, Lennon-McCartney, ©1965



[Am]/ Help . I need some-[G]/body [F]/ help . not just any-[Em]/body  
[D7]/ Help . you know I [D7]/ need someone [G]/ he-e-elp . . .

[G] . When I was younger so much [Bm] younger than today .  
[Em] . I never needed anybody's [C]/ help in [F]/ any [G]// way  
[G] . But now these days are gone I'm [Bm] not so self-assured .  
[Em] . Now I find I've changed my mind, I've [C]/ opened [F]/ up the [G]// doors .

### Chorus:

[Am] Help me if you can I'm feeling [Am] do-wn . . [G]/ And I  
[F] do appreciate you being [F] 'ro-und . [Em]/  
[D7] Help me get my feet back on the [D7] ground, . Won't you  
[G]/ please, . please help [G] me . . . .

[G] . And now my life has changed in [Bm] oh so many ways  
[Em] . My independence seemed to [C]/ vanish [F]/ in the [G]// haze  
[G] . But every now and then I [Bm] feel so insecure  
[Em] . I know that I just need you like I've [C]/ never [F]/ done be-[G]//fore

### Chorus:

[Am] Help me if you can I'm feeling [Am] do-wn . . [G]/ And I  
[F] do appreciate you being [F] 'ro-und . [Em]/  
[D7] Help me get my feet back on the [D7] ground, . Won't you  
[G]/ please, . please help [G] me . . . .

[G] . When I was younger so much [Bm] younger than today  
[Em] . I never needed anybody's [C]/ help in [F]/ any [G]// way  
[G] . But now these days are gone I'm [Bm] not so self-assured  
[Em] . Now I find I've changed my mind I've [C]/ opened [F]/ up the [G]// doors

### Outro:

[Am] Help me if you can I'm feeling [Am] do-wn . . [G]/ And I  
[F] do appreciate you being [F] 'ro-und . [Em]/  
[D7] Help me get my feet back on the [D7] ground, . Won't you  
[G]/ please, . please help [G] me, Help [Em] me, help [G]/ me . [Em]/ oh



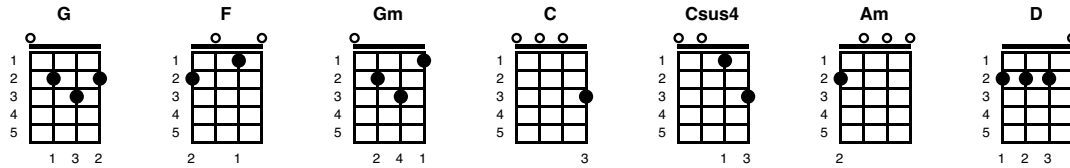
# Norwegian Wood

Beatles, ©1965

Timing: 3/4

Strum Pattern: D DU DU

Key of G



## Intro: (2x)

	[G]	[G]	[G]	[G]	[G]	[F] (riff)	[G]	[G]
A	-5-----	-7--5--3--	-2-----	-0--3--2--	-----	-----3-----	-----	-----
E	-----	-----	-----	-----	-3-----	-1-----0--	-----	-----
C	-----	-----	-----	-----	-----	-----	-2-----	-----
G	-----	-----	-----	-----	-----	-----	-----	-----

[G] I . . once had a girl . . or should I say . . [F] she once had [G] me, (riff) [G]  
[G] She . . showed me her room . . isn't it good .. [F] Norwegian [G] wood . .

## Bridge:

[G] . . She [Gm] asked me to stay, And she told me to sit any-[C] where . . [C] [Csus4] [C] . . So  
[Gm] I looked around and I noticed there wasn't a [Am] chair . . [Am] [D] [D]

[G] I . . sat on a rug . . biding my time . . [F] drinking her [G] wine, (riff) [G]  
[G] We . . talked until two . . and then she said . . [F] it's time for [G] bed . . [G]

(Repeat Intro tabs x2)

## Bridge:

She [Gm] told me she worked in the morning, And started to [C] laugh . . [C] [Csus4] [C] . . I  
[Gm] told her I didn't and crawled off to sleep in the [Am] bath . . [Am] [D] [D]

[G] And . . when I awoke . . I was alone . . [F] this bird had [G] flown . . (riff) [G]  
[G] So . . I lit a fire . . isn't it good . . [F] Norwegian [G] wood . . [G]

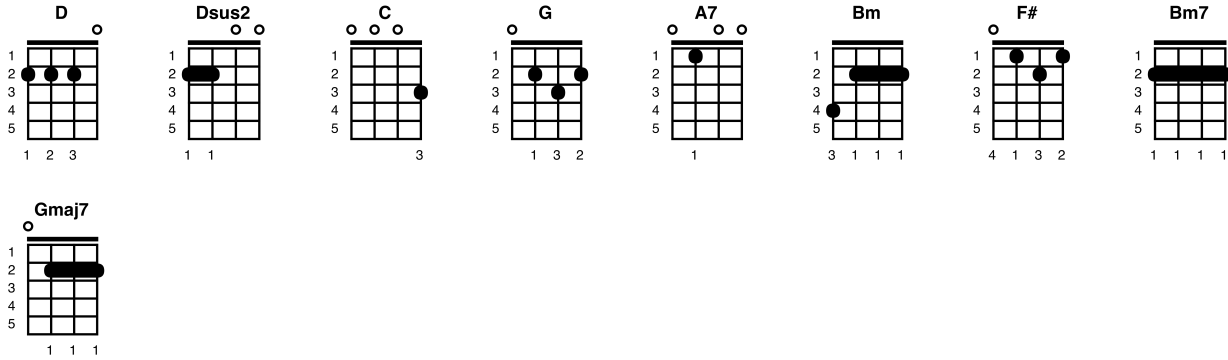
## Outro:

	[G]	[G]	[G]	[G]	[G]	[F]	[G] /
A	-5-----	-7--5--3--	-2-----	-0--3--2--	-----	-----3-----	---
E	-----	-----	-----	-----	-3-----	-1-----0--	---
C	-----	-----	-----	-----	-----	-----	-2--
G	-----	-----	-----	-----	-----	-----	---

# We Can Work It Out

The Beatles, Paul McCartney and John Lennon, ©1965

Key of D



## Intro: [D] [D]

[D] . Try to see it [Dsus2]/ my [D] way, do I have to  
[Dsus2]/ keep on talking [C] till I can't go [D] on? .  
[D] . While you see it [Dsus2]/ your [D] way, run the risk of  
[Dsus2]/ knowing that our [C] nlove may soon be [D] go-ne  
[G] We can work it [D] out . [G] We can work it [A7] ou-out

[D] . Think of what you're [Dsus2]/ say-[D]ing. You can get it  
[Dsus2] wrong and still you [C] think that it's all [D] right .  
[D] . Think of what I'm [Dsus2]/ say-[D]ing. We can work it  
[Dsus2] out and get it [C] straight or say good [D] ni-i-ight  
[G] We can work it [D] out . [G] We can work it [A7] ou-out

## Bridge:

[Bm] Life is ver-y [Bm] short and there's no [G] ti-i-i-i-[F#]ime, for fussing and  
[Bm]/fight-/ing, /my [Bm7]/friend / / [GM7] / / / [F#] / / /  
[Bm] I have always [Bm] thought that it's a [G] cri-i-i-i-[F#]ime, so I will  
[Bm]/a-/ask /you [Bm7]/once / /a-[GM7]/gain / / [F#] / / /

[D] . Try to see it [Dsus2]/ my [D] way, Only time will  
[Dsus2] tell if I am [C] right or I am [D] wro-ong  
[D] . While you see it [Dsus2]/your [D] way, there's a chance that  
[Dsus2] we might fall a-[C]part before too [D] lo-ong  
[G] We can work it [D] out . [G] We can work it [A7] ou-out

## Bridge:

[Bm] Life is ver-y [Bm] short and there's no [G] ti-i-i-i-[F#]ime, for fussing and  
[Bm]/fight-/ing, /my [Bm7]/friend / / [GM7] / / / [F#] / / /  
[Bm] I have always [Bm] thought that it's a [G] cri-i-i-i-[F#]ime, so I will  
[Bm]/a-/ask /you [Bm7]/once / /a-[GM7]/gain / / [F#] / / /

**Bridge:** *(continued)*

[D] . Try to see it [Dsus2]/ my [D] way, Only time will  
[Dsus2] tell if I am [C] right or I am [D] wro-ong .  
[D] . While you see it  
[Dsus2]/your [D] way, there's a chance that  
[Dsus2] we might fall a-[C]part before too [D] lo-ong  
[G] We can work it [D] out . [G] We can work it [A7] ou-out

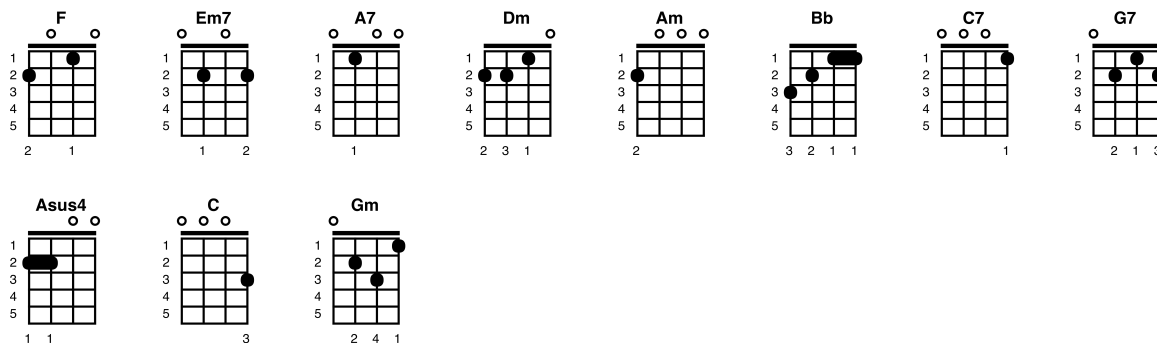
**Outro:**

[D] /// [Dsus2] /// [D] /

# Yesterday

The Beatles, Paul McCartney, John Lennon, ©1965

Key of F



## Intro: [F] [F]

[F] Yesterday . . [Em7] . All my [A7] troubles seemed so [Dm] far a-way [Am]/  
[Bb] . Now it [C7] looks as though they're [F] here to stay, Oh  
[Dm] I be-[G7]lieve in [Bb] yester-[F]day .

[F] Suddenly . . [Em7] . I'm not [A7] half the man I [Dm] used to be [Am]/  
[Bb] . There's a [C7] shadow hanging [F] over me, Oh  
[Dm] yester-[G7]day came [Bb] sud-den-[F]ly .

## Bridge:

[Asus4] Why . [A7] she . [Dm]/ had [C]/ to [Bb] go I don't  
[Gm] know . she [C7] would-n't [F] say . . .  
[Asus4] I . [A7] said . [Dm]/ some-[C]/thing [Bb] wrong. now I  
[Gm] long for [C7] yester-[F]day . . .

[F] Yesterday . . [Em7] . Love was [A7] such an easy [Dm] game to play [Am]/  
[Bb] . Now I [C7] need a place to [F] hide away, Oh  
[Dm] I be-[G7]lieve in [Bb] yester-[F]day .

## Bridge:

[Asus4] Why . [A7] she . [Dm]/ had [C]/ to [Bb] go I don't  
[Gm] know . she [C7] would-n't [F] say . . .  
[Asus4] I . [A7] said . [Dm]/ some-[C]/thing [Bb] wrong. now I  
[Gm] long for [C7] yester-[F]day-ay-ay-ay

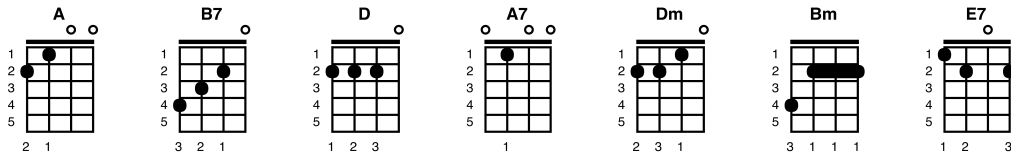
[F] Yesterday . . [Em7] . Love was [A7] such an easy [Dm] game to play [Am]/  
[Bb] . Now I [C7] need a place to [F] hide away, Oh  
[Dm] I be-[G7]lieve in [Bb] yester-[F]day .

Outro: [Dm] Mm mm [G7] mm mm [Bb]/ mm [F]/ mm [F]/ mmmmm

# You Won't See Me

Lennon-McCartney © 1965

Key of A



*Note: The echo "you won't see me" can be played on the A string as "0 2 3 4"*

**Intro:** [A] [B7] [D] [A] . . . When I

## Verse 1 & 2:

[A] call, you [B7] up, your [D] line's, en-[A]gaged  
I have [A] had, e-[B7]nough, so [D] act, your [A] age  
We have [A7] lost, the [D] time, that [Dm] was so hard to [A] find  
And I will [A] lose, my [B7] mind if

[D]/ You [A] won't see me (you won't see me)

[D]/ You [A] won't see me (you won't see me)

I don't [A] know, why [B7] you, should [D] want, to [A] hide  
But I [A] can't, get [B7] through, my [D] hands, are [A] tied  
I won't [A7] want, to [D] stay, I [Dm] don't have much to [A] say  
But I get [A] turned, a-[B7]way, and

[D]/ You [A] won't see me (you won't see me)

[D]/ You [A] won't see me (you won't see me)

## Bridge:

[Bm] Time, after [Dm] time, you re-[E7]fuse to even [A] listen  
[B7] I wouldn't mind, if I [D] knew what I was [E7] missin'

## Verse 3:

Though the [A] days, are [B7] few, they're [D] filled, with [A] tears  
And since [A] I, lost [B7] you, it [D] feels, like [A] years  
Yes it [A7] seems, so [D] long [Dm] girl since you've been [A] gone  
And I just [A] can't, go [B7] on, if

[D]/ You [A] won't see me (you won't see me)

[D]/ You [A] won't see me (you won't see me)

## Bridge:

[Bm] Time, after [Dm] time, you re-[E7]fuse to even [A] listen  
[B7] I wouldn't mind, if I [D] knew what I was [E7] missin'

**Repeat Verse 3:**

Though the [A] days, are [B7] few, they're [D] filled, with [A] tears  
And since [A] I, lost [B7] you, it [D] feels, like [A] years  
Yes it [A7] seems, so [D] long [Dm] girl since you've been [A] gone  
And I just [A] can't, go [B7] on, if

[D]/ You [A] won't see me (you won't see me)

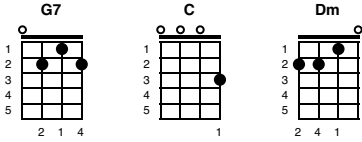
[D]/ You [A] won't see me (you won't see me)

[A] [B7] / [D] [A]

# Yellow Submarine

Key of G

Beatles, 1966



## Intro:

[G7] [G7] [G7] [G7]

## Verse 1:

In the [G7] town where I was [C] born, lived a [Dm] man who sailed the [G7] sea,  
And he told us of his [C] life, in the [Dm] land of subma-[G7] rines.  
So we sailed up to the [C] sun, 'til we [Dm] found, the sea of [G7] green,  
And we lived beneath the [C] waves, in our [Dm] yellow subma-[G7] rine.

## Chorus:

[C] We all live in a [G7] yellow submarine, yellow submarine, [C] yellow submarine  
We all live in a [G7] yellow submarine, yellow submarine, [C] yellow submarine.

## Verse 2:

And our [G7] friends are all on [C] board, many [Dm] more of them live next [G7] door,  
And the band begins to [C] play (pause strumming)  
<<Kazoo the Trumpets>>

## Chorus:

[C] We all live in a [G7] yellow submarine, yellow submarine, [C] yellow submarine  
We all live in a [G7] yellow submarine, yellow submarine, [C] yellow submarine.

## Verse 3:

As we [G7] live a life of [C] ease, every [Dm] one of us (everyone of us)  
has all we [G7] need (has all we need),  
Sky of blue (sky of blue) and sea of [C] green (sea of green)  
in our [Dm] yellow (in our yellow ) subma-[G7] rine (submarine).

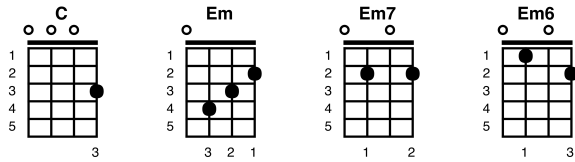
## Chorus fade out:

[C] We all live in a [G7] yellow submarine, yellow submarine, [C] yellow submarine  
[C] We all live in a [G7] yellow submarine, yellow submarine, [C] yellow submarine  
[C] We all live in a [G7] yellow submarine, yellow submarine, [C] yellow submarine

# Eleanor Rigby

The Beatles, Paul McCartney, ©1966

Key of Em



**Riff:** *riff starts one beat before the measure*

A | 0 2 . 2 . 2 . 2 . 2  
E | . . 3 . 2 . 3 . 0 .

## Intro:

[C] Ah . look at [C] all the lone-ly [Em] peo-ple . . [Em] *Riff*

[C] Ah . look at [C] all the lone-ly [Em] peo-ple . . [Em] *Riff*

[Em] Elea-nor Rigby [Em] picks up the rice in the [Em] church where her wedding has  
[C] been . . . [C] Lives in a dre-[Em]/eam  
[Em] Waits at the window [Em] wearing the face that she [Em] keeps in a jar by the  
[C] door . . . [C] Who is it fo-[Em]/or?

## Chorus:

[Em7] All the lone-ly [Em6] peo-ple . where [C] do . they all come [Em] from? . . .  
[Em7] All the lone-ly [Em6] peo-ple . where [C] do . they all be-[Em]long? . . .

[Em] Father Mc-Kenzie [Em] writing the words of a [Em] sermon that no-one will  
[C] hear . . . [C] No one comes ne-[Em]/ear  
[Em] Look at him working [Em] darning his socks in the [Em] night when there's nobod-y  
[C] there . . . [C] what does he ca-[Em]/are?

## Chorus:

[Em7] All the lone-ly [Em6] peo-ple . where [C] do . they all come [Em] from? . . .  
[Em7] All the lone-ly [Em6] peo-ple . where [C] do . they all be-[Em]long? . . .

[C] Ah . look at [C] all the lone-ly [Em] peo-ple . . [Em] *Riff*  
[C] Ah . look at [C] all the lone-ly [Em] peo-ple . . [Em] *Riff*

[Em] Elea-nor Rigby [Em] died in the church and was [Em] buried a-long with her  
[C] name . . . [C] Nobod-y ca-[Em]/ame  
[Em] Father Mc-Kenzie [Em] wiping the dirt from his [Em] hands as he walks from the  
[C] grave . . . [C] No-one was sa-[Em]/aved

## Outro:

[Em7] All the lone-ly [Em6] peo-ple . where [C] do . they all come [Em] from? . . .  
[Em7] All the lone-ly [Em6] peo-ple . where [C] do . they all be-[Em]long? . . . [Em]/

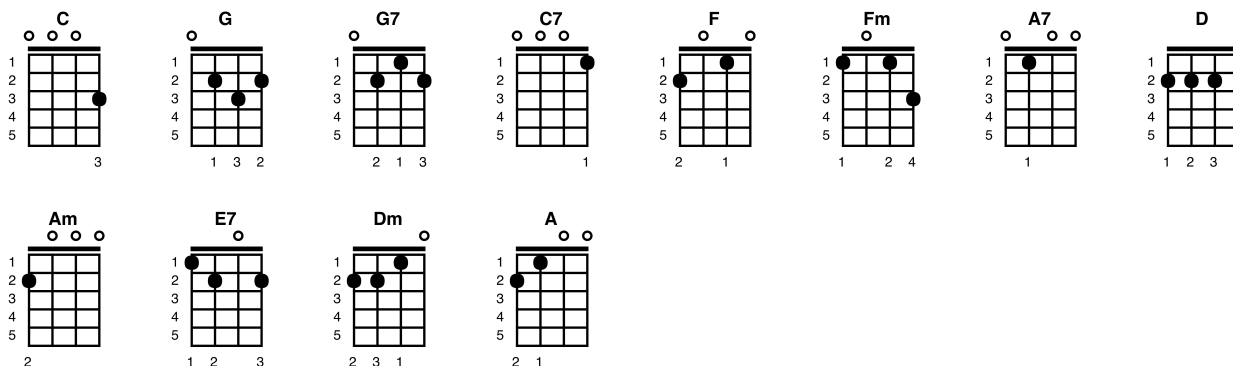
E | 3 0 . .  
C | . . . .  
G | . . 4 2



# When I'm Sixty Four

Beatles, ©1967

Key of C



## Intro:

[C] [C] [C] [C] [C] [C] [C] [C]  
A |-----0---3---7-7-5-0-3--3--3--3  
E | -0---0-3-0---3---3-----0--0--0--0  
C | ---3-----0-----0--0--0--0  
G |-----0--0--0--0

## Verse 1:

[C] When I get older losing my hair, many years from [G] now (E3 A020 E3)  
[G7] Will you still be sending me a valentine [G7]/ Birthday greetings, [C] bottle of wine?  
[C] If I'd been out till quarter to three [C7] Would you lock the [F] door? . . .  
[F]/ Will you still [Fm]/ need me, [C]/ will you still [A7]/ feed me  
[D]/ When I'm [G7]/ sixty-[C]/ four? [G7]/ [C]/

## Bridge:

[Am] ooh . . . [Am] . . . [G] . . . [Am] . . .  
[Am] You'll be older [E7] too . . . [E7] . . . [Am] . . .  
[Am] And . if you [Dm] say . . the [Dm] word . . .  
[F]/ I . [F]/ could . [G]/ stay . [G]/ with . [C] you . . . [G]// . . [G]/ . . (C7 E7 10 A8)

## Verse 2:

[C] I could be handy, mending a fuse, when your lights have [G] gone (E3 A020 E3)  
[G7] You can knit a sweater by the fireside [G7]/ Sunday mornings [C] go for a ride  
[C] Doing the garden, digging the weeds [C7] Who could ask for [F] more?  
[F]/ Will you still [Fm]/ need me, [C]/ will you still [A]/ feed me  
[D]/ When I'm [G7]/ sixty-[C]/ four? [G7]/ [C]/

## Bridge:

[Am] Every summer we can rent a cottage in the Isle of [G] Wight, If it's not too [Am] dear . . .  
[Am] We . shall . scrimp . and . [E7] save . . . [E7] . . . [Am] . . .  
[Am] Gra-nd-child-ren [Dm] on . . your [Dm] knee . . .  
[F]/// Vera . [G7]/ Chuck . [G7]/ and . [C] Dave . . . [G]// . . [G]/ . .

**Verse 3:**

[C] Send me a postcard, drop me a line, stating point of [G] view (E3 A020 E3)  
[G7] Indicate precisely what you mean to say . [G7] Yours sincerely, [C] wasting away  
[C] Give me your answer, fill in a form [C7] . Mine for ever-[F]more . . .  
[F]/ Will you still [Fm]/ need me, [C]/ will you still [A]/ feed me  
[D]/ When I'm [G7]/ sixty-[C]/ four? [G7]/ [C]/ hoo!

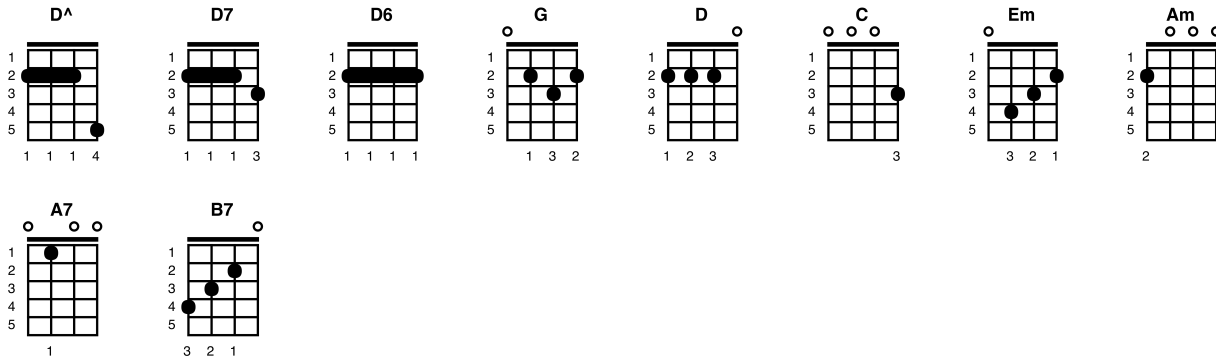
**Outro:**

[C] [C] [F]-[G] [C]/ [G7]/ [C]/

# All You Need Is Love

The Beatles, ©1967

Key of G



count for runs

[D^] . . [D7] . . [D6]/[D7]/ [D^]/ [D7]/  
1 2 3 4 5 & 6 7

Intro:

[G] [D] [G] [C] [D]  
A |-----0---0---5---2-----2-----3---2-0  
E |---0-3---3---2---2---3---3---3-3-3-0---2---2--  
C |-2---2---2---2---2---4---4---4-4-4-0---2---2--  
G |-----0---0---2---2---0---0---0-0-0-0---2---2--

[G] Love . [D] love . [Em] love . .  
[G] Love . [D] love . [Em] love . .  
[Am] Love . [G] love . [D] love . . . [D^] . . [D7] . . [D6]/[D7]/ [D^]/ [D7]/

Verse 1:

[G] . There's nothing you can [D] do that can't be [Em] done . .  
[G] . Nothing you can [D] sing that can't be [Em] sung . .  
[Am] . Nothing you can [G] say but you can [D] learn how to play the game  
It's [D^] easy [D7] . . [D6]/[D7]/ [D^]/ [D7]/

Verse 2:

[G] . Nothing you can [D] make that can't be [Em] made . .  
[G] . No one you can [D] save that can't be [Em] saved . .  
[Am] . Nothing you can [G] do but you can [D] learn how to be you in time  
It's [D^] easy [D7] . . [D6]/[D7]/ [D^]/ [D7]/

Chorus:

[G] . All you [A7] need is [D7] love . . .  
[G] . All you [A7] need is [D] love . . .  
[G] . All you [B7] need is [Em] love . [G] love .  
[C] . Love is [D7] all you need [G]/ [D]/

### Interlude:

[G] Love . [D] love . [Em] love . .

[G] Love . [D] love . [Em] love . .

[Am] Love . [G] love . [D] love . . . [D^] . . [D7] . . [D6]/[D7]/ [D^]/ [D7]/

### Chorus:

[G] . All you [A7] need is [D7] love . . .

[G] . All you [A7] need is [D] love . . .

[G] . All you [B7] need is [Em] love . [G] love .

[C] . Love is [D7] all you need [G]/ [D]/

### Verse 3:

[G] . Nothing you can [D] know that isn't [Em] known . .

[G] . Nothing you can [D] see that isn't [Em] shown . .

[Am] . Nowhere you can [G] be that isn't [D] where you're meant to be

It's [D^] easy [D7] . . [D6]/[D7]/ [D^]/ [D7]/

### Chorus:

[G] . All you [A7] need is [D7] love . . .

[G] . All you [A7] need is [D] love . . .

[G] . All you [B7] need is [Em] love . [G] love .

[C] . Love is [D7] all you need [G]/ [D]/

### Last Chorus:

[G] . All you [A7] need is [D] love (All together, now!)

[G] . All you [A7] need is [D] love (Everybody!)

[G] . All you [B7] need is [Em] love . [G] love .

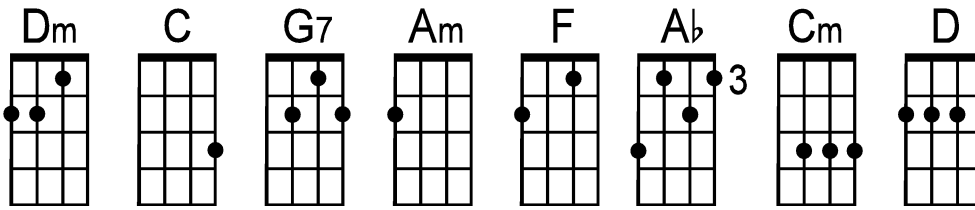
[C] . Love is [D] all you need [G] . . Love is

### Outro: *fade*

[G] all you need *Love is all you need* Love is all you need *Love is all you need* Love is all you need

# Hello, Goodbye

by John Lennon and Paul McCartney (1967)



Dm\ . . . | C\ . . . | G7\ . . . | Am . . . |  
 You say yes I say no You say stop and I say go, go,  
 G7 . . . | Am . . . | G7 . . . |  
 Go— Oh-oh no—

G7\ . . . | F\ . . . | C . . . | Am . . .  
 You say good-bye— and I say hel-lo— hel-lo, hel-lo—  
 . | F . . . Ab . . . | C . . . | Am . . .  
 I don't know why you say good-bye, I say hel-lo— hel-lo hel-lo—  
 . | F . . . Ab . . . | C . . . |  
 I don't know why you say good-bye, I say hel-lo—

Dm\ . . . | C\ . . . | G7\ . . . | Am . . .  
 I say high— you say low— You say why— and I say I don't  
 G7 . . . | Am . . . | G7 . . . |  
 know— Oh-oh no—

G7\ . . . | F\ . . . | C . . . | Am . . .  
 You say good-bye— and I say hel-lo— hel-lo, hel-lo—  
 . | F . . . Ab . . . | C . . . | Am . . .  
 I don't know why you say good-bye, I say hel-lo— hel-lo hel-lo—  
 . | F . . . Ab . . . | C . . . |  
 I don't know why you say good-bye, I say hel-lo—

## Instrumental:

Dm . . . | C . . . | G7 . . . | Am . . .  
 Why-why-why why— do you say— good-bye good-  
 G7 . . . | Am . . . | G7 . . . |  
 Bye— bye-bye-bye Oh-oh no—

G7\ . . . | F\ . . . | C . . . | Am . . .  
 You say good-bye— and I say hel-lo— hel-lo, hel-lo—  
 . | F . . . Ab . . . | C . . . | Am . . .  
 I don't know why you say good-bye, I say hel-lo— hel-lo hel-lo—  
 . | F . . . Ab . . . | C . . . |  
 I don't know why you say good-bye, I say hel-lo—

Dm\ . . . |C\ . . . |G7\ . . . |Am . . . |  
 You say yes I say no You say stop and I say go, go,  
 G7 . . . |Am . . . |G7 . . . |  
 Go————— Oh-oh no—————

G7\ . . . |F\ . . . |C . . . |Am . . .  
 You say good-bye— and I say hel-lo———— hel-lo, hel-lo————

. |F . . . Ab . . . |C . . . |Am . . .  
 I don't know why you say good-bye, I say hel-lo———— hel-lo hel-lo————

. |F . . . Ab . . . |C . . . |Am . . .  
 I don't know why you say good-bye, I say hel-lo———— hel-lo hel-lo————

. |F . . . Ab . . . | . . . Cm . . . |D . F .  
 I don't know why you say good-bye, I say hel-lo whoah -oh whoah- oh—

|C\ . . . | . . . |  
 Hel-lo— oh—oh—! (---hold-----)

C . . . | . . . |C . . . |  
 Hey-la— hey hel-lo———— hey-la— hey hel-lo————

C . . . | . . . |C . . . |  
 Hey-la— hey hel-lo———— hey-la— hey hel-lo————

. |F . . . Ab . . . | . . . Cm . . . |D . F .  
 I don't know why you say good-bye, I say hel-lo whoah -oh whoah- oh—

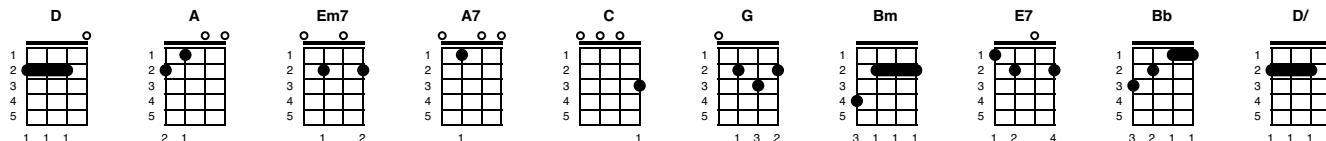
|C\ . . . |  
 Hel-lo— oh—oh—!

# With a Little Help From My Friends

Key of D

John Lennon and Paul McCartney, 1967

Note: Alt end “Bb->C->D”; keeping the Bb shape & slide up to 3rd fret for “C” and 5th fret for “D”



Intro: [D] . . . . [D] . . . .

## Verse 1 & chorus:

[D] What would you [A] think if I [Em7] sang out of tune  
Would you stand up and [A7] walk out on [D] me?  
[D] Lend me your [A] ears and I'll [Em7] sing you a song  
And I'll try not to [A7] sing out of [D] key  
Oh, I get [C] by with a little [G] help from my [D] friends  
Mmm, I get [C] high with a little [G] help from my [D] friends  
Mmm, gonna [C] try with a little [G] help from my [D] friends [A]

## Verse 2 & chorus & bridge:

[D] What do I [A] do when my [Em7] love is a way?  
(Does it worry you to [A7] be a-[D]lone?)  
[D] How do I [A] feel by the [Em7] end of the day?  
(Are you sad because you're [A7] on your [D] own?)  
Oh, I get [C] by with a little [G] help from my [D] friends  
Mmm, I get [C] high with a little [G] help from my [D] friends  
Mmm, gonna [C] try with a little [G] help from my [D] friends  
(Do you [Bm] need any-[E7]body?) I [D] need some-[C]body to [G] love  
(Could it [Bm] be any-[E7]body?) I [D] want some-[C]body to [G] love

## Verse 3 & chorus & bridge:

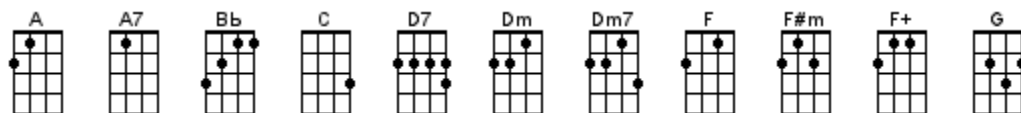
[D] Would you be-[A]lieve in a [Em7] love at first sight?  
Yes I'm certain that it [A7] happens all the [D] time  
[D] What do you [A] see when you [Em7] turn out the light?  
I can't tell you but I [A7] know it's [D] mine  
Oh, I get [C] by with a little [G] help from my [D] friends  
Mmm, I get [C] high with a little [G] help from my [D] friends  
Mmm, gonna [C] try with a little [G] help from my [D] friends  
(Do you [Bm] need any-[E7]body?) I [D] need some-[C]body to [G] love  
(Could it [Bm] be any-[E7]body?) I [D] want some-[C]body to [G] love

## Outro:

Oh, I get [C] by with a little [G] help from my [D] friends  
Mmm, I get [C] high with a little [G] help from my [D] friends  
Oh, gonna [C] try with a little [G] help from my [D] friends  
Yes I get [C] by with a little help from my [G] friends, with a little help from my [Bb] friends [C] [D/]

# Lucy In The Sky With Diamonds

Lennon-McCartney 1967 (The Beatles)



**INTRO:** / 1 2 3 / 1 2 3 /

**[A] / [A7] / [F#m] / [Faug] /**

**[A]** Picture your-**[A7]**self in a **[F#m]** boat on a **[Faug]** river  
With **[A]** tangerine **[A7]** trees and **[F#m]** marmalade **[F]** skies **[F]**↓  
**[A]** Somebody **[A7]** calls you, you **[F#m]** answer quite **[Faug]** slowly  
A **[A]** girl with ka-**[A7]**leidoscope **[F#m]** eyes **[F#m]** / **[Dm]** / **[Dm]** /

**[Bb]** Cellophane flowers of **[C]** yellow and green  
**[Dm7]** Towering over your **[Bb]** head **[Bb]**  
**[C]** Look for the girl with the **[G]** sun in her eyes  
And she's

< 4/4 TIME >

## CHORUS:

**[D7]**↓ gone < **TAP TAP TAP** >  
**[G]** Lucy in the **[C]** sky with **[D7]** diamonds  
**[G]** Lucy in the **[C]** sky with **[D7]** diamonds  
**[G]** Lucy in the **[C]** sky with **[D7]** diamonds  
**[D7]** Ahhhhh

< 3/4 TIME >

**[A]** Follow her **[A7]** down to a **[F#m]** bridge by a **[Faug]** fountain  
Where **[A]** rockinghorse **[A7]** people eat **[F#m]** marshmallow **[F]** pies **[F]**  
**[A]** Everyone **[A7]** smiles as you **[F#m]** drift past the **[Faug]** flowers  
That **[A]** grow so **[A7]** incredibly **[F#m]** high **[F#m]** / **[Dm]** / **[Dm]** /

**[Bb]** Newspaper taxis ap-**[C]**pear on the shore  
**[Dm7]** Waiting to take you a-**[Bb]**way **[Bb]**  
**[C]** Climb in the back with your **[G]** head in the clouds  
And you're

< 4/4 TIME >

## CHORUS:

**[D7]**↓ gone < **TAP TAP TAP** >  
**[G]** Lucy in the **[C]** sky with **[D7]** diamonds  
**[G]** Lucy in the **[C]** sky with **[D7]** diamonds  
**[G]** Lucy in the **[C]** sky with **[D7]** diamonds **[D7]** ahhhhh



< 3/4 TIME >

[A] Picture your-[A7]self on a [F#m] train in a [Faug] station  
With [A] plasticine [A7] porters with [F#m] looking-glass [F] ties [F]  
[A] Suddenly [A7] someone is [F#m] there at the [Faug] turnstile  
The [A] girl with ka-[A7]leidoscope [F#m] eyes [F#m]

< 4/4 TIME >

### CHORUS:

[Dm]↓ < TAP TAP TAP >

[G] Lucy in the [C] sky with [D7] diamonds

[G] Lucy in the [C] sky with [D7] diamonds

[G] Lucy in the [C] sky with [D7] diamonds

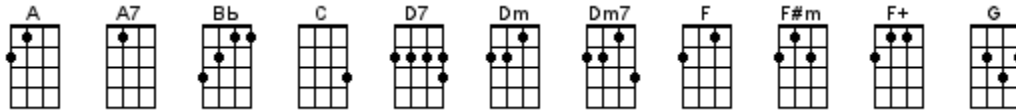
[D7] Ahhhhh [A]

[G] Lucy in the [C] sky with [D7] diamonds

[G] Lucy in the [C] sky with [D7] diamonds

[G] Lucy in the [C] sky with [D7] diamonds

[D7] Ahhhhh [A]↓ ahhh

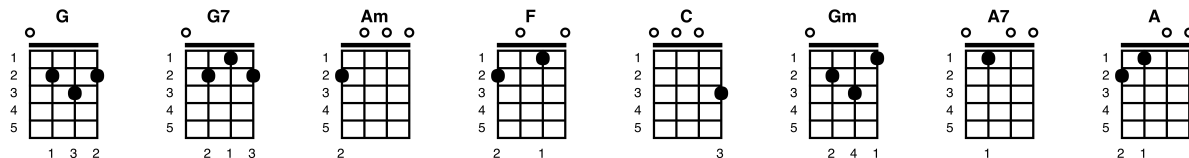


[www.bytownukulele.ca](http://www.bytownukulele.ca)

# Strawberry Fields Forever

The Beatles-John Lennon, ©1967

Key of C



## Intro:

[G] [G7] [Am]-[G] [F]/ [C]/

## Chorus:

Let me take you [C] down, cause I'm go-ing [Gm] to . Strawberry [Gm] Fields . . .  
[A7] . . Nothing is [A7] real . . and [F] nothing to get [A] hung about . .  
[F] Straw-ber-ry Fi-elds for-[C]/ever . . .

[G] Living is easy with [G7] eyes . closed . [Am] mis-under-standing all you [F] see . . .  
[F] . It's getting [G] hard to be some-[C]one but it all works [Am] out .  
[F] . It doesn't [G] matter much to [C] me . [C]/

## Chorus:

Let me take you [C] down, cause I'm go-ing [Gm] to . Strawberry [Gm] Fields . . .  
[A7] . . Nothing is [A7] real . . and [F] nothing to get [A] hung about . .  
[F] Straw-ber-ry Fi-elds for-[C]/ever . . .

[G] No one I think is [G7] in my . tree . [Am] . I mean it must be high or [F] lo-ow . .  
[F] . That is you [G] can't, you know, tune-[C]in but it's a-all [Am] right .  
[F] . That is, I [G] think it's not too [F] bad . [C] . . [C]/

## Chorus:

Let me take you [C] down, cause I'm go-ing [Gm] to . Strawberry [Gm] Fields . . .  
[A7] . . Nothing is [A7] real . . and [F] nothing to get [A] hung about . .  
[F] Straw-ber-ry Fi-elds for-[C]/ever . . .

[G] Al-ways know some-[G7]times think it's me . .  
[Am] but you know I know when it's a [F] dre-eam . .  
[F] . I think a [G] "No" I mean a [C] "Yes" but it's a-a-all [Am] wrong .  
[F] . That is I [G] think I disa-[C]gree . [C]/

## Chorus:

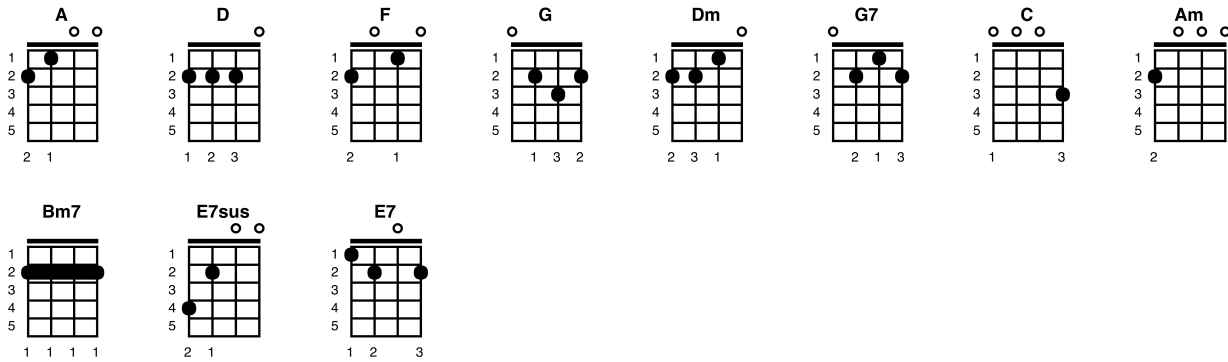
Let me take you [C] down, cause I'm go-ing [Gm] to . Strawberry [Gm] Fields . . .  
[A7] . . Nothing is [A7] real . . and [F] nothing to get [A] hung about . .  
[F] Straw-ber-ry Fi-elds for-[C]/ever . . .

[F] Straw-ber-ry Fi-elds for-[C]/ever . . .  
[F] Straw-ber-ry Fi-elds for-[C]/ever

# Lady Madonna

Beatles, Paul McCartney, ©1968

Key of A



**Intro:** [A]// [D]// [A]// [D]// [A]// [D]// [F]/ [G]/ [A]//

[A] Lady Ma-[D]onna [A] children at your [D] feet  
[A] wonder how you [D] manage to [F]/ make [G]/ ends [A]// me-et  
[A] Who finds the [D] money [A] when you pay the [D]// rent  
[A] Did you think that [D] money was [F]/ hea-[G]/ven [A]// se-nt?

[Dm] Friday night arrives without a [G7] suit-case . .  
[C] Sunday morning creeping like a [Am] nun . . .  
[Dm] Monday's child has learned to tie his [G7] boot-lace . .  
[C]/ See . [Bm7]// how they [E7sus]/ru- . [E7]/un .

[A] Lady Ma-[D]onna [A] baby at your [D] breast  
[A] Wonders how you [D] manage to [F]/ feed [G]/ the [A]// re-est

**Kazoo:** [A]// [D]// [A]// [D]// [A]// [D]// [F]/ [G]/ [A]//

[Dm] papa paa paa papa [G7] papa paaaaaaa  
[C] papa paa paa papa [Am] paa paa papa paa  
[Dm] papa paa paa papa [G7] papa paaaaaaa  
[C]/ See . [Bm7]// how they [E7sus]/ ru- . [E7]/ un .

[A] Lady Ma-[D]onna [A] lying on the [D] bed  
[A] listen to the [D] music playing [F]/ in [G]/ your [A]// head

**Kazoo:** [A]// [D]// [A]// [D]// [A]// [D]// [F]/ [G]/ [A]//

[Dm] Tuesday after-noon is never [G7] end-ing . .  
[C] Wednesday morning papers didn't [Am] come . . .  
[Dm] Thursday night your stockings needed [G7] mend-ing . .  
[C]/ See . [Bm7]// how they [E7sus]/ ru- . [E7]/ un .  
[A] Lady Ma-[D]onna [A] children at your [D] feet  
[A] wonder how you [D] manage to [F]/ make [G]/ ends [A]// me-eeeet

**Outro:**

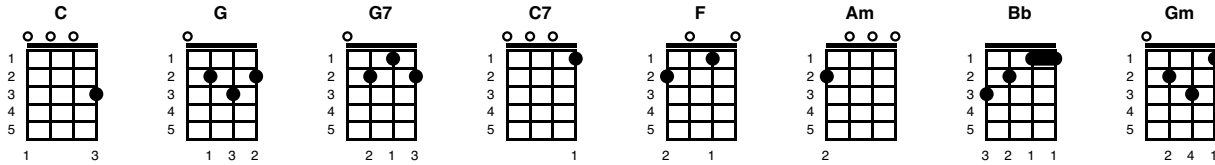
[A] Lady Ma-[D]onna [A] children at your [D] feet

[A] wonder how you [D] manage to [F]/ make [G]/ ends [A]// me-eeeet [A]/

# Ob La Di Ob La Da

Beatles, Lennon-McCartney, ©1968

Key of C



**Intro:** [C] [C] [C] [C]

## Verse 1:

[C] Desmond has a barrow in the [G] market place  
[G7] Molly is the singer in a [C] band . . .  
[C7] Desmond says to Molly "girl I [F] like your face," And Molly  
[C]// says this as she [G7]// takes him by the [C] hand . .

## Chorus:

Ob-la-[C]di ob-la-da life goes [G]// on [Am]// bra  
[F]// La-la how the [G7]// life goes [C] on . .  
Ob-la-[C]di ob-la-da life goes [G]// on [Am]// bra  
[F]// La-la how the [G]// life goes [C] on . . .

## Verse 2:

[C] Desmond takes a trolley to the [G] jewelers store  
[G7] Buys a twenty carat golden [C] ring . . .  
[C7] Takes it back to Molly waiting [F] at the door, And as he  
[C]// gives it to her she [G7]// begins to [C] sing . . .

## Chorus:

Ob-la-[C]di ob-la-da life goes [G]// on [Am]// bra  
[F]// La-la how the [G7]// life goes [C] on . .  
Ob-la-[C]di ob-la-da life goes [G]// on [Am]// bra  
[F]// La-la how the [G]// life goes [C] on . .

## Bridge:

[F] . In a couple of years they have [F] built a home sweet [C] home [Bb] [Am] [Gm]  
[F] . With a couple of kids running [F] in the yard of [C] Desmond and Molly [G7] Jones (ha ha ha ha)

## Verse 3:

[C] Happy ever after in the [G] market place  
[G7] Desmond lets the children lend a [C] hand . . .  
[C7] Molly stays at home and does her [F] pretty face, And in the  
[C]// evening she still [G7]// sings it with the [C] band . .

**Chorus:**

Ob-la-[C]di ob-la-da life goes [G]// on [Am]// bra  
[F]// La-la how the [G7]// life goes [C] on . . . .  
Ob-la-[C]di ob-la-da life goes [G]// on [Am]// bra  
[F]// La-la how the [G]// life goes [C] on . . .

**Bridge:**

[F] . In a couple of years they have [F] built a home sweet [C] home [Bb] [Am] [Gm]  
[F] . With a couple of kids running [F] in the yard of [C] Desmond and Molly [G7] Jones (ha ha ha ha)

**Verse 4:**

[C] Happy ever after in the [G] market place  
[G7] Molly lets the children lend a [C] hand . . .  
[C7] Desmond stays at home and does his [F] pretty face, And in the  
[C]// evening she still [G7]// sings it with the [C] band . .

**Chorus:**

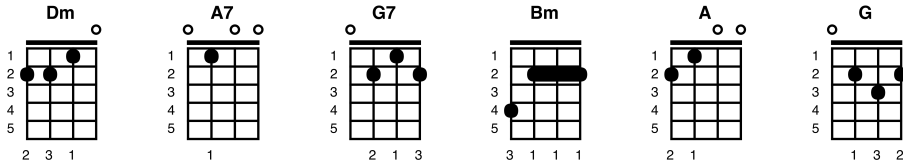
Ob-la-[C]di ob-la-da life goes [G]// on [Am]// bra  
[F]// La-la how the [G7]// life goes [C] on . . . .  
Ob-la-[C]di ob-la-da life goes [G]// on [Am]// bra  
[F]// La-la how the [G]// life goes [C] on . .

[nc] And if you want some fun! Take [G7]// ob-la-di ob-la-[C]/da!

# Come Together

Beatles, ©1969

Key of Dm



## Riff

A | -----8--5-5-5-  
E | -1--1--5-----

Intro: [Dm]/ ..... [Dm]/ ..... [Dm]/ ..... [Dm]/ .....

Riff x4

sing x4 do do do do do do do

[Dm] . Here come old flattop he come, grooving up slowly

He got, joo-joo eyeball he one, holy roller he got

[A7] . hair down to his knee

[G7] Got to be a joker he just do what he please

Interlude: [Dm]/ ... [Dm]/ ... [Dm]/ ... [Dm]/ ...

Riff x4

[Dm] . He wear no shoeshine he got, toe-jam football

[Dm] . He got, monkey finger he shoot coca-cola, He say

[A7] . "I know you, you know me"

[G7] One thing I can tell you is you got to be free

Come [Bm]/// together [A]/ right [G]/// now [A]/ over

Interlude: [Dm]/ me ... [Dm]/ ...

Riff x4

[Dm] . He bag production he got, walrus gumboot

[Dm] . He got, Ono sideboard he one, spinal cracker He got

[A7] . feet down below his knee

[G7] Hold you in his armchair you can feel his disease

Come [Bm]/// together [A]/ right [G]/// now [A]/ over

Interlude: [Dm]/ me ... [Dm]/ ... [Dm]/ ... [Dm]/ ...

Riff x4

[Dm] . He roller-coaster he got, early warning

[Dm] . He got, muddy water he one mojo filter, He say

[A7] . "One and one and one is three"

[G7] Got to be good-looking cos he's so hard to see

Come [Bm]/// together [A]/ right [G]/// now [A]/ over

Outro: [Dm]/ me ... [Dm]/ ... [Dm]/ ... [Dm]/ ...

Riff x4

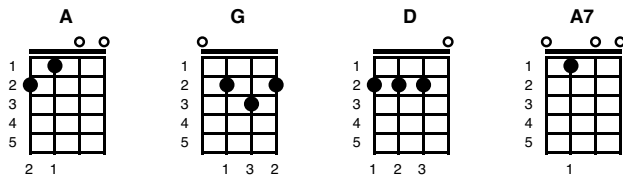
*fade* [Dm]/ ... [Dm]/ ... [Dm]/ ... [Dm]/ ...

come together                      come together

# Get Back

Key of A

Beatles, Paul McCartney, ©1969



## Intro: start softly and build

[A] [A] [A] [A] . . [G]/ [D]/

[A] Jo-Jo was a man who [A7] thought he was a loner  
[D] but he knew it couldn't [A] last  
[A] Jo-Jo left his home in [A7] Tucson Arizona  
[D] for some Cali-forn-ia [A] grass [G]/ [D]/ Get

## Chorus:

[A] back . [A7] . Get [A] back . [A7] . Get  
[D] back to where you once be-[A]longed . [G]/ [D]/ Get  
[A] back . [A7] . Get [A] back . [A7] . Get  
[D] back to where you once be-[A]longed, Get back Jo-Jo!

[A] [A7] [D] [A] . . [G]/ [D]/  
[A] [A7] [D] [A] . . [G]/ [D]/ Get

## Chorus:

[A] back . [A7] . Get [A] back . [A7] . Get  
[D] back to where you once be-[A]longed . [G]/ [D]/ Get  
[A] back . [A7] . Get [A] back . [A7] . Get  
[D] back to where you once be-[A]longed,

[A] [A7] [D] [A] . . [G]/ [D]/  
[A] [A7] [D] [A] . . [G]/ [D]/

[A] Sweet Lor-etta Mar-tin [A7] thought she was a woman  
[D] but she was another [A] man  
[A] All the girls around her [A7] say she's got it comin'  
[D] but she gets it while she [A] can . [G]/ [D]/ Get

## Chorus:

[A] back . [A7] . Get [A] back . [A7] . Get  
[D] back to where you once be-[A]longed . [G]/ [D]/ Get  
[A] back . [A7] . Get [A] back . [A7] . Get  
[D] back to where you once be-[A]longed, Get Back Loretta



[A] [A7] [D] [A] . . [G]/ [D]/  
[A] [A7] [D] [A] . . [G]/ [D]/ Get

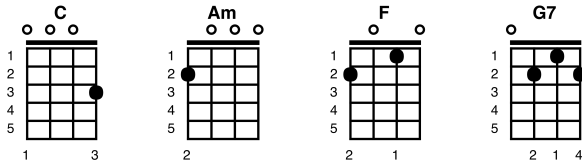
**Chorus:**

[A] back . [A7] . Get [A] back . [A7] . Get  
[D] back to where you once be-[A]longed . [G]/ [D]/ Get  
[A] back . [A7] . Get [A] back . [A7] . Get  
[D] back to where you once be-[A]longed,  
[D] . . . . [D]/ Oo-oo-oo-oo

# Octopus's Garden

Beatles, ©1969

Key of C



*Every chord is 8 beats, except at the end of the chorus where there is a ^ gets 4 beats*

**Intro:** [C] [Am] [F] [G7]

## Verse 1:

[C] I'd like to be [Am] under the sea, In an  
[F] octopus's garden in the [G7] shade  
[C] He'd let us in, [Am] knows where we've been, In his  
[F] octopus's garden in the [G7] shade

## Chorus:

[Am] I'd ask my friends, to come and see  
[F] An octopus's [G7] garden with me  
[C] I'd like to be [Am] under the sea, In an  
[F]^ octopus's [G7]^ garden in the [C] shade

## Verse 2:

[C] We would be warm [Am] below the storm, In our  
[F] little hideaway beneath the [G7] waves  
[C] Resting our head [Am] on the sea bed, In an  
[F] octopus's garden near a [G7] cave

## Chorus:

[Am] We would sing and dance around  
[F] Because we know we [G7] can't be found  
[C] I'd like to be [Am] under the sea, In an  
[F]^ octopus's [G7]^ garden in the [C] shade

## Verse 3:

[C] We would shout [Am] and swim about, The  
[F] coral that lies beneath the [G7] waves (Lies beneath the ocean waves)  
[C] Oh what joy for [Am] every girl and boy  
[F] Knowing they're happy and they're [G7] safe (Happy and they're safe)

**Chorus:**

[Am] We would be so happy you and me

[F] No one there to tell us what to [G7] do

[C] I'd like to be [Am] under the sea

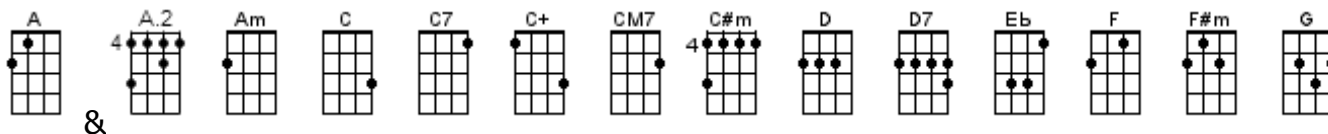
In an [F]^ octopus's [G7]^ garden with [Am] you

In an [F]^ octopus's [G7]^ garden with [Am] you

In an [F]^ octopus's [G7]^ garden with [C] you [C]/ [G7]/ [C]/

# Something

George Harrison 1969 (The Beatles)



< OPTIONAL RIFF ON F, Eb, G, C AND/OR A RUN-UPS >

[F]↓ [F]↓ [Eb]↓ [G]↓ [C] [A]  
 G|-----2--5--2--3-----4-----|--5 OR |--6  
 | 1 + 2 + 3 + 4 + | 1 | 1

**INTRO:** / 1 2 3 4 / [F]↓↓ [Eb]↓ [G]↓ /

[C] Something in the way she moves [Cmaj7]

[C7] Attracts me like no other [F] lover [F]↓ [Am]↓

[D] Something in the way she woo-oo-[G]oos me

I [Am] don't wanna leave her now [Caug]

You [C] know I believe and how [D7] / [F]↓↓ [Eb]↓ [G]↓ /

[C] Somewhere in her smile she knows [Cmaj7]

[C7] That I don't need no other [F] lover [F]↓ [Am]↓

[D] Something in her style that [G] shows me

[Am] Don't wanna leave her now [Caug]

You [C] know I believe and how [D7] / [F]↓↓ [Eb]↓ [G]↓ / [A]<sup>2</sup> /

[A]<sup>2</sup> You're asking [C#m] me will my love [F#m] grow [A]

I don't [D] know, I [G] don't [A] know

E|-5-4-3-2-1-0|

[A]<sup>2</sup> You stick a-[C#m]round now it may [F#m] show [A]

I don't [D] know, I [G] don't [C] know

E|-8-7-5-3-0---|

C|-----2-|

**INSTRUMENTAL:** < OPTIONAL >

[C] Somewhere in her smile she knows [Cmaj7]

[C7] That I don't need no other [F] lover [F]↓ [Am]↓

[D] Something in her style that [G] shows me

[Am] Don't wanna leave her now [Caug]

You [C] know I believe and how [D7] / [F]↓↓ [Eb]↓ [G]↓ /

[C] Something in the way she knows [Cmaj7]

[C7] And all I have to do is [F] think of her [F]↓ [Am]↓

[D] Something in the things she [G] shows me

I [Am] don't wanna leave her now [Caug]

You [C] know I believe and how [D7]

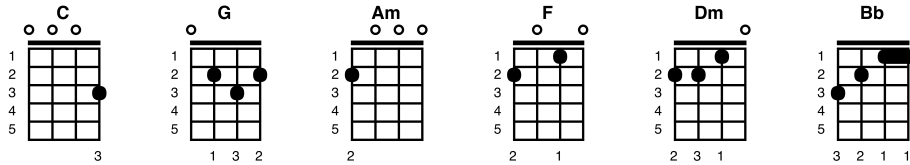
/ [F]↓↓ [Eb]↓ [G]↓ / [A] / [F]↓↓ [Eb]↓ [G]↓ / [C]↓

[www.bytownukulele.ca](http://www.bytownukulele.ca)

# Let it Be

Key of C

The Beatles, Lennon-McCartney ©1970



## Intro (strum D-Du):

[C] find myself in [G] times of trouble, [Am] Mother Mary [F] comes to me  
[C] Speaking words of [G] wisdom, let it [F]/ be - [C]/ [Dm]/ [C]

## Verse 1 & Chorus:

When I [C] find myself in [G] times of trouble, [Am] Mother Mary [F] comes to me  
[C] Speaking words of [G] wisdom, let it [F]/ be - [C]/ [Dm]/ [C]  
And [C] in my hour of [G] darkness, she is [Am] standing right in [F] front of me  
[C] Speaking words of [G] wisdom, let it [F]/ be - [C]/ [Dm]/ [C]

Let it [Am] be, let it [G] be, let it [F] be, let it [C] be  
[C] Whisper words of [G] wisdom, let it [F]/ be - [C]/ [Dm]/ [C]

## Verse 2 & Chorus (strum D-dudu):

And [C] when the broken-[G]hearted people, [Am] living in the [F] world agree  
[C] There will be an [G] answer, let it [F]/ be - [C]/ [Dm]/ [C]  
But [C] though they may be [G] parted, there is [Am] still a chance that [F] they will see  
[C] There will be an [G] answer, let it [F]/ be - [C]/ [Dm]/ [C]

Let it [Am] be, let it [G] be, let it [F] be, let it [C] be  
[C] There will be an [G] answer, let it [F]/ be - [C]/ [Dm]/ [C]  
Let it [Am] be, let it [G] be, let it [F] be, let it [C] be  
[C] Whisper words of [G] wisdom, let it [F]/ be - [C]/ [Dm]/ [C]

## Instrumental:

[F]/ - [C]/ [Dm]/ [C]/ - [Bb]/ [F]/ [G]/ - [F]/ [C]  
A | -0----- | ----- | ----- | ----  
E | -----3---1--- | -0----- | ----- | ----  
C | ----- | -----2---0--- | ----- | ----  
G | ----- | ----- | --4-----2--- | --0--

[F]/ - [C]/ [Dm]/ [C]/ - [Bb]/ [F]/ [G]/ - [F]/ [C]  
A | -12-----10---8--- | -7-----5-----3--- | -2-----0--- | --3--  
E | -13-----12---10--- | -8-----6-----5--- | -3-----1--- | --0--

### Verse 3 & Chorus (Strum D-D-dudu):

And [C] when the night is [G] cloudy, there is [Am] still a light that [F] shines on me  
[C] Shine on till to-[G]morrow, let it [F]/ be - [C]/ [Dm]/ [C]  
I [C] wake up to the [G] sound of music, [Am] Mother Mary [F] comes to me  
[C] Speaking words of [G] wisdom, let it [F]/ be - [C]/ [Dm]/ [C]

Let it [Am] be, let it [G] be, let it [F] be, let it [C] be  
[C] There will be an [G] answer, let it [F]/ be - [C]/ [Dm]/ [C]  
Let it [Am] be, let it [G] be, let it [F] be, let it [C] be  
[C] Whisper words of [G] wisdom, let it [F]/ be - [C]/ [Dm]/ [C]

	[F]/ - [C]/ [Dm]/	[C]/ - [Bb]/ [F]/	[G]/ - [F]/	[C]
A	-0-----	-----	-----	----
E	-----3----1---	-0-----	-----	----
C	-----	-----2-----0---	-----	--0--
G	-----	-----	--4-----2---	----