

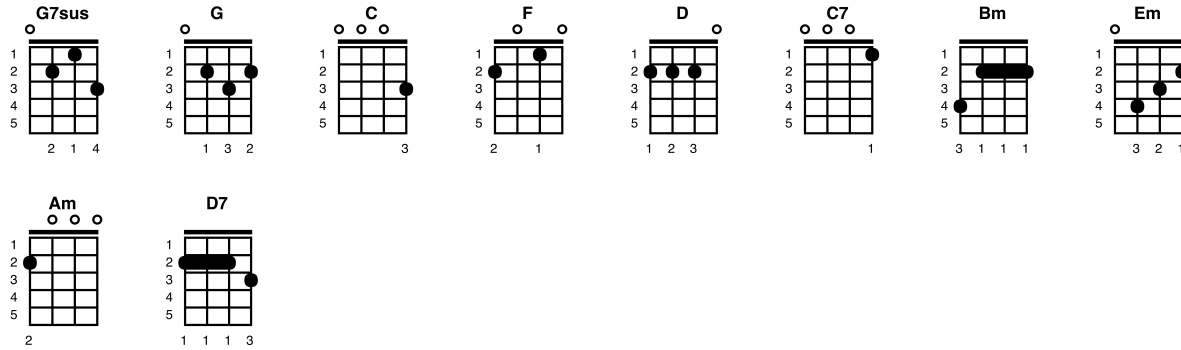
A Hard Day's Night RCU v1.0 2	3
All My Loving RCU v2.3	5
All You Need Is Love RCU v1.1	6
Between the Devil and the Deep Blue Sea - v5	8
Blackbird RCU v1.0	10
Can't Buy Me Love RCU V2.0	11
Come Together RCU v2.1 2	12
Do You Want To Know A Secret RCU v1.0	13
Eight Days a Week RCU v2.1	14
Eleanor Rigby RCU v1.1	15
From Me To You	16
Get Back RCU v1.0	17
Good Day, Sunshine - v3b web	19
Happy Christmas, War is over, SJUC v2a	20
Hello, Goodbye - v2	22
Help RCU v1.1	24
Here Comes the Sun RCU v1.0	25
Hey Jude RCU v1.0	27
Imagine RCU v1.0	28
I Saw Her Standing There - v2c	29
I Should Have Known Better	31
I Want to Hold Your Hand RCU v1.0	33
I Will	34
I'll Follow the Sun SJUC v5	36
Lady Madonna RCU v1.0	37
Let it Be RCU v1.1	39
Love Me Do RCU v1.0	41
Lucy In The Sky With Diamonds	42
Michelle	44
Norwegian Wood RCU v1.1	47

Nowhere Man RCU V1.0	48
Ob La Di Ob La Da RCU v1.1	49
Octopus's Garden RCU v1.0	51
Paperback Writer RCU v1.0	53
Sergeant Peppers Lonely Hearts RCU v1.1	55
She Loves You RCU v1.0	56
Something SJUC	57
Strawberry Fields Forever RCU v1.0	58
Twist and Shout RCU v1.0	59
We Can Work It Out RCU v1.1	61
When I'm Sixty Four RCU v1.0	63
With a Little Help From My Friends RCU V2.0	65
Yellow Submarine RCU V1.0	66
Yesterday RCU v1.0	67
You Won't See Me RCU v1.2	68

# A Hard Day's Night

The Beatles, McCartney and Lennon, ©1964

Key of G



**Intro:** [G7sus]/ . . . . .

It's been a [G] hard . [C] day's . [G] night . . and I've been [F] work-in' . like a  
[G] do-o-og . It's been a [G] hard . [C] day's . [G] night . and I've been [F] sleep-in' . like a  
[G] lo-o-og . but when I [C] get home to you I find the [D] things that you do, will make me  
[G] fe-el [C7] a-al-[G]right . .

You know I [G] work . [C] all . [G] day . . to get you [F] money . to buy you  
[G] thi-i-ings, and it's [G] worth it just to [C] hear you [G] say you're gonna [F] give me . every-  
[G]thi-i-ing, so why on [C] earth should I moan cuz when I [D] get you a-lone, you know I  
[G] feel . [C7] O-o-[G]kay .

**Bridge:** cowbell

When I'm [Bm] home . . . [Em] everything seems to be [Bm] ri- . ight . [Bm] . .  
When I'm [G] home . . . [Em] feeling you holdin' me [Am] tight . . . [D7] tight . yeah

It's been a [G] hard . [C] day's . [G] night . . and I've been [F] work-in' . like a  
[G] do-o-og . It's been a [G] hard . [C] day's . [G] night . and I've been [F] sleep-in' . like a  
[G] lo-o-og . but when I [C] get home to you I find the [D] things that you do, will make me  
[G] fe-el [C7] a-al-[G]right . .

**Instrumental:** low G

	[G]	[C]	[G]	[F]	[G]
A	. . . . .	. . . . .	. . . . .	. . . . .	. . . . .
E	. . . . .	. . . . .	. . . . .	. . . . .	. . . . .
C	. . . . .	. . . . .	. . . . .	. . . . .	. . . . .
G	0 . 0 3 . . . . .	. . . . .	. . . . .	. . . . .	0 . 0 . . . .

	[G]	[C]	[G]	[F]	[G]
A	. . . . .	. . . . .	. . . . .	. . . . .	. . . . .
E	. . . . .	. . . . .	. . . . .	. . . . .	. . . . .
C	. . . . .	. . . . .	. . . . .	. . . . .	. . . . .
G	0 . 0 3 . . . . .	. . . . .	. . . . .	. . . . .	0 . 0 . . . .

so why on [C] earth should I moan cuz when I [D] get you a-lone, you know I  
[G] feel . [C7] O-o-[G]kay .

**Bridge:** cowbell

When I'm [Bm] home . . . [Em] everything seems to be [Bm] ri- . ight . [Bm] . .  
When I'm [G] home . . . [Em] feeling you holdin' me [Am] tight . . . [D7] tight . yeah

It's been a [G] hard . [C] day's . [G] night . . and I've been [F] work-in' . like a  
[G] do-o-og . It's been a [G] hard . [C] day's . [G] night . and I've been [F] sleep-in' . like a  
[G] lo-o-og . but when I [C] get home to you I find the [D] things that you do, will make me  
[G] fe-el [C7] a-al-[G]right . .

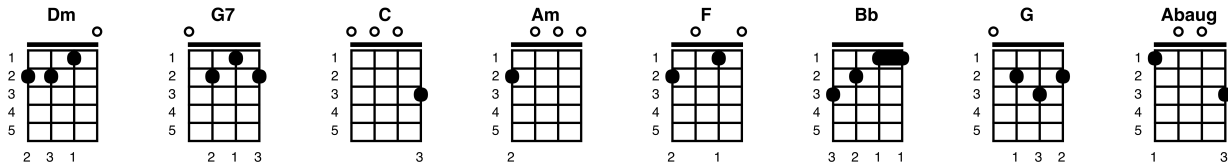
**Outro:**

You know I [G] fe-el [C] a-al-[G]right . . you know I [G] fe-el [C] a-al-[G]/right

# All My Loving

Beatles, Lennon/McCartney, ©1963

Key of Dm



## Intro: 1, 2, 3, 4 - 1, 2

(first note "F")

### Verse 1:

Close your [Dm] eyes and I'll [G7] kiss you, to-[C]morrow I'll [Am] miss you,  
Re-[F]member I'll [Dm] always be [Bb] true . . . [G7] . . and then  
[Dm] while I'm a-[G7]way I'll write [C] home every-[Am]day . and I'll  
[F] send all my [G] loving to [C] you . . . [C]/ .

### Verse 2:

I'll pre-[Dm] tend that I'm [G7] kissing, the [C] lips I am [Am] missing  
And [F] hope that my [Dm] dreams will come [Bb] true . . . [G7] . . and then  
[Dm] while I'm a-[G7]way I'll write [C] home every-[Am]day . and I'll  
[F] send all my [G] loving to [C] you . . . [C]/ .

### Chorus:

All my [Am] loving [Abaug] I will send to [C] you . . . [C] . . All my  
[Am] loving, [Abaug] darling I'll be [C] true . . . [C]/ . . .

### Solo:

[F] [F] [C] [C] [Dm] [G] [C] [C]/ .

### Verse 1:

Close your [Dm] eyes and I'll [G7] kiss you, to-[C]morrow I'll [Am] miss you,  
Re-[F]member I'll [Dm] always be [Bb] true . . . [G7] . . and then  
[Dm] while I'm a-[G7]way I'll write [C] home every-[Am]day . and I'll  
[F] send all my [G] loving to [C] you . . . [C]/ .

### Chorus:

All my [Am] loving [Abaug] I will send to [C] you . . . [C] . . All my  
[Am] loving, [Abaug] darling I'll be [C] true . . . [C]/ .

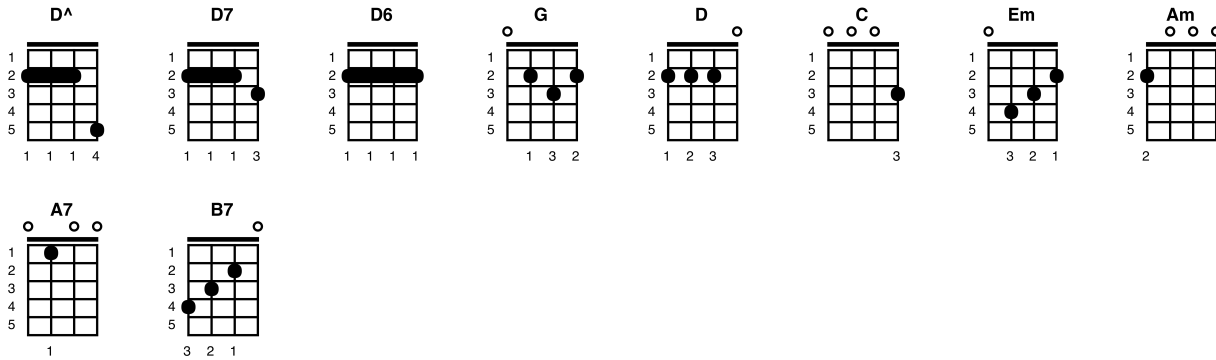
### Outro:

All my [Am] loving . . [Am] . . All my [C] loving . Ooh [C] Ooh . All my  
[Am] loving . . [Am] . . I will send to [C] you . . . [C]/

# All You Need Is Love

The Beatles, ©1967

Key of G



count for runs

[D<sup>^</sup>] . . [D7] . . [D6]/[D7]/ [D<sup>^</sup>]/ [D7]/  
 1 2 3 4 5 & 6 7

Intro:

[G] [D] [G] [C] [D]  
 A |-----0---0---5---2-----2-----3---2-0  
 E |---0-3---3---2---2---3---3---3-3-3-0---2---2--  
 C |-2---2---2---2---2---4---4---4-4-4-0---2---2--  
 G |-----0---0---2---2---0---0---0-0-0-0-2---2---2--

[G] Love . [D] love . [Em] love . .  
 [G] Love . [D] love . [Em] love . .  
 [Am] Love . [G] love . [D] love . . . [D<sup>^</sup>] . . [D7] . . [D6]/[D7]/ [D<sup>^</sup>]/ [D7]/

Verse 1:

[G] . There's nothing you can [D] do that can't be [Em] done . .  
 [G] . Nothing you can [D] sing that can't be [Em] sung . .  
 [Am] . Nothing you can [G] say but you can [D] learn how to play the game  
 It's [D<sup>^</sup>] easy [D7] . . [D6]/[D7]/ [D<sup>^</sup>]/ [D7]/

Verse 2:

[G] . Nothing you can [D] make that can't be [Em] made . .  
 [G] . No one you can [D] save that can't be [Em] saved . .  
 [Am] . Nothing you can [G] do but you can [D] learn how to be you in time  
 It's [D<sup>^</sup>] easy [D7] . . [D6]/[D7]/ [D<sup>^</sup>]/ [D7]/

Chorus:

[G] . All you [A7] need is [D7] love . . .  
 [G] . All you [A7] need is [D] love . . .  
 [G] . All you [B7] need is [Em] love . [G] love .  
 [C] . Love is [D7] all you need [G]/ [D]/

### Interlude:

[G] Love . [D] love . [Em] love . .

[G] Love . [D] love . [Em] love . .

[Am] Love . [G] love . [D] love . . . [D^] . . [D7] . . [D6]/[D7]/ [D^]/ [D7]/

### Chorus:

[G] . All you [A7] need is [D7] love . . .

[G] . All you [A7] need is [D] love . . .

[G] . All you [B7] need is [Em] love . [G] love .

[C] . Love is [D7] all you need [G]/ [D]/

### Verse 3:

[G] . Nothing you can [D] know that isn't [Em] known . .

[G] . Nothing you can [D] see that isn't [Em] shown . .

[Am] . Nowhere you can [G] be that isn't [D] where you're meant to be

It's [D^] easy [D7] . . [D6]/[D7]/ [D^]/ [D7]/

### Chorus:

[G] . All you [A7] need is [D7] love . . .

[G] . All you [A7] need is [D] love . . .

[G] . All you [B7] need is [Em] love . [G] love .

[C] . Love is [D7] all you need [G]/ [D]/

### Last Chorus:

[G] . All you [A7] need is [D] love (All together, now!)

[G] . All you [A7] need is [D] love (Everybody!)

[G] . All you [B7] need is [Em] love . [G] love .

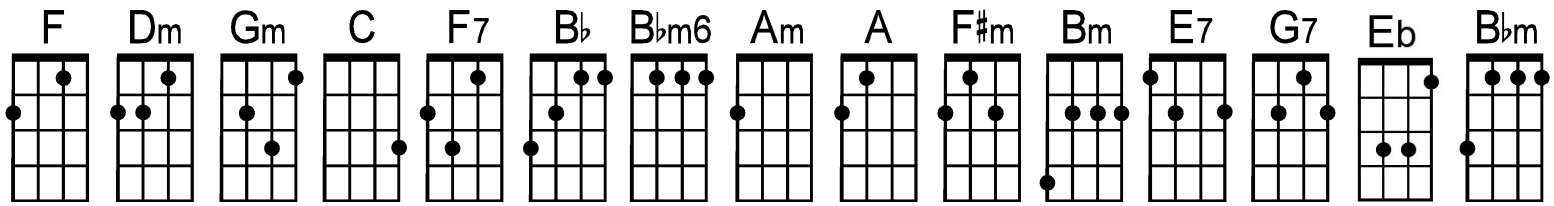
[C] . Love is [D] all you need [G] . . Love is

### Outro: *fade*

[G] all you need *Love is all you need* Love is all you need *Love is all you need* Love is all you need

# Between the Devil and the Deep Blue Sea

by Harold Arlen and Ted Koehler (1932) as performed by George Harrison



**Intro:** F . Dm . | Gm . C . | F . Dm . | Gm . C . |

F7 . . . | Bb . Bbm6 . | F . C Am | F . C . |

(sing a)

F . Dm . | Gm . C . | F . Dm . | Gm . C . |  
I—— don't want— you— but I hate to lose— you—

F7 . . . | Bb . Bbm6 . | F . C\ Am\ | F . C . |  
You've got me in be—tween— the devil and the deep blue sea——

F . Dm . | Gm . C . | F . Dm . | Gm . C . |  
I—— for—give— you— 'cause I can't for—get— you—

F7 . . . | Bb . Bbm6 . | F . C\ Am\ | F . . . |  
You've got me in be—tween— the devil and the deep blue sea——

**Chorus:** A . F#m . | Bm . E7 . |  
I want to cross you off my list

A . F#m . | Bm . E7 . |  
But when you come knocking at my— door——

C . Am . | Dm . G7 . |  
Fate seems to give my heart a— twist

Eb . . . | G . C . |  
And I come running back for more——

F . Dm . | Gm . C . | F . Dm . | Gm . C . |  
I—— should hate— you— but I guess I love— you—

F7 . . . | Bb . Bbm6 . | F . C\ Am\ | F . C . |  
You've got me in be—tween— the devil and the deep blue sea——

**Instr:** F . Dm . | Gm . C . | F . Dm . | Gm . C . |

F7 . . . | Bb . Bbm6 . | F . C\ Am\ | F . E7\ --- |

**Chorus:** A . F#m . | Bm . E7 . |  
I want to cross you off my list

A . F#m . | Bm . E7 . |  
But when you come knocking at my— door——

C . Am . | Dm . G7 . |  
Fate seems to give my heart a— twist

Eb . . . | G . C . |  
And I come running back for more——



**F** . **Dm** . | **Gm** . **C** . | **F** . **Dm** . | **Gm** . **C** . |  
 I——— should hate— you— but I guess I love— you—

**F7** . . . | **Bb** . **Bbm6** . | **F** . **C\** **Am\** | **F** . . . |  
 You've got me in be— tween— the devil and the deep blue sea——

**F7** . . . | **Bb** . | **Bbm6** . . . | . . . .  
 You've got me in be— tween—————

| . . . | **Bbm** . . .  
 The devil and the deep (*the devil and the deep*)

| . . **C\** **Am\** | **F\** **F\**  
 The devil and the deep blue sea———

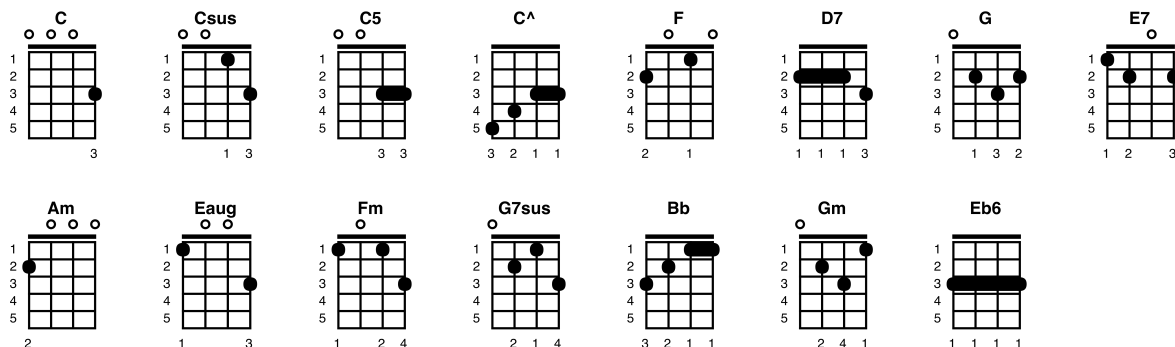
**San Jose Ukulele Club**  
 (v5 - 2/20/24)

# Blackbird

Key of C

The Beatles, ©1968

C^ denotes a C chord played up the neck



**Intro:** [C]/ [Csus]/ [C5]/ [C^] . . . .

[C]/ Blackbird [Csus]/ singing in the [C5]/ dead of [C^] night . . .  
[F]/ Take these [D7]/ broken [G]/ wings and [E7]/ learn to [Am] fly . [Eaug] . .  
[G]/ all [D7]/ your [F] life . [Fm] . . [C] you were only [D7] waiting for this  
[G7sus] moment to a-[C]rise . [F] . . [C]/ [D7]/ [G7sus] . . [C] . .

[C]/ Blackbird [Csus]/ singing in the [C5]/ dead of [C^] night . . .  
[F]/ Take these [D7]/ sunken [G]/ eyes and [E7]/ learn to [Am] see . [Eaug] . .  
[G]/ all [D7]/ your [F] life . [Fm] . . [C] you were only [D7] waiting for this  
[G7sus] moment to be [C] free .

[Bb]/ Bla-[Am]/ack [Gm]/ bird [F]/ [Eb6] fly . [F] . .  
[Bb]/ Bla-[Am]/ack [Gm]/ bird [F]/ [Eb6] fly . [D7] . Into the  
[G7sus] light of the dark black [C] night . [Csus]/ [C5]/ [C^] . . . .

**Interlude:** [C]/ [Csus]/ [C5]/ [F] . . [C]/ [D7]/ [G7sus] . . [C] . .

[Bb]/ Bla-[Am]/ack [Gm]/ bird [F]/ [Eb6] fly . [F] . .  
[Bb]/ Bla-[Am]/ack [Gm]/ bird [F]/ [Eb6] fly . [D7] . Into the  
[G7sus] light of the dark black [C] night . [Csus]/ [C5]/ [C^] . . . .

[C]/ Blackbird [Csus]/ singing in the [C5]/ dead of [C^] night . . .  
[F]/ Take these [D7]/ broken [G]/ wings and [E7]/ learn to [Am] fly . [Eaug] . .  
[G]/ all [D7]/ your [F] life . [Fm] . . [C] you were only [D7] waiting for this  
[G7sus] moment to a-[C]rise .

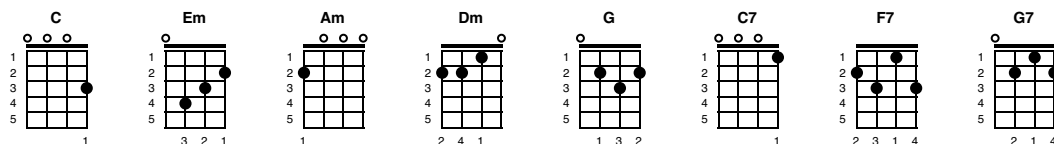
## Outro:

[C] You were only [D7] waiting for this [G7sus] moment to a-[C]rise .  
[C] You were only [D7] waiting for this [G7sus] moment to a-[C]rise .  
[C]/ [Csus]/ [C5]/ [C^]/

# Can't Buy Me Love

The Beatles

Key of C



1, 2, 3, 4 [C]/ Can't buy me [Em] love [Am], [Em] love [Am]

Can't buy me [Dm] love [G]

## Verse 1:

I'll [C] buy you a diamond [C] ring my friend, if it [C7] makes you feel al-[C7]right

I'll [F7] get you any-[F7]thing my friend, if it [C] makes you feel al-[C]right

Cause [G7] I don't care too [F7]/ much for money, [F7] money can't buy me [C] love

## Verse 2:

I'll [C] give you all I've [C] got to give, if you [C7] say you love me [C7] too

I [F7] may not have a-[F7]lot to give but what I [C] got I'll give to [C] you

[G7] I don't care too [F7]/ much for money, [F7] money can't buy me [C] love

## Chorus:

Can't buy me [Em] love [Am], [Am] everybody tells me [C] so

Can't buy me [Em] love [Am], [Dm] no, no, no, [G7] no

## Verse 3:

[C] Say you don't need no [C] diamond rings and [C7] I'll be satis-[C7]fied

[F7] Tell me that you want the [F7] kind of things that [C] money just can't [C] buy

[G7] I don't care too [F7]/ much for money, [F7] money can't buy me [C] love [C] (scream)

## Solo (don't sing):

[C] Say you don't need no [C] diamond rings and [C7] I'll be satis-[C7]fied

[F7] Tell me that you want the [F7] kind of things that [C] money just can't [C] buy

[G7] I don't care too [F7]/ much for money, [F7] money can't buy me [C] love

## Chorus (sing):

Can't buy me [Em] love [Am], [Am] everybody tells me [C] so

Can't buy me [Em] love [Am], [Dm] no, no, no, [G7] no

## Verse & Outro:

[C] Say you don't need no [C] diamond rings and [C7] I'll be satis-[C7]fied

[F7] Tell me that you want the [F7] kind of things that [C] money just can't [C] buy

[G] I don't care too [F7]/ much for money, [F7] money can't buy me [C] love

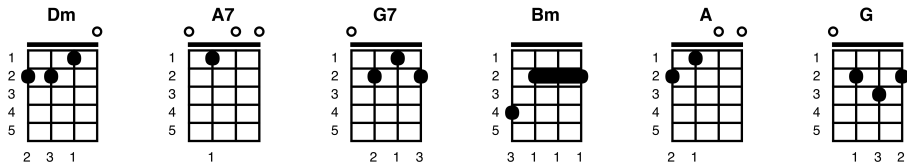
Can't buy me [Em] love [Am], [Em] love [Am]

Can't buy me [Dm] lo-[G]-ove [C]/ oh

# Come Together

Beatles, ©1969

Key of Dm



## Riff

A | -----8--5-5-5-

E | -1--1--5-----

Intro: [Dm]/ ..... [Dm]/ ..... [Dm]/ ..... [Dm]/ .....

Riff x4

sing x4 do do do do do do do

[Dm] . Here come old flattop he come, grooving up slowly

He got, joo-joo eyeball he one, holy roller he got

[A7] . hair down to his knee

[G7] Got to be a joker he just do what he please

Interlude: [Dm]/ ... [Dm]/ ... [Dm]/ ... [Dm]/ ...

Riff x4

[Dm] . He wear no shoeshine he got, toe-jam football

[Dm] . He got, monkey finger he shoot coca-cola, He say

[A7] . "I know you, you know me"

[G7] One thing I can tell you is you got to be free

Come [Bm]/// together [A]/ right [G]/// now [A]/ over

Interlude: [Dm]/ me ... [Dm]/ ...

Riff x4

[Dm] . He bag production he got, walrus gumboot

[Dm] . He got, Ono sideboard he one, spinal cracker He got

[A7] . feet down below his knee

[G7] Hold you in his armchair you can feel his disease

Come [Bm]/// together [A]/ right [G]/// now [A]/ over

Interlude: [Dm]/ me ... [Dm]/ ... [Dm]/ ... [Dm]/ ...

Riff x4

[Dm] . He roller-coaster he got, early warning

[Dm] . He got, muddy water he one mojo filter, He say

[A7] . "One and one and one is three"

[G7] Got to be good-looking cos he's so hard to see

Come [Bm]/// together [A]/ right [G]/// now [A]/ over

Outro: [Dm]/ me ... [Dm]/ ... [Dm]/ ... [Dm]/ ...

Riff x4

*fade* [Dm]/ ... [Dm]/ ... [Dm]/ ... [Dm]/ ...

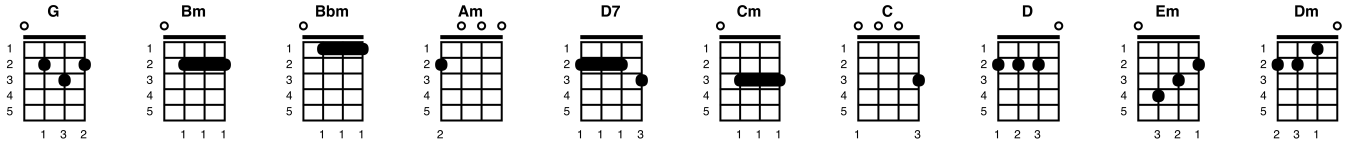
come together

come together

# Do You Want To Know A Secret?

Key of G

Lennon-McCartney, ©1963



The Bm Bbm Am chords can also be played as Gm on the 5th, 4th, 3rd frets

## Intro:

[G]// [Bm]/ [Bbm]/ [Am]////

[G]// Listen [Bm]/ [Bbm]/ [Am]

Do you [D7] want to know a [G] secret? [Bm]/ [Bbm]/ [Am]

Do you [D7] promise not to [G] tell? [Bm]/ [Bbm]/ whoa-oh-[Am]oh-[Cm]oh

[G]// Closer [Bm]/ [Bbm]/ [Am]

Let me [D7] whisper in your [G] ear [Bm]/ [Bbm]/ [Am]

Say the [D7] words you long to [C] hea-ea-ea-[D]ear

I'm in love with [Em] you, oo-oo-oo-[Am]oo-[D]oo

[G]// Listen [Bm]/ doo [Bbm]/ da [Am] doo

Do you [D7] want to know a [G] secret? [Bm]/ doo [Bbm]/ da [Am] doo

Do you [D7] promise not to [G] tell? [Bm]/ do [Bbm]/ whoa-oh-[Am]oh-[Cm]oh

[G]// Closer [Bm]/ doo [Bbm]/ da [Am] doo

Let me [D7] whisper in your [G] ear [Bm]/ doo [Bbm]/ da [Am] doo

Say the [D7] words you long to [C] hea-ea-ea-[D]ear

I'm in love with [Em] you, oo-oo-oo-[Am]oo-[D]oo

## Bridge:

[C] I've known a [Am] secret for the [Em] week or [Dm] two

[C] Nobody [Am] knows [Em] just we [Dm] two-oo-oo-[D7]oo

[G]// Listen [Bm]/ doo [Bbm]/ da [Am] doo

Do you [D7] want to know a [G] secret? [Bm]/ doo [Bbm]/ da [Am] doo

Do you [D7] promise not to [G] tell? [Bm]/ do [Bbm]/ whoa-oh-[Am]oh-[Cm]oh

[G]// Closer [Bm]/ doo [Bbm]/ da [Am] doo

Let me [D7] whisper in your [G] ear [Bm]/ doo [Bbm]/ da [Am] doo

Say the [D7] words you long to [C] hea-ea-ea-[D]ear

I'm in love with [Em] you, oo-oo-oo-[Am]oo-[D]oo

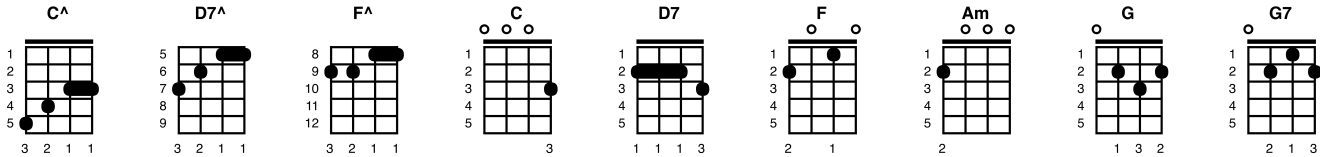
[Em] Oo, oo-oo-oo-[Am]oo-[D]oo

[Em] Oo, oo-oo-oo-[Am]oo-[D]oo [Em]/

# Eight Days a Week

Beatles, ©1964

Key of C



\*Second position chords provided but not mandatory!

\*Slashes in Chorus also not mandatory - having trouble, play one strum of the chord

\*"/" is a quick "up down"

**Intro:** [C^]/ /// [D7^]/ /// [F^]/ /// [C^]/ ///

[C] Ooh, I need your [D7] love babe, [F] guess you know it's [C] true

[C] Hope you need my [D7] love babe, [F] just like I need [C] you

## Chorus:

[Am]/ Hold me // [F]/ Love me // [Am]/ Hold me // [D7]/ Love me //

[C] Ain't got nothing but [D7] love babe, [F] eight days a [C] week

[C] Love you every [D7] day girl, [F] always on my [C] mind

[C] One thing I can [D7] say girl, [F] love you all the [C] time

## Chorus:

[Am]/ Hold me // [F]/ Love me // [Am]/ Hold me // [D7]/ Love me //

[C] Ain't got nothing but [D7] love babe, [F] eight days a [C] week

## Bridge:

[G]/ Eight . /days . [G]/ a week . / . I [Am]/ looooo-[Am]/-ove you...[Am] //

[D7]/ Eight . /days . [D7]/ a week . / . is [F] not enough to [G7] show I care

[C] Ooh, I need your [D7] love babe, [F] guess you know it's [C] true

[C] Hope you need my [D7] love babe, [F] just like I need [C] you

## Chorus:

[Am]/ Hold me // [F]/ Love me // [Am]/ Hold me // [D7]/ Love me //

[C] Ain't got nothing but [D7] love babe, [F] eight days a [C] week

## Bridge:

[G]/ Eight . /days . [G]/ a week . / . I [Am]/ looooo-[Am]/-ove you...[Am] //

[D7]/ Eight . /days . [D7]/ a week . / . is [F] not enough to [G7] show I care

[C] Love you every [D7] day girl, [F] always on my [C] mind

[C] One thing I can [D7] say girl, [F] love you all the [C] time

## Chorus:

[Am]/ Hold me // [F]/ Love me // [Am]/ Hold me // [D7]/ Love me //

[C] Ain't got nothing but [D7] love babe, [F] eight days a [C] week

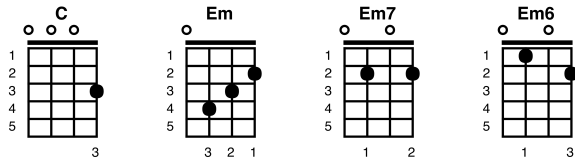
[F] Eight days a [C] week, [F] eight days a [C] week

**Outro:** [C^]/ /// [D7^]/ /// [F^]/ /// [C^] tremolo

# Eleanor Rigby

The Beatles, Paul McCartney, ©1966

Key of Em



**Riff:** *riff starts one beat before the measure*

A | 0 2 . 2 . 2 . 2 . 2  
E | . . 3 . 2 . 3 . 0 .

## Intro:

[C] Ah . look at [C] all the lone-ly [Em] peo-ple . . [Em] *Riff*

[C] Ah . look at [C] all the lone-ly [Em] peo-ple . . [Em] *Riff*

[Em] Elea-nor Rigby [Em] picks up the rice in the [Em] church where her wedding has  
[C] been . . . [C] Lives in a dre-[Em]/eam  
[Em] Waits at the window [Em] wearing the face that she [Em] keeps in a jar by the  
[C] door . . . [C] Who is it fo-[Em]/or?

## Chorus:

[Em7] All the lone-ly [Em6] peo-ple . where [C] do . they all come [Em] from? . . .  
[Em7] All the lone-ly [Em6] peo-ple . where [C] do . they all be-[Em]long? . . .

[Em] Father Mc-Kenzie [Em] writing the words of a [Em] sermon that no-one will  
[C] hear . . . [C] No one comes ne-[Em]/ear  
[Em] Look at him working [Em] darning his socks in the [Em] night when there's nobod-y  
[C] there . . . [C] what does he ca-[Em]/are?

## Chorus:

[Em7] All the lone-ly [Em6] peo-ple . where [C] do . they all come [Em] from? . . .  
[Em7] All the lone-ly [Em6] peo-ple . where [C] do . they all be-[Em]long? . . .

[C] Ah . look at [C] all the lone-ly [Em] peo-ple . . [Em] *Riff*  
[C] Ah . look at [C] all the lone-ly [Em] peo-ple . . [Em] *Riff*

[Em] Elea-nor Rigby [Em] died in the church and was [Em] buried a-long with her  
[C] name . . . [C] Nobod-y ca-[Em]/ame  
[Em] Father Mc-Kenzie [Em] wiping the dirt from his [Em] hands as he walks from the  
[C] grave . . . [C] No-one was sa-[Em]/aved

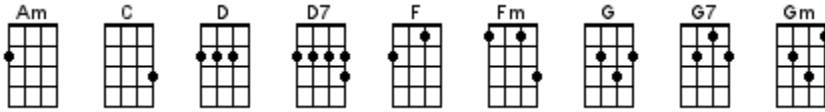
## Outro:

[Em7] All the lone-ly [Em6] peo-ple . where [C] do . they all come [Em] from? . . .  
[Em7] All the lone-ly [Em6] peo-ple . where [C] do . they all be-[Em]long? . . . [Em]/

E | 3 0 . .  
C | . . . .  
G | . . 4 2

# From Me To You

Lennon-McCartney 1963 (The Beatles)



< SINGING NOTE: C >

**INTRO: / 1 2 3 4 / 1 2 3**

Da-da [C] da da-da dun dun [Am] da  
Da-da [C] da da-da dun dun [Am] da

If there's [C] anything that you [Am] want  
If there's [C] anything I can [G7] do  
Just [F] call on me, and I'll [Am] send it along  
With [C] love from [G] me to [C] you

I got [C] everything that you [Am] want  
Like a [C] heart that's oh so [G7] true  
Just [F] call on me, and I'll [Am] send it along  
With [C] love from [G] me to [C] you

I got [Gm] arms that long to [C] hold you  
And [F] keep you by my side  
I got [D] lips that long to [D7] kiss you  
And [G] keep you satis-[G7]fied, ooo

If there's [C] anything that you [Am] want  
If there's [C] anything I can [G7] do  
Just [F] call on me, and I'll [Am] send it along  
With [C] love from [G] me to [C] you

If there's [C] anything that you [Am] want **From me**  
If there's [C] anything I can [G7] do **To you**  
Just [F] call on me, and I'll [Am] send it along  
With [C] love from [G] me to [C] you

I got [Gm] arms that long to [C] hold you  
And [F] keep you by my side  
I got [D] lips that long to [D7] kiss you  
And [G] keep you satis-[G7]fied, ooo

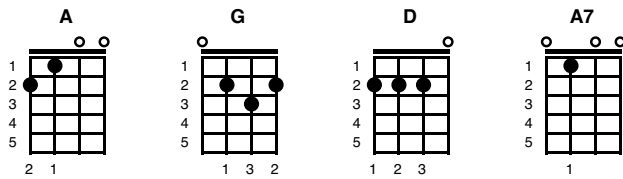
If there's [C] anything that you [Am] want  
If there's [C] anything I can [G7] do  
Just [F] call on me, and I'll [Am] send it along  
With [C] love from [G] me to [C] you  
To [Am] you! To [Fm] you! Da-da [C] da da-da dun dun [Am]↓ da



# Get Back

Key of A

Beatles, Paul McCartney, ©1969



## Intro: start softly and build

[A] [A] [A] [A] . . [G]/ [D]/

[A] Jo-Jo was a man who [A7] thought he was a loner  
[D] but he knew it couldn't [A] last  
[A] Jo-Jo left his home in [A7] Tucson Arizona  
[D] for some Cali-forn-ia [A] grass [G]/ [D]/ Get

## Chorus:

[A] back . [A7] . Get [A] back . [A7] . Get  
[D] back to where you once be-[A]longed . [G]/ [D]/ Get  
[A] back . [A7] . Get [A] back . [A7] . Get  
[D] back to where you once be-[A]longed, Get back Jo-Jo!

[A] [A7] [D] [A] . . [G]/ [D]/  
[A] [A7] [D] [A] . . [G]/ [D]/ Get

## Chorus:

[A] back . [A7] . Get [A] back . [A7] . Get  
[D] back to where you once be-[A]longed . [G]/ [D]/ Get  
[A] back . [A7] . Get [A] back . [A7] . Get  
[D] back to where you once be-[A]longed,

[A] [A7] [D] [A] . . [G]/ [D]/  
[A] [A7] [D] [A] . . [G]/ [D]/

[A] Sweet Lor-etta Mar-tin [A7] thought she was a woman  
[D] but she was another [A] man  
[A] All the girls around her [A7] say she's got it comin'  
[D] but she gets it while she [A] can . [G]/ [D]/ Get

## Chorus:

[A] back . [A7] . Get [A] back . [A7] . Get  
[D] back to where you once be-[A]longed . [G]/ [D]/ Get  
[A] back . [A7] . Get [A] back . [A7] . Get  
[D] back to where you once be-[A]longed, Get Back Loretta

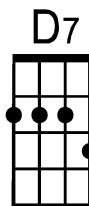
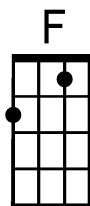
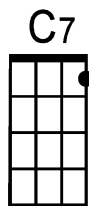

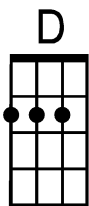
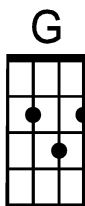
[A] [A7] [D] [A] . . [G]/ [D]/  
[A] [A7] [D] [A] . . [G]/ [D]/ Get

**Chorus:**

[A] back . [A7] . Get [A] back . [A7] . Get  
[D] back to where you once be-[A]longed . [G]/ [D]/ Get  
[A] back . [A7] . Get [A] back . [A7] . Get  
[D] back to where you once be-[A]longed,  
[D] . . . . [D]/ Oo-oo-oo-oo

# Good Day, Sunshine (key of G)

by Paul McCartney (1966)



## Intro:

C . . . | . . . . |

1 2 3 | 1 2 3 4 & 5 |  
 G\ . . | D\ . . ' . | G\ . . | D\ . . ' . | C\ . . | C7\ . C7\ -r-  
 Good— day, sun— shine Good— day, sun— shine Good— day, sun— shine

-r- | F . D7 . | G7 . . . | C7 . . . | F . .  
 I need to laugh, and when the sun is out I've got something I can laugh a-bout  
 . | F . D7 . | G7 . . . | C7 . . . | F . .  
 I feel good, in a special way I'm in love and it's a sunny day

G\ . . | D\ . . ' . | G\ . . | D\ . . ' . | C\ . . | C7\ . C7\ -r-  
 Good— day, sun— shine Good— day, sun— shine Good— day, sun— shine

-r- | F . D7 . | G7 . . . | C7 . . . | F . .  
 We take a walk, the sun is shining down, Burns my feet as they touch the grou— ound

**Instrumental:** Bb . G7 . | C7 . . . | F7 . . . | Bb . . . |

G\ . . | D\ . . ' . | G\ . . | D\ . . ' . | C\ . . | C7\ . C7\ -r-  
 Good— day, sun— shine Good— day, sun— shine Good— day, sun— shine

-r- | F . D7 . | G7 . . . | C7 . . . | F . .  
 Then we lie, be-neath a shady tree, I love her and she's loving me  
 . | F . D7 . | G7 . . . | C7 . . . | F . .  
 She feels good, she knows she's looking fine I'm so proud to know that she is mine

G\ . . | D\ . . ' . | G\ . . | D\ . . ' . | C\ . . | C7\ . C7\ -r- |  
 Good— day, sun— shine Good— day, sun— shine Good— day, sun— shine

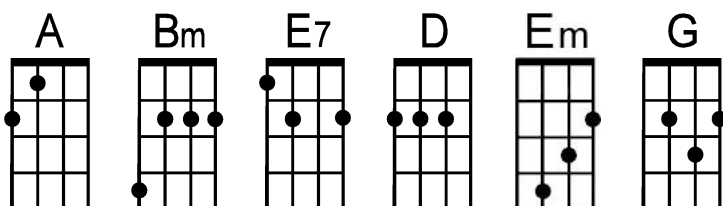
G\ . . | D\ . . ' . | G\ . . | D\ . . ' . | C\ . . | C7\ . C\ —  
 Good— day, sun— shine Good— day, sun— shine Good— day, sun— shine—

**San Jose Ukulele Club**

(V3b - 6/13/16)

# Happy Christmas (War is Over) (easy version)

by John Lennon and Yoko Ono



Waltz (3/4) timing

Strum: 1 2 & 3 &

D D U D U

(sing a, b, c#)

(---tacet---) A . . . | . . . | . . . | . . . | Bm . . . | . . . | . . .  
 So, this is Christ-mas— and what have you done—?  
 . | . . . | E7 . . . | . . . | . . . | . . . | A . . . | . . . |  
 A - no-ther year o - ver— and a new one just be-gun—  
 . | . . . | D . . . | . . . | . . . | . . . | Em . . . | . . . |  
 And so this is Christ-mas— and I hope you have fun—  
 . | . . . | A . . . | . . . | . . . | . . . | D . . . | . . . |  
 The near and the dear ones— the old and the young—

**Chorus:** . | . . . | G . . . | . . . | . . . | . . . | A . . . | . . . |  
 A ver-y Merry Christ-mas— and a Hap-py New Year—  
 . | . . . | Em . . . | . . . | G . . . | . . . | D . . . | . . . | E7 .  
 Let's hope it's a good one— with-out an-y fear—

. | . . . | A . . . | . . . | . . . | . . . | Bm . . . | . . . |  
 And so this is Christ-mas— for weak and for strong—  
 (war— is— o— ver— if— you— want—  
 . | . . . | E7 . . . | . . . | . . . | . . . | A . . . | . . . |  
 For rich and the poor ones— the road is so long—  
 it—) (war— is— o— ver— now—ow—ow—  
 . | . . . | D . . . | . . . | . . . | . . . | Em . . . | . . . |  
 And so hap-py Christ-mas— for black and for white—  
 —ow—) (war— is— o— ver— if— you— want—  
 . | . . . | A . . . | . . . | . . . | . . . | D . . . | . . . |  
 For yel-low and red ones— Let's stop all the fight—  
 — it—) (war— is— o— ver— now—ow—ow—

**Chorus:** . | . . . | G . . . | . . . | . . . | . . . | A . . . | . . . |  
 A ver-y Merry Christ-mas— and a Hap-py New Year—  
 . | . . . | Em . . . | . . . | G . . . | . . . | D . . . | . . . | E7 .  
 Let's hope it's a good one— with-out an-y fear—

. | . . . | A . . . | . . . | . . . | . . . | Bm . . . | . . . |  
 So, this is Christ-mas— and what have we done—?  
 (war— is— o— ver— if— you— want—  
 . | . . . | E7 . . . | . . . | . . . | . . . | A . . . | . . . |  
 A - no-ther year o - ver— and a new one just be-gun—  
 it—) (war— is— o— ver— now—ow—ow—

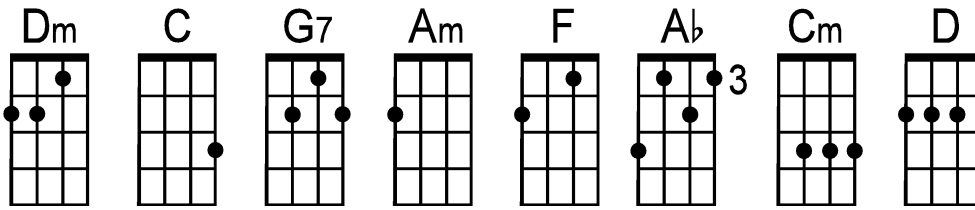
. | . . . | D . . . | . . . | . . . | . . . | Em . . | . . . | . .  
 And so Happy Christ-mas— and I hope you have fun—  
 —ow—) (war— is— o—ver— if— you— want  
 . | . . . | A . . . | . . . | . . . | . . . | D . . | . . . | . .  
 The near and the dear ones— the old and the young—  
 — it—) (war— is— o—ver— now—ow—ow—

**Chorus:** . | . . . | G . . . | . . . | . . . | . . . | A . . | . . . | .  
 A ver-y Merry Christ-mas— and a Hap-py New Year—  
 . | . . . | Em . . | . . . | G . . | . . . | D . . | G . . | D\  
 Let's hope it's a good one— with-out an-y fear—

**San Jose Ukulele Club**  
 (v2a - 12/10/17)

# Hello, Goodbye

by John Lennon and Paul McCartney (1967)



Dm\ . . . | C\ . . . | G7\ . . . | Am . . . |  
 You say yes I say no You say stop and I say go, go,  
 G7 . . . | Am . . . | G7 . . . |  
 Go————— Oh-oh no—————

G7\ . . . | F\ . . . | C . . . | Am . . .  
 You say good-bye— and I say hel-lo———— hel-lo, hel-lo————  
 . | F . . . Ab . . . | C . . . | Am . . .  
 I don't know why you say good-bye, I say hel-lo———— hel-lo hel-lo————  
 . | F . . . Ab . . . | C . . . |  
 I don't know why you say good-bye, I say hel-lo————

Dm\ . . . | C\ . . . | G7\ . . . | Am . . .  
 I say high— you say low— You say why— and I say I don't  
 G7 . . . | Am . . . | G7 . . . |  
 know————— Oh-oh no—————

G7\ . . . | F\ . . . | C . . . | Am . . .  
 You say good-bye— and I say hel-lo———— hel-lo, hel-lo————  
 . | F . . . Ab . . . | C . . . | Am . . .  
 I don't know why you say good-bye, I say hel-lo———— hel-lo hel-lo————  
 . | F . . . Ab . . . | C . . . |  
 I don't know why you say good-bye, I say hel-lo————

## Instrumental:

Dm . . . | C . . . | G7 . . . | Am . . . |  
 Why-why-why why———— do you say— good-bye good-  
 G7 . . . | Am . . . | G7 . . . |  
 Bye— bye-bye-bye Oh-oh no————

G7\ . . . | F\ . . . | C . . . | Am . . .  
 You say good-bye— and I say hel-lo———— hel-lo, hel-lo————  
 . | F . . . Ab . . . | C . . . | Am . . .  
 I don't know why you say good-bye, I say hel-lo———— hel-lo hel-lo————  
 . | F . . . Ab . . . | C . . . |  
 I don't know why you say good-bye, I say hel-lo————

Dm\ . . . | C\ . . . | G7\ . . . | Am . . . |  
 You say yes I say no You say stop and I say go, go,  
 G7 . . . | Am . . . | G7 . . . |  
 Go————— Oh-oh no—————

G7\ . . . | F\ . . . | C . . . | Am . . .  
 You say good-bye— and I say hel-lo———— hel-lo, hel-lo————  
 . | F . . . Ab . . . | C . . . | Am . . .  
 I don't know why you say good-bye, I say hel-lo———— hel-lo hel-lo————  
 . | F . . . Ab . . . | C . . . | Am . . .  
 I don't know why you say good-bye, I say hel-lo———— hel-lo hel-lo————  
 . | F . . . Ab . . . | . . . Cm . . . | D . F .  
 I don't know why you say good-bye, I say hel-lo whoah -oh whoah- oh—  
 | C\ . . . | . . . |  
 Hel-lo— oh— oh—! (*---hold-----*)

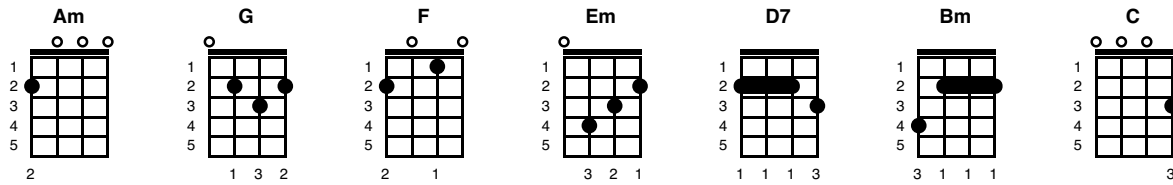
C . . . | . . . | C . . . | . . .  
 Hey-la— hey hel-lo———— hey-la— hey hel-lo————  
 C . . . | . . . | C . . . | . . .  
 Hey-la— hey hel-lo———— hey-la— hey hel-lo————

. | F . . . Ab . . . | . . . Cm . . . | D . F .  
 I don't know why you say good-bye, I say hel-lo whoah -oh whoah- oh—  
 | C\ . . . |  
 Hel-lo— oh— oh—!

## Help

Key of Em

The Beatles, Lennon-McCartney, ©1965



[Am]/ Help . I need some-[G]/body [F]/ help . not just any-[Em]/body  
[D7]/ Help . you know I [D7]/ need someone [G]/ he-e-elp . . .

[G] . When I was younger so much [Bm] younger than today .  
[Em] . I never needed anybody's [C]/ help in [F]/ any [G]// way  
[G] . But now these days are gone I'm [Bm] not so self-assured .  
[Em] . Now I find I've changed my mind, I've [C]/ opened [F]/ up the [G]// doors .

### Chorus:

[Am] Help me if you can I'm feeling [Am] do-wn . . [G]/ And I  
[F] do appreciate you being [F] 'ro-und . [Em]/  
[D7] Help me get my feet back on the [D7] ground, . Won't you  
[G]/ please, . please help [G] me . . . .

[G] . And now my life has changed in [Bm] oh so many ways  
[Em] . My independence seemed to [C]/ vanish [F]/ in the [G]// haze  
[G] . But every now and then I [Bm] feel so insecure  
[Em] . I know that I just need you like I've [C]/ never [F]/ done be-[G]//fore

### Chorus:

[Am] Help me if you can I'm feeling [Am] do-wn . . [G]/ And I  
[F] do appreciate you being [F] 'ro-und . [Em]/  
[D7] Help me get my feet back on the [D7] ground, . Won't you  
[G]/ please, . please help [G] me . . . .

[G] . When I was younger so much [Bm] younger than today  
[Em] . I never needed anybody's [C]/ help in [F]/ any [G]// way  
[G] . But now these days are gone I'm [Bm] not so self-assured  
[Em] . Now I find I've changed my mind I've [C]/ opened [F]/ up the [G]// doors

### Outro:

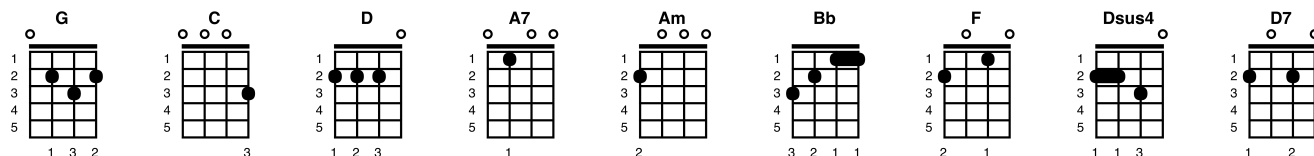
[Am] Help me if you can I'm feeling [Am] do-wn . . [G]/ And I  
[F] do appreciate you being [F] 'ro-und . [Em]/  
[D7] Help me get my feet back on the [D7] ground, . Won't you  
[G]/ please, . please help [G] me, Help [Em] me, help [G]/ me . [Em]/ oh



# Here Comes the Sun

Beatles, George Harrison, ©1969

Key of G



## Intro:

[G]/ [G]/ [C]/ [D]/

A	-----2-----0-2-----	-----2-0-----	-----2-0-----	-----0-----
E	-----3-----3-----	-----3-----	0-----3-----	2-0-2-3-----
C	-----	-----	-----	-----
G	-----	-----	-----	-----

[G] [G] [C] [D]/ / /

A	-----2-----0-2-----	-----2-0-----	-----2-0-----	-----
E	-----3-----3-----	-----3-----	0-----3-----	2-----3-----5-----
C	-----	-----	-----	2-----4-----6-----
G	-----	-----	-----	-----

[G] . Here comes the sun, du, du, du, du  
 [C] . Here comes the [A7] sun and I say  
 [G] . it's alright

[C]/ [G]/ [Am]/ [G]/ [D]/[D]/

A	-----0-----0-----	0-----0-----
E	0-3-----3-----3-----	-----3-----3-2-0-----
C	-----2-----0-----	-----2-----2-----
G	-----	-----

[G] . Little darlin', it's been a [C] long cold lonely [D] winter  
 [G] . Little darlin', it feels like [C] years since it's been [D] clear

[G] . Here comes the sun, du, du, du, du  
 [C] . Here comes the [A7] sun and I say  
 [G] . it's alright

[C]/ [G]/ [Am]/ [G]/ [D]/[D]/ [G] [D]

A	-----0-----0-----	0-----0-----	2-----0-2-----	-----0-----
E	0-3-----3-----3-----	-----3-----3-2-0-----	-----3-----	2-0-2-3-----
C	-----2-----0-----	-----2-----2-----	-----	-----
G	-----	-----	-----	-----

[G] . Little darlin', the smile's re-[C]turning to the [D] faces  
 [G] . Little darlin', it seems like [C] years since it's been [D] here

[G] . Here comes the sun, du, du, du, du

[C] . Here comes the [A7] sun and I say

[G] . it's alright

	[C]/	[G]/	[Am]/	[G]/	[D]/[D]/	[G]	[D]
A	----0-----0-----	0-----0-----		2---0-2--	-----0-		
E	0-3-----3-----3-	-----3---3-2-0---		--3-----	2-0-2-3-----		
C	-----2-----0---	--2-----2-		-----	-----		
G	-----	-----		-----	-----		

[Bb]/ Sun [F]/ sun [C]/// sun, here it [G] comes . . . [D] . . . .

[Bb]/ Sun [F]/ sun [C]/// sun, here it [G] comes . . . [D] . . . .

[Bb]/ Sun [F]/ sun [C]/// sun, here it [G] comes . . . [D] . . . .

[Bb]/ Sun [F]/ sun [C]/// sun, here it [G] comes . . . [D] . . . .

[D] [Dsus4] [D] [D7]

[G] . Little darlin', I feel that [C] ice is slowly [D] meltin'

[G] . Little darlin', it seems like [C] years since it's been [D] clear

[G] . Here comes the sun, du, du, du, du

[C] . Here comes the [A7] sun and I say

[G] . it's alright

	[C]/	[G]/	[Am]/	[G]/	[D]/[D]/
A	----0-----0-----	0-----0-----			
E	0-3-----3-----3-	-----3---3-2-0---			
C	-----2-----0---	--2-----2-			
G	-----	-----			

[G] . Here comes the sun, du, du, du, du

[C] . Here comes the [A7] sun and I say

[G] . it's alright

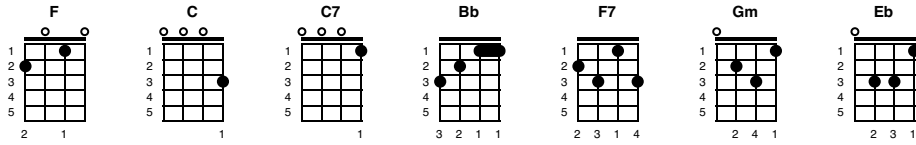
	[C]/	[G]/	[Am]/	[G]/	[D]/[D]/
A	----0-----0-----	0-----0-----			
E	0-3-----3-----3-	-----3---3-2-0---			
C	-----2-----0---	--2-----2-			
G	-----	-----			

Outro: [Bb]/ [F]/ [C]/ (pluck E string) (pluck G string) [G]/ (let ring)

# Hey Jude

The Beatles, 1970

Note: First note is a "C"



Hey [F] Jude, don't make it [C] bad - take a [C7] sad song and make it [F] better  
Re-[Bb]member to let her in-to your [F] heart, then you can [C] start to make it [F] better

Hey [F] Jude, don't be a-[C]fraid - you were [C7] made to go out and [F] get her  
The [Bb] minute you let her under your [F] skin, then you be-[C]gin to make it [F] better

[F7] And any time you feel the [Bb] pain, hey [F] Jude, re-[Gm]frain,  
Don't [F] carry the [C7] world u-pon your [F] shoulders  
[F7] Well you know that it's a [Bb] fool who [F] plays it [Gm] cool  
By [F] making his [C7] world a little [F] colder  
Da da da [F7] Da da [C7] Da da da [C7]/ da

A---7---8---10---10---  
E-----  
C---7---8---10---10---  
G-----

Hey [F] Jude, don't let me [C] down - you have [C7] found her, now go and [F] get her  
Re-[Bb]member to let her into your [F] heart, then you can [C] start to make it [F] better

[F7] So let it out and let it in, [Bb] hey [F] Jude be-[Gm]gin  
You're [F] waiting for [C7] some-one to per-[F]form with  
[F7] And don't you know that it's just [Bb] you, hey [F] Jude, you'll [Gm] do  
The [F] movement you need [C7] is on your [F] shoulder  
Da da da [F7] Da da [C7] Da da da [C7]/ da

A---7---8---10---10---  
E-----  
C---7---8---10---10---  
G-----

Hey [F] Jude, don't make it [C] bad - take a [C7] sad song and make it [F] be-[F7]tter  
Re-[Bb]member to let her in-to your [F] heart, then you can [C] start to make it  
[F] better, better, better, better, BETTER, BETTER, AHHHH!!

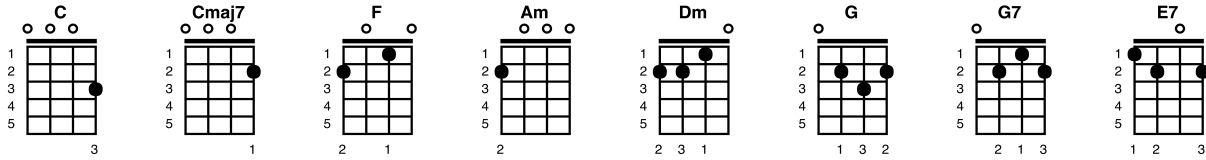
**Outro - repeat 3 x end on [F]/:**

[F] Na na na [Eb] na-na-na naaaa, [Bb] na-na na naaaa, hey [F] Jude

# Imagine

John Lennon, ©1971

Key of C



## Intro:

[C] [C] [CM7] [CM7] [F] [F] [F] [F] *riff*  
A | 3 . 3 . 2 . 2 . 0 . 0 . 0 . 0 1 2  
E | 0 . 0 . 0 . 0 . 1 . 1 . 1 . 1  
C | 0 0 0 0 0 0 0 0 0 0 0 0 0 0  
G | 0 . 0 . 0 . 0 . 2 . 2 . 2 . 2

## Verse 1:

[C] . Imagine there's no [F] heaven *riff*  
[C] . It's easy if you [F] try *riff*  
[C] . No hell be-[F]low us *riff*  
[C] . Above us, only [F] sky . . .

## Bridge:

[F] . Imagine [Am] all the [Dm] people [F] . . [G] Living for to-[G7]/day . . .

## Verse 2:

[C] . Imagine there's no [F] countries *riff*  
[C] . It isn't hard to [F] do *riff*  
[C] . Nothing to kill or [F] die for *riff*  
[C] . And no religion [F] too . . .

## Bridge:

[F] . Imagine [Am] all the [Dm] people [F] . . [G] Living life in [G7]/ peace - you-hou-hou-ou-ou

## Chorus:

[F] . You may [G] say I'm a [C] dreamer [E7] . . [F] But I'm [G] not the only [C] one [E7] . .  
[F] . I hope some [G] day you'll [C] join us [E7] . . [F] And the [G] world will [C] be as one . .

## Verse 3:

[C] . Imagine no pos-[F]sessions *riff*  
[C] . I wonder if you [F] can *riff*  
[C] . No need for greed or [F] hunger *riff*  
[C] . A brotherhood of [F] man . . .

## Bridge:

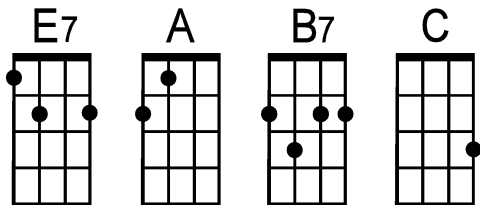
[F] . Imagine [Am] all the [Dm] people [F] . . [G] Sharing all the [G7]/ world you-hou-hou-ou-ou

## Chorus:

[F] . You may [G] say I'm a [C] dreamer [E7] . . [F] . But I'm [G] not the only [C] one [E7] . .  
[F] . I hope some [G] day you'll [C] join us [E7] . . [F] . And the [G] world will [C] be as one [C]/

# I Saw Her Standing There

by Paul McCartney and John Lennon



**Intro:** one, two, three, four! E7 . . . | . . . . | . . . . | .  
(sing b)

. . . | E7 . . . . | . . . . | A . . . . | E7 . . .  
Well she was— just se-ven—tee-eeen you know what I mea-ean—  
. . . | . . . . | . . . . | B7 . . . . | . . . . |  
and the way she looked was way be-yond com-par-are—  
E7 . . . . | . . . . | A . . . . | C . . .  
How— could I— dance— with an—oth-er— Oh—  
. . . | E7 . . . . | B7 . . . . | E7 . . . . | . . . .  
When I saw— her— sta—anding there?

. . . | E7 . . . . | . . . . | A . . . . | E7 . . .  
Well, she— looked at— me-e and I— I could see-ee  
. . . | . . . . | . . . . | B7 . . . . | . . . . |  
that be-fore too long I'd fall in love with her—er—  
E7 . . . . | . . . . | A . . . . | C . . .  
She— wouldn't dance— with an—oth-er— Oh—  
. . . | E7 . . . . | B7 . . . . | E7 . . . . | . . . .  
and I saw— her— sta—anding there

. . . | A . . . . | . . . . | . . . . | . . . .  
**Bridge:** Well, my heart— went— boom, when I crossed that— room—  
. . . | A . . . . | . . . . | B7 . . . . | A . . . . | . . . .  
and I held— her— hand— in— mi-i—ine—

. . . | E7 . . . . | . . . . | A . . . . | E7 . . .  
Whoa, we danced through the— ni—ight and we held each oth-er ti—ight  
. . . | . . . . | . . . . | B7 . . . . | . . . . |  
and be-fore too long I fell in love with her—er—  
. . . | E7 . . . . | . . . . | A . . . . | C . . .  
Now, I'll— nev-er dance— with an—oth-er— Oh—  
. . . | E7 . . . . | B7 . . . . | E7 . . . . | . . . .  
When I saw— her— sta—anding there

**Instrumental:** E7 . . . | . . . . | A . . . | E7 . . . |  
E7 . . . | . . . . | B7 . . . | . . . . |  
E7 . . . | . . . . | A . . . | C . . . | E7 . . . | B7 . . . | E7 . . . | . . .

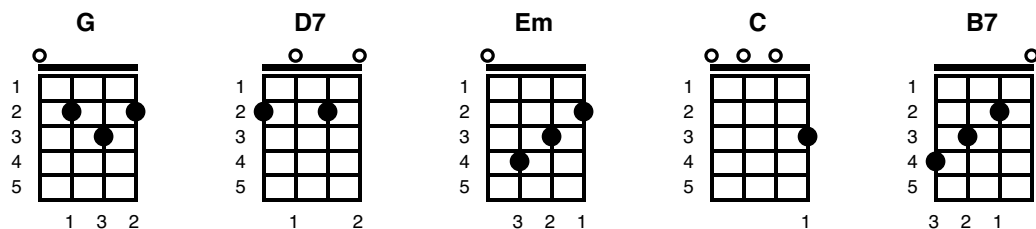
**Bridge:** Well, my heart— went— boom, when I crossed that— room—  
and I held— her— hand— in— mi-i—ine—

Whoa, we danced through the— ni—ight and we held each oth-er ti—ight  
and be-fore too long I fell in love with her—er—  
Now, I'll— nev-er dance— with an—oth-er— Oh—  
Since I saw— her— sta—anding there  
Whoa, since I— saw— her— sta—anding there  
Yeah, well since I— saw— her— sta—anding there— **E7\**

# I Should Have Known Better

Key of C

The Beatles



Intro: |G D7|G D7|G D7|G D7|

G D7 G D7 G D7  
I.... .. should have known better with a girl like

G D7 G D7 Em  
you.. that I would love ev-ry thing that you do, and I

C D7 G D7 G D7  
do, hey, hey, hey and I do.... .. whoa

G D7 G D7 G D7 G  
I.... .. never real-ized what a kiss could be..

D7 G D7 Em  
This could only hap-pen to me

C B7  
Can't you see, can't you see

Em C G B7  
That when I tell you that I love you, oh...

Em C G  
You're gonna say you love me too hoo,hoo,hoo,hoo oh

C D7 G Em  
And when I ask you to be mine.....

C                      D7                      G   D7 G D7  
You're gonna say you love me too.... .. So

GD7 G D7                      G                      D7  
I.... .. should have real-ized a lot of things be-

G   D7      G                      D7      Em  
fore..if this is love you've gotta give me more, give me

C                      D7                      G      D7 G D7  
more hey, hey hey give me more.... .. whoa

GD7 G D7                      G                      D7                      G  
I..... .. never real-ized what a kiss could be..

D7                      G   D7                      Em                      C                      B7  
this could only happen ro me can't you see, can't you see

Em                      C                      G                      B7 Em  
That when I tell you that I love you..oh..you're gonna

C                      G  
say you love me too hoo, hoo, hoo hoo Oh

C                      D7                      G      Em C  
And when I ask you to be mine..... .. you're gonna

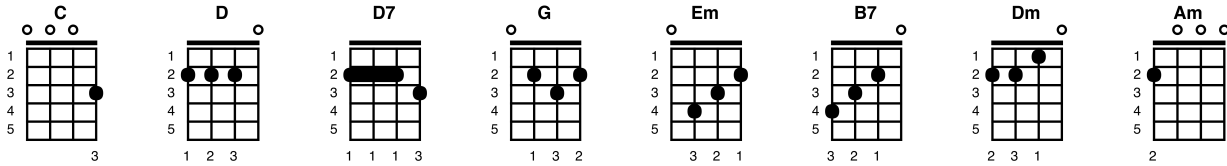
D7                      G   D7 G D7 G  
say you love me too.... .. ..



# I Want to Hold Your Hand

Beatles, Paul McCartney, John Lennon, ©1963

Key of G



*Play the last line of the Bridge like the Intro.*

**Intro:** [C] d u d [D] u [C] d u d [D] u [C] d u d [D] u [D7] . . Oh yeah

[G] I-I'll . tell you [D] somethin' . . (C 2 1 2 3 4) [Em] . I think you'll under-[B7]stand . . When

[G] I-I . say that [D] somethin' . . (C 2 1 2 3 4) [Em] . I want to hold your [B7] hand . . .

[C] . I want to [D7] hold your [G] ha-a-[Em]nnndd

[C] . I want to [D7] hold your [G] hand . . Oh

[G] please . say to [D] me . . (C 2 1 2 3 4) [Em] . you'll let me be your [B7] man . . And

[G] please . say to [D] me . . (C 2 1 2 3 4) [Em] . you'll let me hold your [B7] hand . . .

[C] . Oh let me [D7] hold your [G] ha-a-[Em]nnndd

[C] . I want [D7] hold your [G] hand . . .

## Bridge:

[Dm] . And when I [G] touch you I feel [C] happy . in-[Am]side . . .

[Dm] . It's such a [G] feeling that my [C] love . .

[C] I can't [D] hide . [C] I can't [D] hide . [C] I can't [D] hide . [D7] . . . Yeah

[G] yooou . got that [D] somethin' . . (C 2 1 2 3 4) [Em] . I think you'll under-[B7]stand . . When

[G] I . . say that [D] somethin' . . (C 2 1 2 3 4) [Em] . I want hold your [B7] hand . . .

[C] . I want to [D7] hold your [G] ha-a-[Em]nnndd

[C] . I want to [D7] hold your [G] hand . . .

## Bridge:

[Dm] . And when I [G] touch you I feel [C] happy . in-[Am]side . . .

[Dm] . It's such a [G] feeling that my [C] love . .

[C] I can't [D] hide . [C] I can't [D] hide . [C] I can't [D] hide . [D7] . . . Yeah

[G] yooou . got that [D] somethin' . . (C 2 1 2 3 4) [Em] . I think you'll under-[B7]stand . . When

[G] I-I . feel that [D] somethin' . . (C 2 1 2 3 4) [Em] . I want hold your [B7] hand . . .

## Outro:

[C] . I want to [D] hold your [G] ha-a-[Em]nnndd .

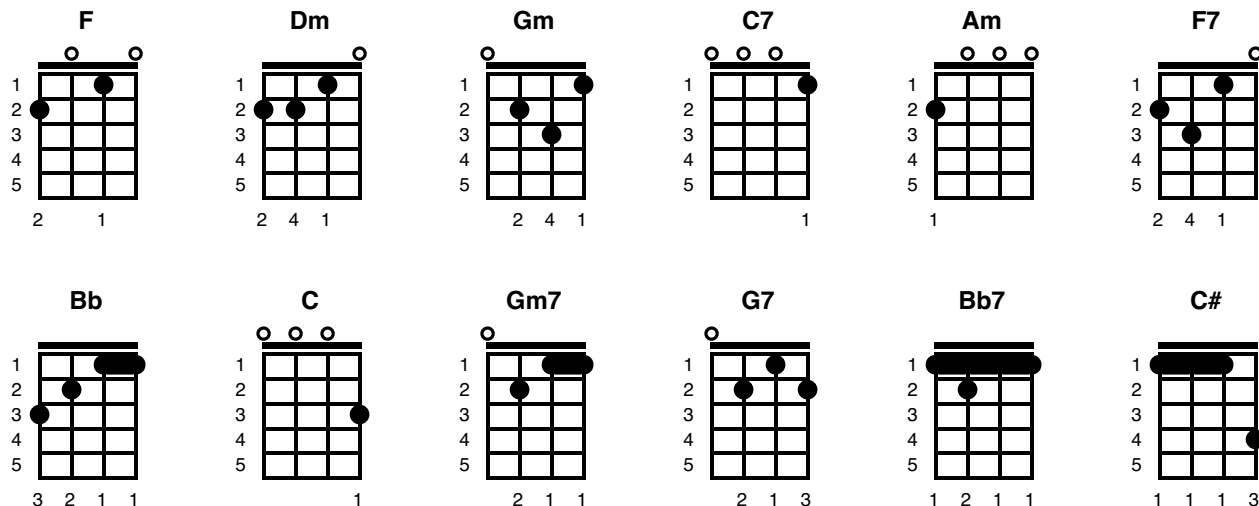
[C] . I want to [D] hold your [B7] hand . . . .

[C] . I want to [D] hold your [C] ha a a a a a a [G]/and

# I Will

The Beatles

Key of F



Intro: F Dm Gm C7

## verse1:

F Dm Gm C7  
Who knows how long I've loved you?

F Dm Am  
You know I love you still

F7 Bb C Dm  
Will I wait a lonely lifetime

F7 Bb C F Dm Gm C7  
If you want me to, I will

## verse2:

F Dm Gm7 C7 F Dm Am  
For if I ever saw you, I didn't catch your name

F7 Bb C Dm F7 Bb C F F7  
But it never really matters, I will always feel the same

### Bridge:

Bb C Dm F7 Bb C F F7  
I Love you for-ever and for-ever love you with all my heart

Bb C Dm G7 C  
Love when-ever we're to-gether, love you when we're apart

### verse3:

F Dm Gm C7 F Dm Am  
And when at last I find you, your song will fill the air

F7 Bb C Dm Bb7  
Sing it loud so I can hear you

F7 Bb C Dm Bb7  
Make it easy to be near you

F Bb C Dm F7  
All the things you do endear you to me

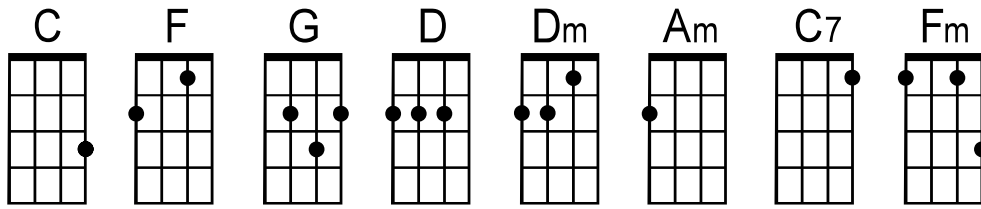
Bb C C# F  
Ah, you know I will, I will

### Outro:

Bb C Dm F7 Bb C F

# I'll Follow the Sun

by Paul McCartney (1964)



**Intro:** C . G . | F . C . |

(sing d)

G . . . | F . . . | C . . . | D . . .  
 One— day—, you'll— look—, to see I've gone—  
 . | C . . Am . | D . G . | C . . . | F . C . |  
 For to-morrow may rain so, I'll fol— low the sun—  
 G . . . | F . . . | C . . . | D . . .  
 Some— day—, you'll— know—, I was the one—  
 . | C . . Am . | D . G . | C . . . | C7  
 But to-morrow may rain so, I'll fol— low the sun—

**Bridge:** . . . | Dm . . . | Fm . . . | C . . . | C7  
 And now the time has come—, and so my love, I must go—  
 . . . | Dm . . . | Fm . . . | C . . . | Dm . . . |  
 And though I lose a friend—, in the end you will know—, Oh— oh-oh

G . . . | F . . . | C . . . | D . . .  
 One— day—, you'll— find—, that I have gone—  
 . | C . . Am . | D . G . | C . . . | F . C . |  
 For to-morrow may rain so, I'll fol— low the sun—

**Instrumental:** G . . . | F . . . | C . . . | D . . .  
 A-----0-----3-2-5-----  
 E-----3-----3-----  
 C-2-----3-----  
 G-----

. | C . . Am . | D . G . | C . . . | C7  
 Yes to-morrow may rain so, I'll fol— low the sun—

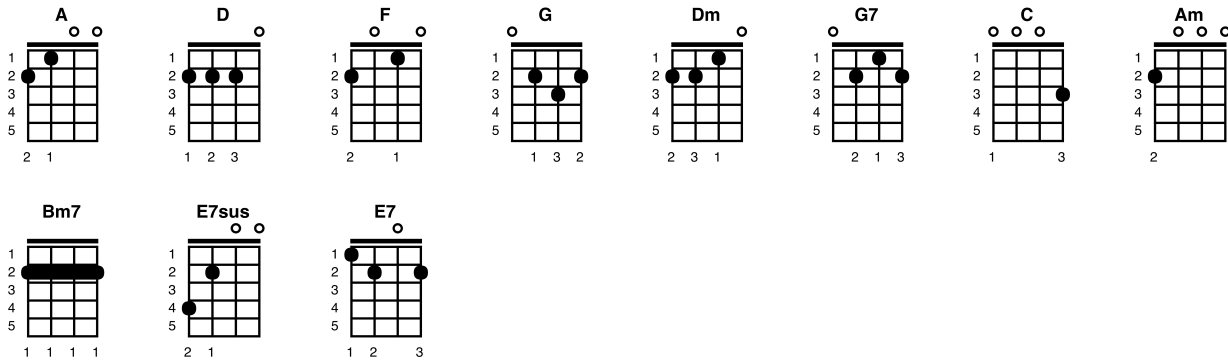
**Bridge:** . . . | Dm . . . | Fm . . . | C . . . | C7  
 And now the time has come—, and so my love, I must go—  
 . . . | Dm . . . | Fm . . . | C . . . | Dm . . . |  
 And though I lose a friend—, in the end you will know—, Oh— oh-oh

G . . . | F . . . | C . . . | D . . .  
 One— day—, you'll— find—, that I have gone—  
 . | C . . Am . | D . G . | C . . . | F . C \  
 For to-morrow may rain so, I'll fol— low the sun—

# Lady Madonna

Beatles, Paul McCartney, ©1968

Key of A



**Intro:** [A]// [D]// [A]// [D]// [A]// [D]// [F]/ [G]/ [A]//

[A] Lady Ma-[D]onna [A] children at your [D] feet  
 [A] wonder how you [D] manage to [F]/ make [G]/ ends [A]// me-et  
 [A] Who finds the [D] money [A] when you pay the [D]// rent  
 [A] Did you think that [D] money was [F]/ hea-[G]/ven [A]// se-nt?

[Dm] Friday night arrives without a [G7] suit-case . .  
 [C] Sunday morning creeping like a [Am] nun . . .  
 [Dm] Monday's child has learned to tie his [G7] boot-lace . .  
 [C]/ See . [Bm7]// how they [E7sus]/ru- . [E7]/un .

[A] Lady Ma-[D]onna [A] baby at your [D] breast  
 [A] Wonders how you [D] manage to [F]/ feed [G]/ the [A]// re-est

**Kazoo:** [A]// [D]// [A]// [D]// [A]// [D]// [F]/ [G]/ [A]//

[Dm] papa paa paa papa [G7] papa paaaaaaa  
 [C] papa paa paa papa [Am] paa paa papa paa  
 [Dm] papa paa paa papa [G7] papa paaaaaaa  
 [C]/ See . [Bm7]// how they [E7sus]/ ru- . [E7]/ un .

[A] Lady Ma-[D]onna [A] lying on the [D] bed  
 [A] listen to the [D] music playing [F]/ in [G]/ your [A]// head

**Kazoo:** [A]// [D]// [A]// [D]// [A]// [D]// [F]/ [G]/ [A]//

[Dm] Tuesday after-noon is never [G7] end-ing . .  
 [C] Wednesday morning papers didn't [Am] come . . .  
 [Dm] Thursday night your stockings needed [G7] mend-ing . .  
 [C]/ See . [Bm7]// how they [E7sus]/ ru- . [E7]/ un .  
 [A] Lady Ma-[D]onna [A] children at your [D] feet  
 [A] wonder how you [D] manage to [F]/ make [G]/ ends [A]// me-eeeet

**Outro:**

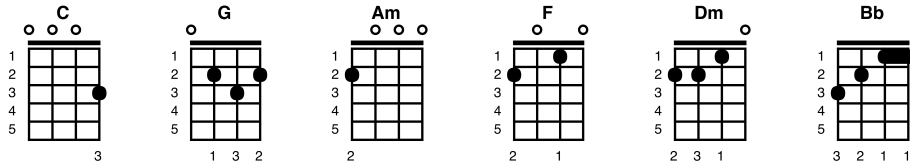
[A] Lady Ma-[D]onna [A] children at your [D] feet

[A] wonder how you [D] manage to [F]/ make [G]/ ends [A]// me-eeeet [A]/

# Let it Be

Key of C

The Beatles, Lennon-McCartney ©1970



## Intro (strum D-Du):

[C] find myself in [G] times of trouble, [Am] Mother Mary [F] comes to me  
[C] Speaking words of [G] wisdom, let it [F]/ be - [C]/ [Dm]/ [C]

## Verse 1 & Chorus:

When I [C] find myself in [G] times of trouble, [Am] Mother Mary [F] comes to me  
[C] Speaking words of [G] wisdom, let it [F]/ be - [C]/ [Dm]/ [C]  
And [C] in my hour of [G] darkness, she is [Am] standing right in [F] front of me  
[C] Speaking words of [G] wisdom, let it [F]/ be - [C]/ [Dm]/ [C]

Let it [Am] be, let it [G] be, let it [F] be, let it [C] be  
[C] Whisper words of [G] wisdom, let it [F]/ be - [C]/ [Dm]/ [C]

## Verse 2 & Chorus (strum D-dudu):

And [C] when the broken-[G]hearted people, [Am] living in the [F] world agree  
[C] There will be an [G] answer, let it [F]/ be - [C]/ [Dm]/ [C]  
But [C] though they may be [G] parted, there is [Am] still a chance that [F] they will see  
[C] There will be an [G] answer, let it [F]/ be - [C]/ [Dm]/ [C]

Let it [Am] be, let it [G] be, let it [F] be, let it [C] be  
[C] There will be an [G] answer, let it [F]/ be - [C]/ [Dm]/ [C]  
Let it [Am] be, let it [G] be, let it [F] be, let it [C] be  
[C] Whisper words of [G] wisdom, let it [F]/ be - [C]/ [Dm]/ [C]

## Instrumental:

[F]/ - [C]/ [Dm]/ [C]/ - [Bb]/ [F]/ [G]/ - [F]/ [C]  
A | -0----- | ----- | ----- | -----  
E | -3-----1--- | -0----- | ----- | -----  
C | ----- | -2-----0--- | ----- | -----  
G | ----- | ----- | -4-----2--- | -0---

[F]/ - [C]/ [Dm]/ [C]/ - [Bb]/ [F]/ [G]/ - [F]/ [C]  
A | -12-----10---8--- | -7-----5-----3--- | -2-----0--- | -3---  
E | -13-----12---10--- | -8-----6-----5--- | -3-----1--- | -0---

### Verse 3 & Chorus (Strum D-D-dudu):

And [C] when the night is [G] cloudy, there is [Am] still a light that [F] shines on me  
[C] Shine on till to-[G]morrow, let it [F]/ be - [C]/ [Dm]/ [C]  
I [C] wake up to the [G] sound of music, [Am] Mother Mary [F] comes to me  
[C] Speaking words of [G] wisdom, let it [F]/ be - [C]/ [Dm]/ [C]

Let it [Am] be, let it [G] be, let it [F] be, let it [C] be  
[C] There will be an [G] answer, let it [F]/ be - [C]/ [Dm]/ [C]  
Let it [Am] be, let it [G] be, let it [F] be, let it [C] be  
[C] Whisper words of [G] wisdom, let it [F]/ be - [C]/ [Dm]/ [C]

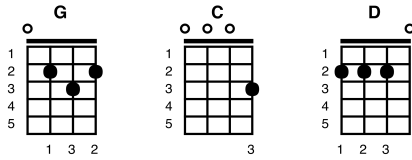
	[F]/ - [C]/ [Dm]/	[C]/ - [Bb]/ [F]/	[G]/ - [F]/	[C]
A	-0-----	-----	-----	----
E	-----3---1---	-0-----	-----	----
C	-----	-----2---0---	-----	--0--
G	-----	-----	--4-----2---	----



# Love Me Do

Key of G

The Beatles, John Lennon and Paul McCartney, ©1962



## Intro:

[G] [C] [G] [C]  
[G] [C] [C] [C]

[G] Love . love me [C] do . . you [G] know . I love [C] you . . I'll  
[G] a-al-ways be [C] true . . So [C] ple-e-e-e-[C]ease . . . [C]/ . Love me  
[G] do-o-o-o [C] . whoa-oh . [G] love me do . [C] . . .

[G] Love . love me [C] do . . you [G] know . I love [C] you . . I'll  
[G] a-al-ways be [C] true . . So [C] ple-e-e-e-[C]ease . . . [C]/ . Love me  
[G] do-o-o-o [C] . whoa-oh . [G] love me do . [C] . . .

*E3 E2 E0*

## Bridge:

[D] So-me one to [D] love . . . [C] so-me bo-dy [G] new . . .  
[D] So-me one to [D] love . . . [C] so-me one like [G]/ you [G]// .

[G] Love . love me [C] do . . you [G] know . I love [C] you . . I'll  
[G] a-al-ways be [C] true . . So [C] ple-e-e-e-[C]ease . . . [C]/ . Love me  
[G] do-o-o-o [C] . whoa-oh . [G] love me do . [C] . . .

*E3 E2 E0*

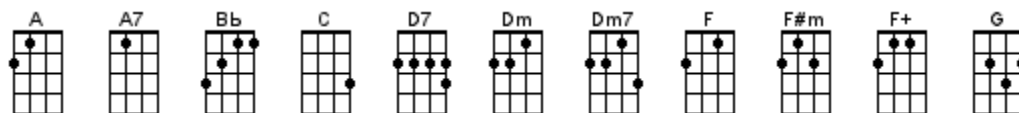
## Instrumental:

[D] [D] [C] [G]  
[D] [D] [C] [G]  
[G] [G] [G] [G]/ . [D]/ .

[G] Love . love me [C] do . . you [G] know . I love [C] you . . I'll  
[G] a-al-ways be [C] true . . So [C] ple-e-e-e-[C]ease . . . [C]/ . Love me  
[G] do-o-o-o [C] . whoa-oh . [G] love me do .  
[C] Yeah . well . [G] Love me do-o [C] . whoa-oh . [G] love me do-o [G]/ [C]/ [G]/

# Lucy In The Sky With Diamonds

Lennon-McCartney 1967 (The Beatles)



**INTRO:** / 1 2 3 / 1 2 3 /

**[A] / [A7] / [F#m] / [Faug] /**

**[A]** Picture your-**[A7]**self in a **[F#m]** boat on a **[Faug]** river  
With **[A]** tangerine **[A7]** trees and **[F#m]** marmalade **[F]** skies **[F]**↓  
**[A]** Somebody **[A7]** calls you, you **[F#m]** answer quite **[Faug]** slowly  
A **[A]** girl with ka-**[A7]**leidoscope **[F#m]** eyes **[F#m]** / **[Dm]** / **[Dm]** /

**[Bb]** Cellophane flowers of **[C]** yellow and green  
**[Dm7]** Towering over your **[Bb]** head **[Bb]**  
**[C]** Look for the girl with the **[G]** sun in her eyes  
And she's

< 4/4 TIME >

## CHORUS:

**[D7]**↓ gone < **TAP TAP TAP** >  
**[G]** Lucy in the **[C]** sky with **[D7]** diamonds  
**[G]** Lucy in the **[C]** sky with **[D7]** diamonds  
**[G]** Lucy in the **[C]** sky with **[D7]** diamonds  
**[D7]** Ahhhhh

< 3/4 TIME >

**[A]** Follow her **[A7]** down to a **[F#m]** bridge by a **[Faug]** fountain  
Where **[A]** rockinghorse **[A7]** people eat **[F#m]** marshmallow **[F]** pies **[F]**  
**[A]** Everyone **[A7]** smiles as you **[F#m]** drift past the **[Faug]** flowers  
That **[A]** grow so **[A7]** incredibly **[F#m]** high **[F#m]** / **[Dm]** / **[Dm]** /

**[Bb]** Newspaper taxis ap-**[C]**pear on the shore  
**[Dm7]** Waiting to take you a-**[Bb]**way **[Bb]**  
**[C]** Climb in the back with your **[G]** head in the clouds  
And you're

< 4/4 TIME >

## CHORUS:

**[D7]**↓ gone < **TAP TAP TAP** >  
**[G]** Lucy in the **[C]** sky with **[D7]** diamonds  
**[G]** Lucy in the **[C]** sky with **[D7]** diamonds  
**[G]** Lucy in the **[C]** sky with **[D7]** diamonds **[D7]** ahhhhh

< 3/4 TIME >

[A] Picture your-[A7]self on a [F#m] train in a [Faug] station  
With [A] plasticine [A7] porters with [F#m] looking-glass [F] ties [F]  
[A] Suddenly [A7] someone is [F#m] there at the [Faug] turnstile  
The [A] girl with ka-[A7]leidoscope [F#m] eyes [F#m]

< 4/4 TIME >

### CHORUS:

[Dm]↓ < TAP TAP TAP >

[G] Lucy in the [C] sky with [D7] diamonds

[G] Lucy in the [C] sky with [D7] diamonds

[G] Lucy in the [C] sky with [D7] diamonds

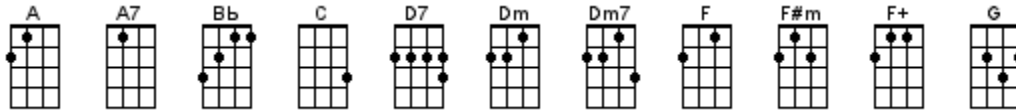
[D7] Ahhhhh [A]

[G] Lucy in the [C] sky with [D7] diamonds

[G] Lucy in the [C] sky with [D7] diamonds

[G] Lucy in the [C] sky with [D7] diamonds

[D7] Ahhhhh [A]↓ ahhh

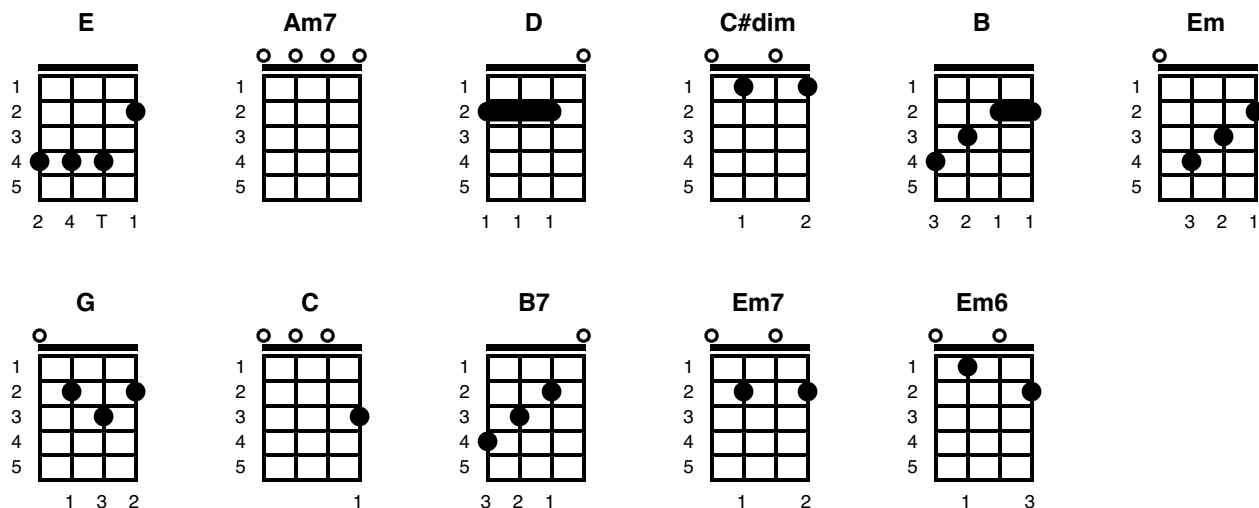


[www.bytownukulele.ca](http://www.bytownukulele.ca)

# Michelle

The Beatles

Key of G



E Am7 D  
verse1: Mi-chelle Ma belle these are words that

C#dim B C#dim B  
go to-geth-er well, my Mi-chelle

E Am7 D  
verse2: Mi-chelle Ma belle, sont les mots qui

C#dim B C#dim B  
vont tres bien en-semble, tres bien en-semble

Em  
bridge1: I love you I love you, I love you

G C  
that's all I want to say

B7 Em Am7  
until I find a way I will

Em      Gaug Em7    Em6  
say the only words I know that

Am7            B  
you'll under-stand

          E            Am7      D  
verse3: Michelle ma belle, sont les mots qui

C#dim                    B            C#dim            B  
vont tres bine en-semble, tres bien en-semble

          Em  
bridge2: I need to, I need to, I need to

G                                    C  
I need to make you see

B7                    Em      Am7  
Oh what you mean to me

          EmGaug Em7    Em6  
Un-til I do I'm hoping you will

Am7            B  
know what I mean

                  E            Am7 D C#dim B C#dim B  
instrumental: I love you

          Em  
bridge3: I want you, I want you, I want you

G                                    C  
I think you know by now

B7            Em   Am7  
I'll get to you some-how

EmGaug   Em7   Em6  
Un-til I do, I'm telling you so

Am7            B  
you'll under-stand

E            Am7    D  
verse4: Michelle, ma belle sont les mots qui

C#dim            B            C#dim            B  
vont tres bien en-semble, tres bien en-semble

Em    Gaug   Em7    Em6  
And I will say the only words I know that

Am7            B            E  
you'll under-stand, My Mi-chelle

E D C#dim B C#dim B E  
Outro:

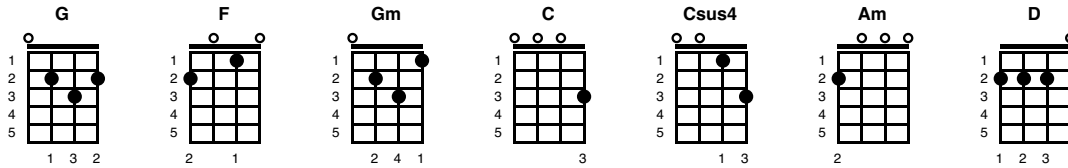
# Norwegian Wood

Beatles, ©1965


Timing: 3/4

Strum Pattern: D DU DU

Key of G



## Intro: (2x)



[G] I . . once had a girl . . or should I say . . [F] she once had [G] me, (riff) [G]  
[G] She . . showed me her room . . isn't it good .. [F] Norwegian [G] wood . .

## Bridge:

[G] . . She [Gm] asked me to stay, And she told me to sit any-[C] where . . [C] [Csus4] [C] . . So  
[Gm] I looked around and I noticed there wasn't a [Am] chair . . [Am] [D] [D]

[G] I . . sat on a rug . . biding my time . . [F] drinking her [G] wine, (riff) [G]  
[G] We . . talked until two . . and then she said . . [F] it's time for [G] bed . . [G]


(Repeat Intro tabs x2)

## Bridge:

She [Gm] told me she worked in the morning, And started to [C] laugh . . [C] [Csus4] [C] . . I  
[Gm] told her I didn't and crawled off to sleep in the [Am] bath . . [Am] [D] [D]

[G] And . . when I awoke . . I was alone . . [F] this bird had [G] flown . . (riff) [G]  
[G] So . . I lit a fire . . isn't it good . . [F] Norwegian [G] wood . . [G]

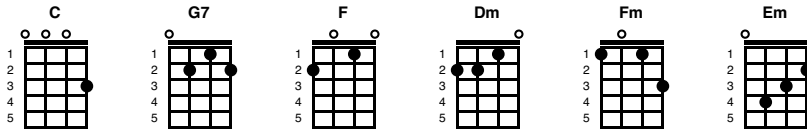
## Outro:



# Nowhere Man

Lennon-McCartney, ©1965 (The Beatles)

Key of C



## Intro: [C] [C]

[C]/ He's a real [G7]/ nowhere man  
[F]/ Sitting in his [C]/ nowhere land  
[Dm] Making all his [Fm] nowhere plans for [C] nobody [C]

[C] Doesn't have a [G7] point of view  
[F] Knows not where he's [C] going to  
[Dm] Isn't he a [Fm] bit like you and [C] me [C]

Nowhere [Em] man, please [F] listen  
You don't [Em] know what you're [F] missing  
Nowhere [Em] man, the [Dm] wo-o-o-orld is [Dm] at your command [G7]

## Instrumental:

[C] Doesn't have a [G7] point of view  
[F] Knows not where he's [C] going to  
[Dm] Isn't he a [Fm] bit like you and [C] me [C]

[C] He's as blind as [G7] he can be  
[F] Just sees what he [C] wants to see  
[Dm] Nowhere man can [Fm] you see me at [C] all [C]/

Nowhere [Em] man, don't [F] worry  
Take your [Em] time, don't [F] hurry  
Leave it [Em] all, 'til [Dm] somebody else, [Dm] lends you a hand [G7]

[C] Doesn't have a [G7] point of view  
[F] Knows not where he's [C] going to  
[Dm] Isn't he a [Fm] bit like you and [C] me [C]

Nowhere [Em] man, please [F] listen  
You don't [Em] know what you're [F] missing  
Nowhere [Em] man, the [Dm] wo-o-o-orld is [Dm] at your command [G7]

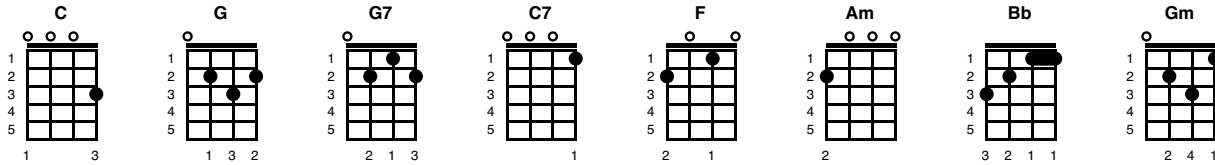
[C]/ He's a real [G7]/ nowhere man  
[F]/ Sitting in his [C]/ nowhere land  
[Dm] Making all his [Fm] nowhere plans for [C] nobody [C]  
[Dm] Making all his [Fm] nowhere plans for [C] nobody [C]  
[Dm] Making all his [Fm] nowhere plans for [C] nobody [C]/



# Ob La Di Ob La Da

Beatles, Lennon-McCartney, ©1968

Key of C



**Intro:** [C] [C] [C] [C]

## Verse 1:

[C] Desmond has a barrow in the [G] market place  
[G7] Molly is the singer in a [C] band . . .  
[C7] Desmond says to Molly "girl I [F] like your face," And Molly  
[C]// says this as she [G7]// takes him by the [C] hand . .

## Chorus:

Ob-la-[C]di ob-la-da life goes [G]// on [Am]// bra  
[F]// La-la how the [G7]// life goes [C] on . .  
Ob-la-[C]di ob-la-da life goes [G]// on [Am]// bra  
[F]// La-la how the [G]// life goes [C] on . . .

## Verse 2:

[C] Desmond takes a trolley to the [G] jewelers store  
[G7] Buys a twenty carat golden [C] ring . . .  
[C7] Takes it back to Molly waiting [F] at the door, And as he  
[C]// gives it to her she [G7]// begins to [C] sing . . .

## Chorus:

Ob-la-[C]di ob-la-da life goes [G]// on [Am]// bra  
[F]// La-la how the [G7]// life goes [C] on . .  
Ob-la-[C]di ob-la-da life goes [G]// on [Am]// bra  
[F]// La-la how the [G]// life goes [C] on . .

## Bridge:

[F] . In a couple of years they have [F] built a home sweet [C] home [Bb] [Am] [Gm]  
[F] . With a couple of kids running [F] in the yard of [C] Desmond and Molly [G7] Jones (ha ha ha ha)

## Verse 3:

[C] Happy ever after in the [G] market place  
[G7] Desmond lets the children lend a [C] hand . . .  
[C7] Molly stays at home and does her [F] pretty face, And in the  
[C]// evening she still [G7]// sings it with the [C] band . .

**Chorus:**

Ob-la-[C]di ob-la-da life goes [G]// on [Am]// bra  
[F]// La-la how the [G7]// life goes [C] on . . . .  
Ob-la-[C]di ob-la-da life goes [G]// on [Am]// bra  
[F]// La-la how the [G]// life goes [C] on . . .

**Bridge:**

[F] . In a couple of years they have [F] built a home sweet [C] home [Bb] [Am] [Gm]  
[F] . With a couple of kids running [F] in the yard of [C] Desmond and Molly [G7] Jones (ha ha ha ha)

**Verse 4:**

[C] Happy ever after in the [G] market place  
[G7] Molly lets the children lend a [C] hand . . .  
[C7] Desmond stays at home and does his [F] pretty face, And in the  
[C]// evening she still [G7]// sings it with the [C] band . .

**Chorus:**

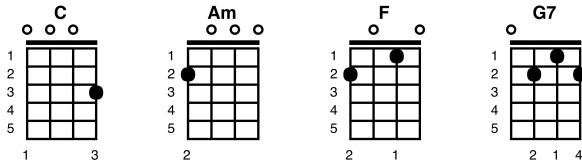
Ob-la-[C]di ob-la-da life goes [G]// on [Am]// bra  
[F]// La-la how the [G7]// life goes [C] on . . . .  
Ob-la-[C]di ob-la-da life goes [G]// on [Am]// bra  
[F]// La-la how the [G]// life goes [C] on . .

[nc] And if you want some fun! Take [G7]// ob-la-di ob-la-[C]/da!

# Octopus's Garden

Beatles, ©1969

Key of C



*Every chord is 8 beats, except at the end of the chorus where there is a ^ gets 4 beats*

**Intro:** [C] [Am] [F] [G7]

## Verse 1:

[C] I'd like to be [Am] under the sea, In an  
[F] octopus's garden in the [G7] shade  
[C] He'd let us in, [Am] knows where we've been, In his  
[F] octopus's garden in the [G7] shade

## Chorus:

[Am] I'd ask my friends, to come and see  
[F] An octopus's [G7] garden with me  
[C] I'd like to be [Am] under the sea, In an  
[F]^ octopus's [G7]^ garden in the [C] shade

## Verse 2:

[C] We would be warm [Am] below the storm, In our  
[F] little hideaway beneath the [G7] waves  
[C] Resting our head [Am] on the sea bed, In an  
[F] octopus's garden near a [G7] cave

## Chorus:

[Am] We would sing and dance around  
[F] Because we know we [G7] can't be found  
[C] I'd like to be [Am] under the sea, In an  
[F]^ octopus's [G7]^ garden in the [C] shade

## Verse 3:

[C] We would shout [Am] and swim about, The  
[F] coral that lies beneath the [G7] waves (Lies beneath the ocean waves)  
[C] Oh what joy for [Am] every girl and boy  
[F] Knowing they're happy and they're [G7] safe (Happy and they're safe)

**Chorus:**

[Am] We would be so happy you and me

[F] No one there to tell us what to [G7] do

[C] I'd like to be [Am] under the sea

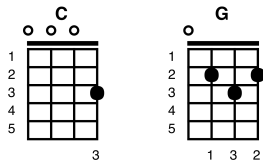
In an [F]^ octopus's [G7]^ garden with [Am] you

In an [F]^ octopus's [G7]^ garden with [Am] you

In an [F]^ octopus's [G7]^ garden with [C] you [C]/ [G7]/ [C]/

The Beatles, Paul McCartney, ©1966

Key of G



## Intro:

**[C]**/ Pa-per-ba-ck **[G]**/ wri- . ter . . . . .  
wri- . ter . . . . .  
wri- . ter . . . . .

**Riff:** low G

	[G]	[G]	[G]	[G]
A	. . . . .	. . . . .	. . . . .	. . . . .
E	. . . 3 1 .	. . . . 1 .	. . . 3 1 .	. . . . 1 .
C	. 0 2 . . .	. 0 . 0h2 . .	. 0 2 . . .	. 0 . 0h2 .
G	0 . . . 0 .	0 . 0 . . .	0 . . . 0 .	0 . 0 . . .

Dear [G] sir or madam, will you [G] read my book, it took me [G] years to write, will you [G] take a look? It's [G] based on a novel by a [G] man named Lear and I [G] need a job so I [G] want to be paper-back [C] wri-ter . . [C] . . paper-back [G]/ wri-[G]/ter . . . . It's a

[G] dirty story of a [G] dirty man and his  
[G] cling-ing wife doesn't [G] under-stand . His  
[G] son is working for the [G] Daily Mail. It's a  
[G] steady job but he [G] wants to be a paper-back  
[C] wri-ter . . [C] . . paper-back [G]/ wri-[G]/ter . . . . .

**[C]**/ Pa-per-ba-ck **[G]**/ wri- . ter . . . . .  
wri- . ter . . . .  
wri- . ter .

**Riff:** low G

	[G]	[G]	[G]	[G]
A	. . . . .	. . . . .	. . . . .	. . . . .
E	. . . . 3 . 1 .	. . . . . 1 .	. . . . 3 . 1 .	. . . . . 1 .
C	. 0 2 . . . .	. 0 . 0h2 . . .	. 0 2 . . . .	. 0 . 0h2 . . .
G	0 . . . . 0 . .	0 . 0 . . . .	0 . . . . 0 . .	0 . 0 . . . .

[G] real-ly like it, you can [G] have the rights. It could  
[G] make a million for you [G] over-night . If you  
[G] must return it, you can [G] send it here but I  
[G] need a break and I [G] want to be a paper-back  
[C] wri-ter . . [C] . . paper-back [G]/ wri-[G]ter . . . . .

**Riff:** low G

[G] Pa-per-ba-ck [G] wri-ter . [G] . . . [G] . . . .  
*paperback writer*

[G] Pa-per-ba-ck [G] wri-ter . [G] . . . [G] . . . .  
*paperback writer*

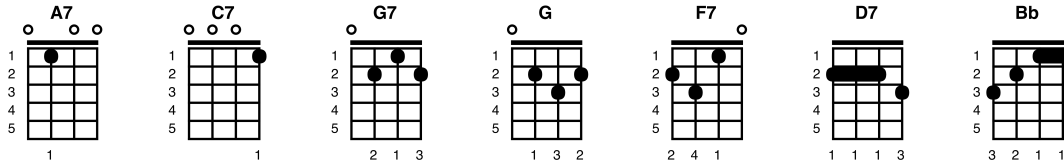
[G] Pa-per-ba-ck [G] wri-ter . [G] . . . [G] . . . .  
*paperback writer*

[G] Pa-per-ba-ck [G] wri-ter . [G] / /  
*paperback writer*

# Sergeant Peppers Lonely Hearts

The Beatles, ©1967

Key of G



**Intro:** [A7] [A7] [C7] [C7] [G7] [G7]/ 2 3 It was

[G] twenty years ago to-[A7]day, Sergeant [C7] Pepper got the band to [G7] play  
They've been [G] going in and out of [A7] style,  
But they're [C7] guaranteed to raise a [G7] smile, So  
[A7] may I introduce to you, the [C7] act you've known for all these years  
[G7] Sergeant Pepper's [C7] Lonely Heart's Club [G7] B-a-n-d

## Instrumental: Kazoos

[C7] . . . . [F7] . . . . [C7] . . . . [D7] . . . . [D7] . . /

## Chorus:

We're [G] Sergeant Pepper's [Bb] Lone-ly [C7] Heart's Club [G] Band  
We [C7] hope you will enjoy the [G7] show . . .  
[G] Sergeant Pepper's [Bb] Lone-ly [C7] Heart's Club [G] Band  
Sit [A7] back and let the evening [D7]/ go (A0 E2 E0 C2)

[C7] Sergeant Pepper's Lonely [G7] Sergeant Pepper's Lonely  
[A7] Sergeant Pepper's Lonely [C7] Heart's Club [G] Band .

It's [C7] wonderful to be here It's [F7] certainly a thrill  
You're [C7] such a lovely audience,  
we'd [D7] like to take you home with us  
We'd love to take you home [D7]/

We don't [G7] really wanna stop the [A7] show, But we [C7] thought you might like to [G7] know  
That the [G7] ukes are gonna sing a [A7] song  
And we [C7] want you all to sing a-[G7]long, So  
[A7] may we introduce to you, the [C7] act you've known for all these years  
[G7] Segeant Pepper's [C7] Lonely Heart's Club [G7] Band [C7]

## Chorus:

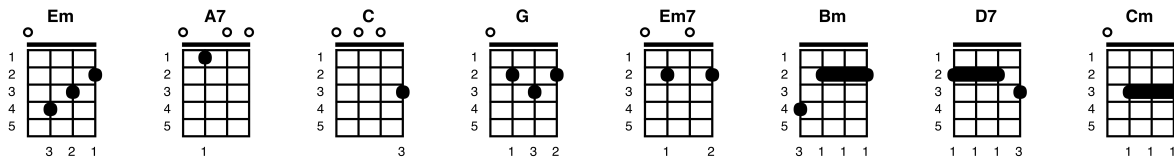
We're [G] Sergeant Pepper's [Bb] Lonely [C7] Heart's Club [G] Band  
We [C7] hope you will enjoy the [G7] show  
[G] Sergeant Pepper's [Bb] Lonely [C7] Heart's Club [G] Band  
Sit [A7] back and let the evening go [D7]

[C7] Sergeant Pepper's Lonely [G7] Sergeant Pepper's Lonely  
[A7] Sergeant Pepper's Lonely [C7]/ Heart's [C7]/ Club [G7]/ Band

# She Loves You

Key of G

The Beatles, John Lennon and Paul McCartney, ©1963



## Intro: (1 2 3)

She [Em] loves you, yeah . [Em] yeah . yeah .

She [A7] loves you, yeah . [A7] yeah . yeah .

She [C] loves you, yeah . [C] yeah . yeah . [G] yeah . . . [G] . . .

[G] You think you've lost your [Em7] love . . well I [Bm] saw her yes-ter-[D7]day-ay . It's

[G] you she's think-ing [Em7] of . . and she [Bm] told me what to [D7] say-ay, She says she

[G] loves you . and you [G] know that can't be [Em] bad . . . [Em] . . . Yes, she

[Cm] loves you . and you [Cm] know you should be [D7] glad . . . [D7] . . .

She [G] said you hurt her [Em7] so . . she [Bm] al-most lost her [D7] mi-i-ind . And

[G] now she says she [Em7] knows . . you're [Bm] not the hurt-ing [D7] ki-i-ind She says she

[G] loves you . and you [G] know that can't be [Em] bad . . . [Em] . . . Yes, she

[Cm] loves you . and you [Cm] know you should be [D7] gla-ad . . [D7] Oooooooooo!

## Chorus:

She [Em] loves you, yeah . [Em] yeah . yeah .

She [A7] loves you, yeah . [A7] yeah . yeah . with a

[Cm]/// love like that you . [D7] know you should be [G] glad . . . [Em] . . . You

[G] know it's up to [Em7] you . . . [Bm] I think it's on-ly [D7] fai-i-air .

[G] Pride can hurt you [Em7] too . . a-[Bm]pol-o-gise to [D7] her-er-er . Be-cause she

[G] loves you . and you [G] know that can't be [Em] bad . . . [Em] . . . Yes, she

[Cm] loves you . and you [Cm] know you should be [D7] glad . . . [D7] Oooooooooo!

## Chorus:

She [Em] loves you, yeah . [Em] yeah . yeah .

She [A7] loves you, yeah . [A7] yeah . yeah . with a

[Cm]/// love like that you . [D7] know you should be [G] glad . . . [Em] . . . with a

## Outro:

[Cm]/// love like that you . [D7] know you should be [G] glad . . . [Em] . . . with a

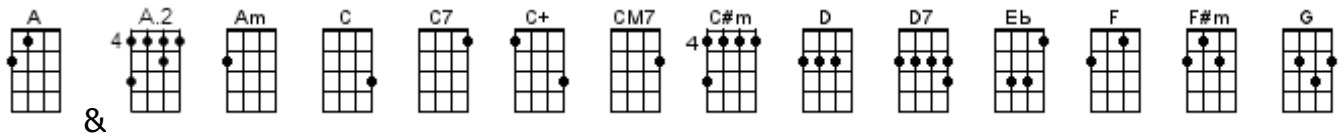
[Cm]/// love like that you . [D7]/ know you sh-ou-ld . be [G] glad . . . [G] . . .

[Em] . . Yeah . yeah . yeah . [C] . . Yeah . yeah . yeah . [G]/ Yeah



# Something

George Harrison 1969 (The Beatles)



< OPTIONAL RIFF ON F, Eb, G, C AND/OR A RUN-UPS >

[F]↓ [F]↓ [Eb]↓ [G]↓ [C] [A]  
 G|-----2--5--2--3-----4-----|--5 OR |--6  
 | 1 + 2 + 3 + 4 + | 1 | 1

**INTRO:** / 1 2 3 4 / [F]↓↓ [Eb]↓ [G]↓ /

[C] Something in the way she moves [Cmaj7]

[C7] Attracts me like no other [F] lover [F]↓ [Am]↓

[D] Something in the way she woo-oo-[G]oos me

I [Am] don't wanna leave her now [Caug]

You [C] know I believe and how [D7] / [F]↓↓ [Eb]↓ [G]↓ /

[C] Somewhere in her smile she knows [Cmaj7]

[C7] That I don't need no other [F] lover [F]↓ [Am]↓

[D] Something in her style that [G] shows me

[Am] Don't wanna leave her now [Caug]

You [C] know I believe and how [D7] / [F]↓↓ [Eb]↓ [G]↓ / [A]<sup>2</sup> /

[A]<sup>2</sup> You're asking [C#m] me will my love [F#m] grow [A]

I don't [D] know, I [G] don't [A] know

E|-5-4-3-2-1-0|

[A]<sup>2</sup> You stick a-[C#m]round now it may [F#m] show [A]

I don't [D] know, I [G] don't [C] know

E|-8-7-5-3-0---|

C|-----2-|

**INSTRUMENTAL:** < OPTIONAL >

[C] Somewhere in her smile she knows [Cmaj7]

[C7] That I don't need no other [F] lover [F]↓ [Am]↓

[D] Something in her style that [G] shows me

[Am] Don't wanna leave her now [Caug]

You [C] know I believe and how [D7] / [F]↓↓ [Eb]↓ [G]↓ /

[C] Something in the way she knows [Cmaj7]

[C7] And all I have to do is [F] think of her [F]↓ [Am]↓

[D] Something in the things she [G] shows me

I [Am] don't wanna leave her now [Caug]

You [C] know I believe and how [D7]

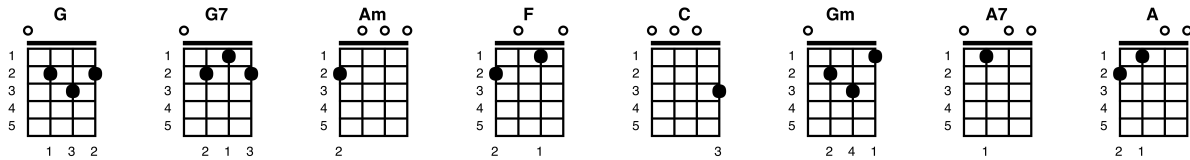
/ [F]↓↓ [Eb]↓ [G]↓ / [A] / [F]↓↓ [Eb]↓ [G]↓ / [C]↓

[www.bytownukulele.ca](http://www.bytownukulele.ca)

# Strawberry Fields Forever

The Beatles-John Lennon, ©1967

Key of C



## Intro:

[G] [G7] [Am]-[G] [F]/ [C]/

## Chorus:

Let me take you [C] down, cause I'm go-ing [Gm] to . Strawberry [Gm] Fields . . .  
[A7] . . Nothing is [A7] real . . and [F] nothing to get [A] hung about . .  
[F] Straw-ber-ry Fi-elds for-[C]/ever . . .

[G] Living is easy with [G7] eyes . closed . [Am] mis-under-standing all you [F] see . . .  
[F] . It's getting [G] hard to be some-[C]one but it all works [Am] out .  
[F] . It doesn't [G] matter much to [C] me . [C]/

## Chorus:

Let me take you [C] down, cause I'm go-ing [Gm] to . Strawberry [Gm] Fields . . .  
[A7] . . Nothing is [A7] real . . and [F] nothing to get [A] hung about . .  
[F] Straw-ber-ry Fi-elds for-[C]/ever . . .

[G] No one I think is [G7] in my . tree . [Am] . I mean it must be high or [F] lo-ow . .  
[F] . That is you [G] can't, you know, tune-[C]in but it's a-all [Am] right .  
[F] . That is, I [G] think it's not too [F] bad . [C] . . [C]/

## Chorus:

Let me take you [C] down, cause I'm go-ing [Gm] to . Strawberry [Gm] Fields . . .  
[A7] . . Nothing is [A7] real . . and [F] nothing to get [A] hung about . .  
[F] Straw-ber-ry Fi-elds for-[C]/ever . . .

[G] Al-ways know some-[G7]times think it's me . .  
[Am] but you know I know when it's a [F] dre-eam . .  
[F] . I think a [G] "No" I mean a [C] "Yes" but it's a-a-all [Am] wrong .  
[F] . That is I [G] think I disa-[C]gree . [C]/

## Chorus:

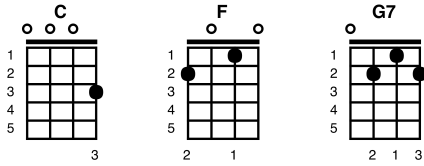
Let me take you [C] down, cause I'm go-ing [Gm] to . Strawberry [Gm] Fields . . .  
[A7] . . Nothing is [A7] real . . and [F] nothing to get [A] hung about . .  
[F] Straw-ber-ry Fi-elds for-[C]/ever . . .

[F] Straw-ber-ry Fi-elds for-[C]ever . . .  
[F] Straw-ber-ry Fi-elds for-[C]ever

# Twist and Shout

Key of C

Phil Medley and Bert Berns, as recorded by the Beatles, ©1964



**Intro:** [C] [F] [G7] [G7]

## Chorus:

Well, shake it up, [C] baby, now

([F] Shake it up, [G7] baby)

Twist and [C] shout

([F] Twist and [G7] shout)

C'mon c'mon, cmon, c'mon [C] baby, now

([F] Come on [G7] baby)

Come on and work it on [C] out

([F] Work it on [G7] out)

## Verse 1:

Well work it on [C] out, honey

([F] Work it on [G7] out)

You know you look so [C] good

([F] Look so [G7] good)

You know you got me [C] goin', now

([F] Got me [G7] goin')

Just like I knew you [C] would

(Like I [F] knew you [G7] would) woo!

## Chorus:

Well, shake it up, [C] baby, now

[F] (Shake it up, [G7] baby)

Twist and [C] shout

([F] Twist and [G7] shout)

C'mon c'mon, cmon, c'mon [C] baby, now

([F] Come on [G7] baby)

Come on and work it on [C] out

([F] Work it on [G7] out) woo!

## Verse 2:

Well you twist you little [C] girl

([F] Twist, little [G7] girl)

You know you twist so [C] fine

([F] Twist so [G7] fine)

Come on and twist a little [C] closer, now

([F] Twist a little [G7] closer)

And let me know that you're [C] mine

([F] know you're [G7] mine) woo!

**Interlude:** [C] [F] [G7] [G7] x4

**Verse 2: (continued)**

Al-----0-----  
El-----1-----3-----1-----0---  
Cl-----0-----0-----2-----  
Gl-----

**[G7]** x6

“Ah”... “Ah”... “Ah”... “Ah”... “Ah”... “Ah”... Woo ...!

**Chorus:**

Well, shake it up, **[C]** baby, now

(**[F]** *Shake it up, [G7] baby*)

Twist and **[C]** shout

(**[F]** *Twist and [G7] shout*)

C'mon c'mon, cmon, c'mon **[C]** baby, now

(**[F]** *Come on [G7] baby*)

Come on and work it on **[C]** out

(**[F]** *Work it on [G7] out*) woo!

**Verse 2:**

Well you twist you little **[C]** girl

(**[F]** *Twist, little [G7] girl*)

You know you twist so **[C]** fine

(**[F]** *Twist so [G7] fine*)

Come on and twist a little **[C]** closer, now

(**[F]** *Twist a little [G7] closer*)

And let me know that you're **[C]** mine

(**[F]** *know you're [G7] mine*) woo!

**Outro:**

Well shake it shake it shake it **[C]** baby now

(**[F]** *shake it up, [G7] baby*)

Well shake it shake it shake it **[C]** baby now

(**[F]** *shake it up, [G7] baby*)

Well shake it shake it shake it **[C]** baby now

(**[F]** *shake it up, [G7] baby*)

**[G7]** **[G7]** **[G7]**

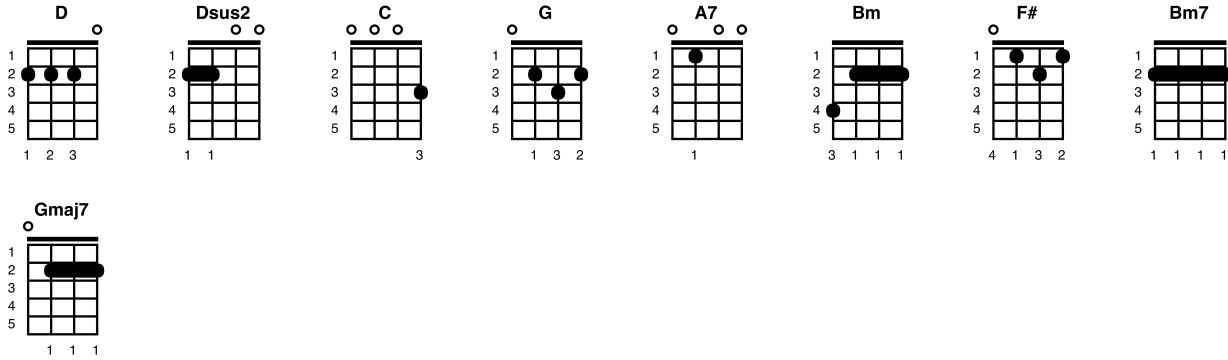
“Ah”... “Ah”... “Ah”...

**[G7]**/ / / / / **[C]**/ **[C]** /

# We Can Work It Out

The Beatles, Paul McCartney and John Lennon, ©1965

Key of D



## Intro: [D] [D]

[D] . Try to see it [Dsus2]/ my [D] way, do I have to  
[Dsus2]/ keep on talking [C] till I can't go [D] on? .  
[D] . While you see it [Dsus2]/ your [D] way, run the risk of  
[Dsus2]/ knowing that our [C] nlove may soon be [D] go-ne  
[G] We can work it [D] out . [G] We can work it [A7] ou-out

[D] . Think of what you're [Dsus2]/ say-[D]ing. You can get it  
[Dsus2] wrong and still you [C] think that it's all [D] right .  
[D] . Think of what I'm [Dsus2]/ say-[D]ing. We can work it  
[Dsus2] out and get it [C] straight or say good [D] ni-i-ight  
[G] We can work it [D] out . [G] We can work it [A7] ou-out

## Bridge:

[Bm] Life is ver-y [Bm] short and there's no [G] ti-i-i-i-[F#]ime, for fussing and  
[Bm]/fight-/ing, /my [Bm7]/friend / / [GM7] / / / [F#] / / /  
[Bm] I have always [Bm] thought that it's a [G] cri-i-i-i-[F#]ime, so I will  
[Bm]/a-/ask /you [Bm7]/once / /a-[GM7]/gain / / [F#] / / /

[D] . Try to see it [Dsus2]/ my [D] way, Only time will  
[Dsus2] tell if I am [C] right or I am [D] wro-ong  
[D] . While you see it [Dsus2]/your [D] way, there's a chance that  
[Dsus2] we might fall a-[C]part before too [D] lo-ong  
[G] We can work it [D] out . [G] We can work it [A7] ou-out

## Bridge:

[Bm] Life is ver-y [Bm] short and there's no [G] ti-i-i-i-[F#]ime, for fussing and  
[Bm]/fight-/ing, /my [Bm7]/friend / / [GM7] / / / [F#] / / /  
[Bm] I have always [Bm] thought that it's a [G] cri-i-i-i-[F#]ime, so I will  
[Bm]/a-/ask /you [Bm7]/once / /a-[GM7]/gain / / [F#] / / /

**Bridge:** *(continued)*

[D] . Try to see it [Dsus2]/ my [D] way, Only time will  
[Dsus2] tell if I am [C] right or I am [D] wro-ong .  
[D] . While you see it  
[Dsus2]/your [D] way, there's a chance that  
[Dsus2] we might fall a-[C]part before too [D] lo-ong  
[G] We can work it [D] out . [G] We can work it [A7] ou-out

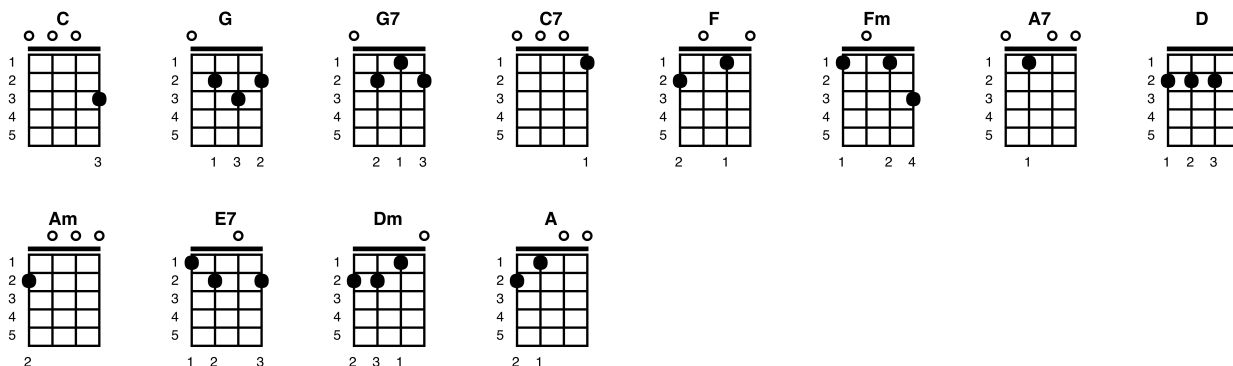
**Outro:**

[D] /// [Dsus2] /// [D] /

# When I'm Sixty Four

Beatles, ©1967

Key of C



## Intro:

[C] [C] [C] [C] [C] [C] [C] [C]  
A |-----0---3---7-7-5-0-3--3--3--3  
E | -0---0-3-0---3---3-----0--0--0--0  
C | ---3-----0-----0--0--0--0  
G |-----0--0--0--0

## Verse 1:

[C] When I get older losing my hair, many years from [G] now (E3 A020 E3)  
[G7] Will you still be sending me a valentine [G7]/ Birthday greetings, [C] bottle of wine?  
[C] If I'd been out till quarter to three [C7] Would you lock the [F] door? . . .  
[F]/ Will you still [Fm]/ need me, [C]/ will you still [A7]/ feed me  
[D]/ When I'm [G7]/ sixty-[C]/ four? [G7]/ [C]/

## Bridge:

[Am] ooh . . . [Am] . . . . [G] . . . . [Am] . . . .  
[Am] You'll be older [E7] too . . . [E7] . . . . [Am] . . . .  
[Am] And . if you [Dm] say . . the [Dm] word . . .  
[F]/ I . [F]/ could . [G]/ stay . [G]/ with . [C] you . . . [G]// . . [G]/ . . (C7 E7 10 A8)

## Verse 2:

[C] I could be handy, mending a fuse, when your lights have [G] gone (E3 A020 E3)  
[G7] You can knit a sweater by the fireside [G7]/ Sunday mornings [C] go for a ride  
[C] Doing the garden, digging the weeds [C7] Who could ask for [F] more?  
[F]/ Will you still [Fm]/ need me, [C]/ will you still [A]/ feed me  
[D]/ When I'm [G7]/ sixty-[C]/ four? [G7]/ [C]/

## Bridge:

[Am] Every summer we can rent a cottage in the Isle of [G] Wight, If it's not too [Am] dear . . .  
[Am] We . shall . scrimp . and . [E7] save . . . [E7] . . . . [Am] . . . .  
[Am] Gra-nd-child-ren [Dm] on . . your [Dm] knee . . .  
[F]/// Vera . [G7]/ Chuck . [G7]/ and . [C] Dave . . . [G]// . . [G]/ . .

**Verse 3:**

[C] Send me a postcard, drop me a line, stating point of [G] view (E3 A020 E3)

[G7] Indicate precisely what you mean to say . [G7] Yours sincerely, [C] wasting away

[C] Give me your answer, fill in a form [C7] . Mine for ever-[F]more . . .

[F]/ Will you still [Fm]/ need me, [C]/ will you still [A]/ feed me

[D]/ When I'm [G7]/ sixty-[C]/ four? [G7]/ [C]/ hoo!

**Outro:**

[C] [C] [F]-[G] [C]/ [G7]/ [C]/

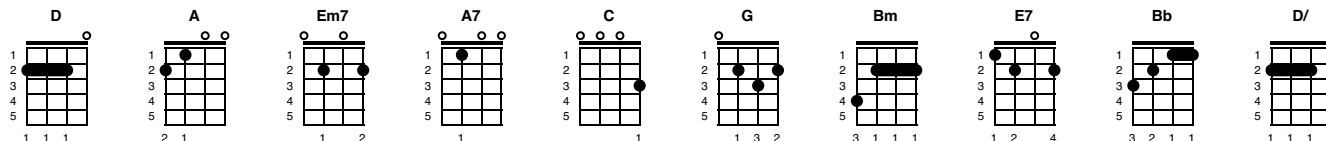


# With a Little Help From My Friends

Key of D

John Lennon and Paul McCartney, 1967

Note: Alt end “Bb->C->D”; keeping the Bb shape & slide up to 3rd fret for “C” and 5th fret for “D”



**Intro:** [D] . . . . [D] . . . .

## Verse 1 & chorus:

[D] What would you [A] think if I [Em7] sang out of tune  
Would you stand up and [A7] walk out on [D] me?  
[D] Lend me your [A] ears and I'll [Em7] sing you a song  
And I'll try not to [A7] sing out of [D] key  
Oh, I get [C] by with a little [G] help from my [D] friends  
Mmm, I get [C] high with a little [G] help from my [D] friends  
Mmm, gonna [C] try with a little [G] help from my [D] friends [A]

## Verse 2 & chorus & bridge:

[D] What do I [A] do when my [Em7] love is a way?  
(Does it worry you to [A7] be a-[D]lone?)  
[D] How do I [A] feel by the [Em7] end of the day?  
(Are you sad because you're [A7] on your [D] own?)  
Oh, I get [C] by with a little [G] help from my [D] friends  
Mmm, I get [C] high with a little [G] help from my [D] friends  
Mmm, gonna [C] try with a little [G] help from my [D] friends  
(Do you [Bm] need any-[E7]body?) I [D] need some-[C]body to [G] love  
(Could it [Bm] be any-[E7]body?) I [D] want some-[C]body to [G] love

## Verse 3 & chorus & bridge:

[D] Would you be-[A]lieve in a [Em7] love at first sight?  
Yes I'm certain that it [A7] happens all the [D] time  
[D] What do you [A] see when you [Em7] turn out the light?  
I can't tell you but I [A7] know it's [D] mine  
Oh, I get [C] by with a little [G] help from my [D] friends  
Mmm, I get [C] high with a little [G] help from my [D] friends  
Mmm, gonna [C] try with a little [G] help from my [D] friends  
(Do you [Bm] need any-[E7]body?) I [D] need some-[C]body to [G] love  
(Could it [Bm] be any-[E7]body?) I [D] want some-[C]body to [G] love

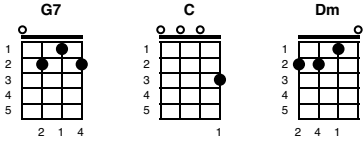
## Outro:

Oh, I get [C] by with a little [G] help from my [D] friends  
Mmm, I get [C] high with a little [G] help from my [D] friends  
Oh, gonna [C] try with a little [G] help from my [D] friends  
Yes I get [C] by with a little help from my [G] friends, with a little help from my [Bb] friends [C] [D/]

# Yellow Submarine

Key of G

Beatles, 1966



## Intro:

[G7] [G7] [G7] [G7]

## Verse 1:

In the [G7] town where I was [C] born, lived a [Dm] man who sailed the [G7] sea,  
And he told us of his [C] life, in the [Dm] land of subma-[G7] rines.  
So we sailed up to the [C] sun, 'til we [Dm] found, the sea of [G7] green,  
And we lived beneath the [C] waves, in our [Dm] yellow subma-[G7] rine.

## Chorus:

[C] We all live in a [G7] yellow submarine, yellow submarine, [C] yellow submarine  
We all live in a [G7] yellow submarine, yellow submarine, [C] yellow submarine.

## Verse 2:

And our [G7] friends are all on [C] board, many [Dm] more of them live next [G7] door,  
And the band begins to [C] play (pause strumming)  
<<Kazoo the Trumpets>>

## Chorus:

[C] We all live in a [G7] yellow submarine, yellow submarine, [C] yellow submarine  
We all live in a [G7] yellow submarine, yellow submarine, [C] yellow submarine.

## Verse 3:

As we [G7] live a life of [C] ease, every [Dm] one of us (everyone of us)  
has all we [G7] need (has all we need),  
Sky of blue (sky of blue) and sea of [C] green (sea of green)  
in our [Dm] yellow (in our yellow ) subma-[G7] rine (submarine).

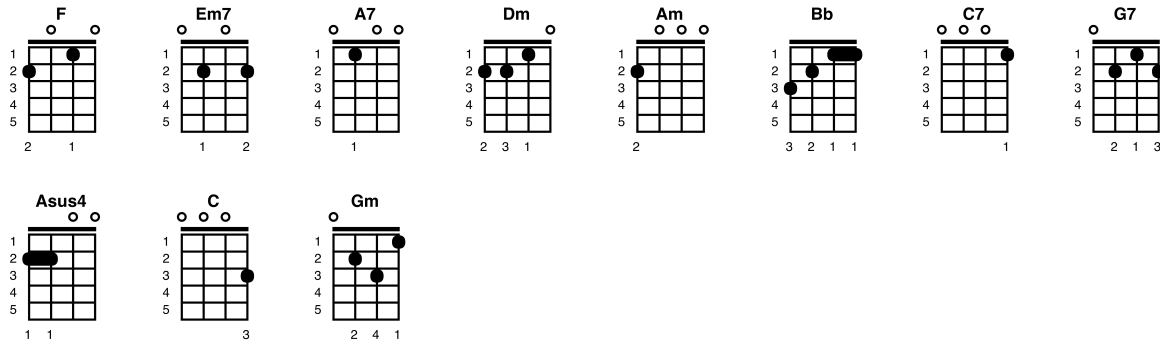
## Chorus fade out:

[C] We all live in a [G7] yellow submarine, yellow submarine, [C] yellow submarine  
[C] We all live in a [G7] yellow submarine, yellow submarine, [C] yellow submarine  
[C] We all live in a [G7] yellow submarine, yellow submarine, [C] yellow submarine

# Yesterday

The Beatles, Paul McCartney, John Lennon, ©1965

Key of F



## Intro: [F] [F]

[F] Yesterday . . [Em7] . All my [A7] troubles seemed so [Dm] far a-way [Am]/  
[Bb] . Now it [C7] looks as though they're [F] here to stay, Oh  
[Dm] I be-[G7]lieve in [Bb] yester-[F]day .

[F] Suddenly . . [Em7] . I'm not [A7] half the man I [Dm] used to be [Am]/  
[Bb] . There's a [C7] shadow hanging [F] over me, Oh  
[Dm] yester-[G7]day came [Bb] sud-den-[F]ly .

## Bridge:

[Asus4] Why . [A7] she . [Dm]/ had [C]/ to [Bb] go I don't  
[Gm] know . she [C7] would-n't [F] say . . .  
[Asus4] I . [A7] said . [Dm]/ some-[C]/thing [Bb] wrong. now I  
[Gm] long for [C7] yester-[F]day . . .

[F] Yesterday . . [Em7] . Love was [A7] such an easy [Dm] game to play [Am]/  
[Bb] . Now I [C7] need a place to [F] hide away, Oh  
[Dm] I be-[G7]lieve in [Bb] yester-[F]day .

## Bridge:

[Asus4] Why . [A7] she . [Dm]/ had [C]/ to [Bb] go I don't  
[Gm] know . she [C7] would-n't [F] say . . .  
[Asus4] I . [A7] said . [Dm]/ some-[C]/thing [Bb] wrong. now I  
[Gm] long for [C7] yester-[F]day-ay-ay-ay

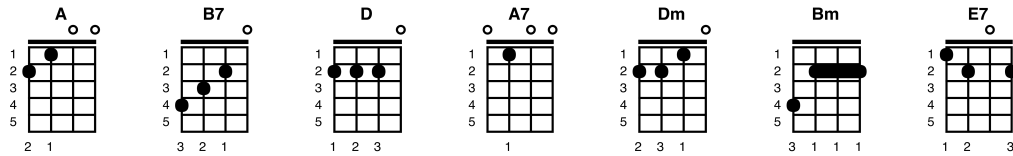
[F] Yesterday . . [Em7] . Love was [A7] such an easy [Dm] game to play [Am]/  
[Bb] . Now I [C7] need a place to [F] hide away, Oh  
[Dm] I be-[G7]lieve in [Bb] yester-[F]day .

**Outro:** [Dm] Mm mm [G7] mm mm [Bb]/ mm [F]/ mm [F]/ mmmmm

# You Won't See Me

Lennon-McCartney © 1965

Key of A



*Note: The echo "you won't see me" can be played on the A string as "0 2 3 4"*

**Intro:** [A] [B7] [D] [A] . . . When I

## Verse 1 & 2:

[A] call, you [B7] up, your [D] line's, en-[A]gaged  
I have [A] had, e-[B7]nough, so [D] act, your [A] age  
We have [A7] lost, the [D] time, that [Dm] was so hard to [A] find  
And I will [A] lose, my [B7] mind if

[D]/ You [A] won't see me (you won't see me)

[D]/ You [A] won't see me (you won't see me)

I don't [A] know, why [B7] you, should [D] want, to [A] hide  
But I [A] can't, get [B7] through, my [D] hands, are [A] tied  
I won't [A7] want, to [D] stay, I [Dm] don't have much to [A] say  
But I get [A] turned, a-[B7]way, and

[D]/ You [A] won't see me (you won't see me)

[D]/ You [A] won't see me (you won't see me)

## Bridge:

[Bm] Time, after [Dm] time, you re-[E7]fuse to even [A] listen  
[B7] I wouldn't mind, if I [D] knew what I was [E7] missin'

## Verse 3:

Though the [A] days, are [B7] few, they're [D] filled, with [A] tears  
And since [A] I, lost [B7] you, it [D] feels, like [A] years  
Yes it [A7] seems, so [D] long [Dm] girl since you've been [A] gone  
And I just [A] can't, go [B7] on, if

[D]/ You [A] won't see me (you won't see me)

[D]/ You [A] won't see me (you won't see me)

## Bridge:

[Bm] Time, after [Dm] time, you re-[E7]fuse to even [A] listen  
[B7] I wouldn't mind, if I [D] knew what I was [E7] missin'

**Repeat Verse 3:**

Though the [A] days, are [B7] few, they're [D] filled, with [A] tears  
And since [A] I, lost [B7] you, it [D] feels, like [A] years  
Yes it [A7] seems, so [D] long [Dm] girl since you've been [A] gone  
And I just [A] can't, go [B7] on, if

[D]/ You [A] won't see me (you won't see me)

[D]/ You [A] won't see me (you won't see me)

[A] [B7] / [D] [A]