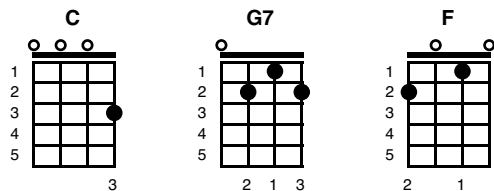


Down on the Corner

Creedence Clearwater Revival, ©1969

Key of C



Intro (play chords OR tab):

Intro (play chords OR tab):

Chord diagrams for C, G7, and F are shown above the first three measures of the intro.

Measure 1: [C] -3-----0----- | -3-----3-----0----- | [G7] -----2----- | [C] -3-----3----- | (x 2)

Measure 2: [F] -8-----5----- | -8-----8-----5----- | [C] -----7----- | [C] -10-----10----- |

Measure 3: [C] -3-----0----- | -3-----3-----0----- | [G7] -----2----- | [C] -3-----3----- |

Verse 1:

[C] Early in the evening, [G7] just around supper [C] time
Over by the courthouse, they're [G7] starting to un[C]wind
[F] Four kids on the corner, [C] trying to bring you up
Willy picks a tune out and he [G7] blows it on the [C] harp

Chorus:

[F] Down on the [C] corner, [G7] out in the [C] street
Willy and the [F] poor boys are [C] playing
Bring a [G7] nickel tap your [C] feet

Verse 2:

[C] Rooster hits the washboard, and [G7] people just gotta [C] smile,
Blinky thumps the gut bass and [G7] solos for a-[C]while
[F] Poor-boy twangs the rhythm out [C] on his Kalamazoo
And Willy goes into a dance and [G7] doubles on Ka-[C]zoo

Chorus:

[F] Down on the [C] corner, [G7] out in the [C] street
Willy and the [F] poor boys are [C] playing
Bring a [G7] nickel tap your [C] feet

Instrumental:

Instrumental notation for guitar, showing four measures of music on a six-string guitar (A and E strings shown). The notation includes fret numbers and chord symbols in brackets.

Measure 1: [C] (A: -3---0---3---, E: -3---3---0---) | Measure 2: [C] (A: -3---3---0---, E: -3---3---0---) | Measure 3: [G7] (A: -3---3---2---, E: -3---3---2---) | Measure 4: [C] (A: -3---3---2---, E: -3---3---2---) | (x 2)

Measure 5: [F] (A: -8---5---8---, E: -8---8---5---) | Measure 6: [F] (A: -8---8---5---, E: -8---8---5---) | Measure 7: [C] (A: -8---7---7---, E: -8---8---8---) | Measure 8: [C] (A: -10---10---, E: -10---10---) |

Measure 9: [C] (A: -3---0---3---, E: -3---3---0---) | Measure 10: [C] (A: -3---3---0---, E: -3---3---0---) | Measure 11: [G7] (A: -3---3---2---, E: -3---3---2---) | Measure 12: [C] (A: -3---3---2---, E: -3---3---2---) |

Chorus:

[F] Down on the [C] corner, [G7] out in the [C] street
Willy and the [F] poor boys are [C] playing
Bring a [G7] nickel tap your [C] feet

Verse 3:

[C] You don't need a penny [G7] just to hang a-[C]round
But if you got a nickel won't you [G7] lay your money [C] down
[F] Over on the corner [C] there's a happy noise
People come from all around to [G7] watch the magic [C] boy

Chorus:

[F] Down on the [C] corner, [G7] out in the [C] street
Willy and the [F] poor boys are [C] playing
Bring a [G7] nickel tap your [C] feet

[F] Down on the [C] corner, [G7] out in the [C] street
Willy and the [F] poor boys are [C] playing
Bring a [G7] nickel tap your [C] feet

Instrumental:

Instrumental notation for guitar, showing four measures of music on a six-string guitar (A and E strings shown). The notation includes fret numbers and chord symbols in brackets.

Measure 1: [C] (A: -3---0---3---, E: -3---3---0---) | Measure 2: [C] (A: -3---3---0---, E: -3---3---0---) | Measure 3: [G7] (A: -3---3---2---, E: -3---3---2---) | Measure 4: [C] (A: -3---3---2---, E: -3---3---2---) | (x 2)

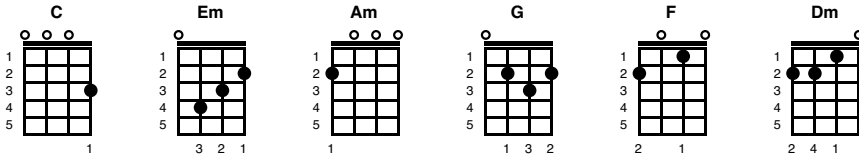
Measure 5: [F] (A: -8---5---8---, E: -8---8---5---) | Measure 6: [F] (A: -8---8---5---, E: -8---8---5---) | Measure 7: [C] (A: -8---7---7---, E: -8---8---8---) | Measure 8: [C] (A: -10---10---, E: -10---10---) |

Measure 9: [C] (A: -3---0---3---, E: -3---3---0---) | Measure 10: [C] (A: -3---3---0---, E: -3---3---0---) | Measure 11: [G7] (A: -3---3---2---, E: -3---3---2---) | Measure 12: [C] (A: -3---3---2---, E: -3---3---2---) |

Count On Me

Bruno Mars, 2010

Key of C



Intro: [C] [C] [C] [C] . . .

Verse:

If you [C] ev-er find your-self stuck [C] in the middle of the [Em] sea [Em] . . .
I'll [Am] sail the world [G] . . . to [F] find you [F] . . .
If you [C] ever find yourself lost [C] in the dark and you can't [Em] see [Em] . . .
I'll [Am] be the light [G] . . . to [F] guide you [F]

Pre-Chorus & Chorus:

[Dm] . . . To [Dm] find out what we're [Em] made of [Em] . . .
When [F] we are called to [F] help our friends in [G] need [G]/
(Tacet) You can [C] count on [C] me like [Em] one, two, [Em] three
I'll be [Am] there [G] . . . and [F] I know when I [F] need it I can
[C] count on [C] you like [Em] four, three, [Em] two and you'll be [Am] there
[G] . . . 'cause [F] that's what friends are [F] supposed to do oh [C] yeah
[C] Wooh ooh ooh ooh [Em] ooh [Em] wooh ooh ooh ooh [Am] ooh [G] ooh [F] yeah [G] . . .

Verse:

If you're [C] tossin' and you're turnin' and you [C] just can't fall a-[Em]sleep [Em] . . .
I'll [Am] sing a song [G] . . . be-[F]side you [F] . . .
And if you [C] ever for-get how [C] much you really mean to [Em] me [Em] . . .
Every [Am] day I will [G] . . . re-[F]mind you [F]

Pre-Chorus & Chorus:

[Dm] . . . To [Dm] find out what we're [Em] made of [Em] . . .
When [F] we are called to [F] help our friends in [G] need [G]/
(Tacet) You can [C] count on [C] me like [Em] one, two, [Em] three
I'll be [Am] there [G] . . . and [F] I know when I [F] need it I can
[C] count on [C] you like [Em] four three [Em] two and you'll be [Am] there
[G] . . . 'cause [F] that's what friends are [F] supposed to do oh [C] yeah
[C] Wooh ooh ooh ooh [Em] ooh [Em] wooh ooh ooh ooh [Am] ooh [G] ooh [F] yeah [G] . . .

Bridge & Chorus:

You'll [Dm] al-ways [Dm] have my [Em] shoul-der [Em] when you [Am] cry [Am] [G] [G] . . .
I'll [Dm] ne-ver [Dm] let go [Em] ne-ver [Em] say good-[F]bye [F] [G]/ You know you can
[C] count on [C] me like [Em] one, two, [Em] three
I'll be [Am] there [G] . . . and [F] I know when I [F] need it I can
[C] count on [C] you like [Em] four, three, [Em] two and you'll be [Am] there
[G] . . . 'cause [F] that's what friends are [F] supposed to do oh [C] yeah

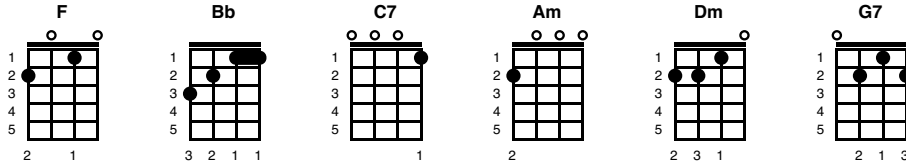
Outro:

[C] Wooh ooh ooh ooh [Em] ooh [Em] wooh ooh ooh ooh [Am] ooh [G] ooh .
You can [F] count on me 'cause [F] I can count on [C]/ you

Rhythm of the Rain

John Gunmoe, ©1962 (as performed by Ka'au Crater Boys)

Key of F



Intro:

turn down

```

A | -8--8--5--5--8--8-3-3-1-1-0-0-
E | --8--8--5--5--8--8-----3
C | -----
G | -----
  
```

Verse 1:

[F] Listen to the rhythm of the [Bb] falling rain
 [F] Telling me just what a fool I've [C7] been
 I [F] wish that it would go and let me [Bb] cry in vain
 And [F]// let me be a-[C7]//lone a-[F]gain

Verse 2:

[F] The only girl I've ever loved has [Bb] gone away
 [F] Looking for a brand new [C7] start
 [F] Little did she know that when she [Bb] left that day
 [F]// Along with her she [C7]// took my [F] heart

Bridge:

[Bb] Rain please tell me that it's [Am] just not fair
 For [Bb] her to steal my heart away when [F] she don't care
 I [Dm] can't love another when my [G7] heart's somewhere
 Far [C7] away (turn down)

Verse 1:

[F] Listen to the rhythm of the [Bb] falling rain
 [F] Telling me just what a fool I've [C7] been
 I [F] wish that it would go and let me [Bb] cry in vain
 And [F]// let me be a-[C7]//lone a-[F]gain

Solo:

```

A | 5-3-3-0-0-----5-3-0-0-0-3-3-----
E | -----3-3-1-3-----1-1-----0-3-1-0
C | -----sl~0-2-----sl~2-4-----
G | -----

A | 5-3-3-0-0-----0-----0 0 0 0
E | -----3-3-1-3-----1---1-3-1-3---0-1---1 1 1 1
C | -----2-----2-----0 0 0 0
G | -----2 2 2 2
  
```

Bridge:

[Bb] Rain please tell me that it's [Am] just not fair
For [Bb] her to steal my heart away when [F] she don't care
I [Dm] can't love another when my [G7] heart's somewhere
Far [C7] away (turn down)

Verse 1:

[F] Listen to the rhythm of the [Bb] falling rain
[F] Telling me just what a fool I've [C7] been
I [F] wish that it would go and let me [Bb] cry in vain
And [F]// let me be a-[C7]//lone a-[F]gain

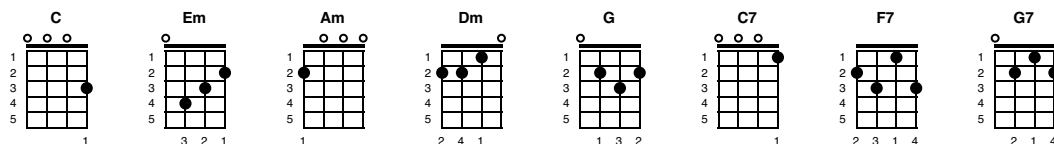
Outro:

And [F]// let me be a-[C7]//lone a-[F]gain
and [F]// let me be a-[C7]//lone a-[F]gain

Can't Buy Me Love

The Beatles

Key of C



1, 2, 3, 4 [C]/ Can't buy me [Em] love [Am], [Em] love [Am]

Can't buy me [Dm] love [G]

Verse 1:

I'll [C] buy you a diamond [C] ring my friend, if it [C7] makes you feel al-[C7]right

I'll [F7] get you any-[F7]thing my friend, if it [C] makes you feel al-[C]right

Cause [G7] I don't care too [F7]/ much for money, [F7] money can't buy me [C] love

Verse 2:

I'll [C] give you all I've [C] got to give, if you [C7] say you love me [C7] too

I [F7] may not have a-[F7]lot to give but what I [C] got I'll give to [C] you

[G7] I don't care too [F7]/ much for money, [F7] money can't buy me [C] love

Chorus:

Can't buy me [Em] love [Am], [Am] everybody tells me [C] so

Can't buy me [Em] love [Am], [Dm] no, no, no, [G7] no

Verse 3:

[C] Say you don't need no [C] diamond rings and [C7] I'll be satis-[C7]fied

[F7] Tell me that you want the [F7] kind of things that [C] money just can't [C] buy

[G7] I don't care too [F7]/ much for money, [F7] money can't buy me [C] love [C] (scream)

Solo (don't sing):

[C] Say you don't need no [C] diamond rings and [C7] I'll be satis-[C7]fied

[F7] Tell me that you want the [F7] kind of things that [C] money just can't [C] buy

[G7] I don't care too [F7]/ much for money, [F7] money can't buy me [C] love

Chorus (sing):

Can't buy me [Em] love [Am], [Am] everybody tells me [C] so

Can't buy me [Em] love [Am], [Dm] no, no, no, [G7] no

Verse & Outro:

[C] Say you don't need no [C] diamond rings and [C7] I'll be satis-[C7]fied

[F7] Tell me that you want the [F7] kind of things that [C] money just can't [C] buy

[G] I don't care too [F7]/ much for money, [F7] money can't buy me [C] love

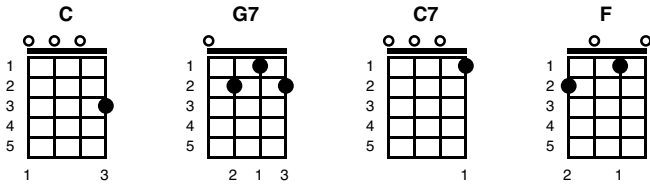
Can't buy me [Em] love [Am], [Em] love [Am]

Can't buy me [Dm] lo-[G]-ove [C]/ oh

Island Style

John Cruz, ©1996

Key of C



[C] [G7] [C] [C7]

Chorus:

On the [F] island, [F] we do it island [C] style [C]
From the [C] mountain to the ocean, from the [G7] windward to the leeward [C] side [C7]
On the [F] island, [F] we do it island [C] style [C]
From the [C] mountain to the ocean, from the [G7] windward to the leeward [C] side [C]

Verse 1:

[C] Mama's in the kitchen cooking [F]// dinner real [C]// nice, beef
[C] stew on the stove lomi [G7]// salmon with the [C]// ice
[C] . We eat and drink and we [F]// sing all [C]// day
[C] . Kanikapila in the [G7]// old Hawaiian [C] way

Chorus:

On the [F] island, [F] we do it island [C] style [C]
From the [C] mountain to the ocean, from the [G7] windward to the leeward [C] side [C7]
On the [F] island, [F] we do it island [C] style [C]
From the [C] mountain to the ocean, from the [G7] windward to the leeward [C] side [C]

Verse 2:

We [C] go grandma's house on the [F]// weekend clean [C]// yard
[C] . If we no go, grandma [G7]// gotta work [C]// hard
[C] . You know my grandma, she like the [F]// poi real [C]// sour
[C] . I love my grandma every [G7]// minute, every [C] hour

Chorus:

On the [F] island, [F] we do it island [C] style [C]
From the [C] mountain to the ocean, from the [G7] windward to the leeward [C] side [C7]
On the [F] island, [F] we do it island [C] style [C]
From the [C] mountain to the ocean, from the [G7] windward to the leeward [C] side [C]

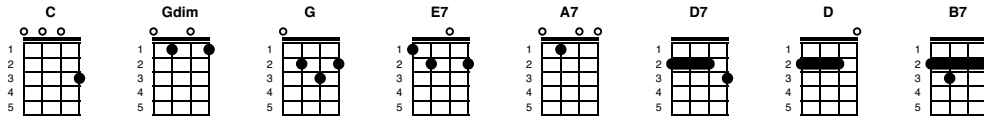
Outro:

From the [C] mountain to the ocean, from the [G7] windward to the leeward [C] side [C]
From the [C] mountain to the ocean, from the [G7] windward to the leeward [C] side [C]/ [G7]/ [C]/

Side By Side

Harry Woods and Gus Kahn, ©1927

Key of G



Intro: (each chord 2 beats)

[C] [Gdim] [G] [E7]
[A7] [D7] [G] [D]/

Verse 1:

Oh we [G] ain't got a [G] barrel of [C] . mo-[G]ney
[G] Maybe we're [G] ragged and [C] . fu-[G]nny
But we'll [C] travel a-[Gdim]long, [G] singin' a [E7] song
[A7] Side [D7] by [G] side [D7]/

Verse 2:

Oh we [G] don't know what's [G] comin' to-[C] . mor-[G]row
[G] Maybe it's [G] trouble and [C] . sor-[G]row
But we'll [C] travel the [Gdim] road, [G] sharin' our [E7] load
[A7] Side [D7] by [G] side [G]

Bridge (each chord 4 beats):

[B7] Through all kinds of [B7] weather
[E7] What if the sky should [E7] fall
Just as [A7] long as we're together
It [D7] really doesn't matter at [D7]/ all (2, 3)

Verse 3:

When they've [G] all had their [G] quarrels and [C] . par-[G]ted
[G] We'll be the [G] same as we [C] . star-[G]ted
But we'll [C] travel a-[Gdim]long, [G] singing a [E7] song
[A7] Side [D7] by [G] side [D7]

Outro:

[A7] Side [D7] by [G] side [E7]

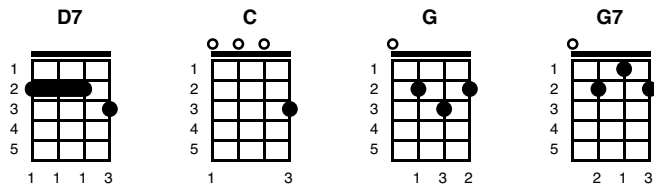
(each chord 4 beats):

[A7] Side... [D7] by... [G] side... [G]/ [Gdim]/ [G]/

Move It On Over

Hank Williams, ©1947

Key of G



Intro: [D7] [C] [G] [D7] (dudududu)

[G] Came in last night at half past ten
That baby of mine [G7] wouldn't let me in
[C] So move it on over (move it on over)
[G] Move it on over (move it on over)
Move [D7] over little dog cause the [C] big dog's moving [G] in [D7] (dudududu)

[G] She's changed the lock on my front door
My door key don't [G7] fit no more
[C] So get it on over (move it on over)
[G] Scoot it on over (move it on over)
[D7] Move over skinny dog cause the [C] fat dog's moving [G] in [D7] (dudududu)

[G] This dog house here is mighty small
But it's better than no [G7] house at all
[C] So ease it on over (move it on over)
[G] Drag it on over (move it on over)
[D7] Move over old dog cause a [C] new dog's moving [G] in [D7] (dudududu)

Instrumental: Bass solo, play softly

[G] This dog house here is mighty small
But it's better than no [G7] house at all
[C] So ease it on over (move it on over)
[G] Drag it on over (move it on over)
[D7] Move over old dog cause a [C] new dog's moving [G] in [D7] (dudududu)

[G] She told me not to play around
But I done let the deal [G7] go down
[C] So pack it on over (move it on over)
[G] Tote it on over (move it on over)
[D7] Move over nice dog cause a [C] mad dog's moving [G] in [D7] (dudududu)

[G] She warned me once, she warned me twice
But I don't take no [G7] one's advice
[C] So scratch it on over (move it on over)
[G] Shake it on over (move it on over)
[D7] Move over short dog cause the [C] tall dog's moving [G] in [D7] (dudududu)

[G] She'll crawl back to me on her knees
I'll be busy [G7] scratching fleas
[C] So slide it on over (move it on over)
[G] Sneak it on over (move it on over)
[D7] Move over good dog cause a [C] bad dog's moving [G] in [D7] (dudududu)

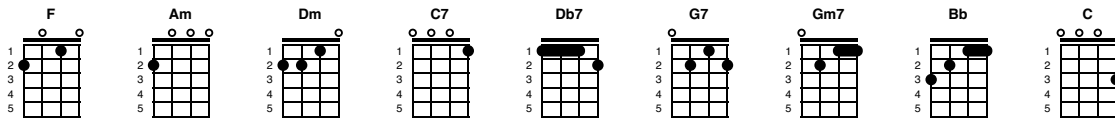
[G] Remember pup, before you whine
That side's yours and [G7] this side's mine
[C] So shove it on over (move it on over)
[G] Sweep it on over (move it on over)
[D7] Move over cold dog cause a [C] hot dog's moving [G] in [G]/

Ukulele Lady

Key of F

Gus Kahn and Richard Whiting, ©1925

Shuffle strum - tutorial <https://youtu.be/PLY5arJ61m4>



Intro: [F] [Am] [Dm] [Am], [F] [Am] [Dm] [Am]

Verse 1:

[F] I saw the splendor [C7] of the [F] moonlight, on Hono-[Db7]lu-[C7]lu [F] Bay
There something tender [C7] in the [F] moonlight on Hono-[Db7]lu-[C7]lu [F] Bay
[Dm] And all the beaches are full of peaches, [Am] who bring their 'ukes' along
[F] And in the glimmer of the moonlight, they love to [G7] sing this [C7] song

Chorus:

If [F] you [Am] like-a [Dm] Ukulele [Am] Lady [F] Ukulele [Am] Lady like-a you [Dm] [Am]
If [Gm7] you [C7] like to linger [Gm7] where it's [C7] shady [Gm7] Ukulele [C7] Lady linger [F] too
If [F] you [Am] kiss a [Dm] Ukulele [Am] Lady [F] while you promise [Am] ever to be [Dm] true [Am]
And [Gm7] she [C7] see an-[Gm7]other Uku-[C7]lele [Gm7] Lady fool a-[C7]round with [F] you

[Bb] Maybe she'll sigh, [F] maybe she'll cry
[G7] Maybe she'll find somebody [C] else bye and [C7] bye

To [F] sing [Am] to [Dm] when it's cool and [Am] shady
[F] Where the tricky [Am] Wicki-Wacki [Dm] woo [Am]
If [Gm7] you [C7] like A [Gm7] Ukulele [C7] Lady [Gm7] Ukulele [C7] Lady like a [F] you

Verse 2:

[F] She used to sing [C7] to me by [F] moonlight on Hono-[Db7]lu-[C7]lu [F] Bay
Fond mem'rys cling to [C7] me by [F] moonlight although I'm [Db7] far [C7] a [F] way
[Dm] Someday I'm going where eyes are glowing [Am] And lips are made to kiss
[F] To see somebody in the moonlight and hear the [G7] song I [C7] miss

Chorus:

If [F] you [Am] like-a [Dm] Ukulele [Am] Lady [F] Ukulele [Am] Lady like-a you [Dm] [Am]
If [Gm7] you [C7] like to linger [Gm7] where it's [C7] shady [Gm7] Ukulele [C7] Lady linger [F] too
If [F] you [Am] kiss a [Dm] Ukulele [Am] Lady [F] while you promise [Am] ever to be [Dm] true [Am]
And [Gm7] she [C7] see an-[Gm7]other Uku-[C7]lele [Gm7] Lady fool a-[C7]round with [F] you

[Bb] Maybe she'll sigh, [F] maybe she'll cry
[G7] Maybe she'll find somebody [C] else bye and [C7] bye

To [F] sing [Am] to [Dm] when it's cool and [Am] shady
[F] Where the tricky [Am] Wicki-Wacki [Dm] woo [Am]
If [Gm7] you [C7] like A [Gm7] Ukulele [C7] Lady [Gm7] Ukulele [C7] Lady like a [F] you

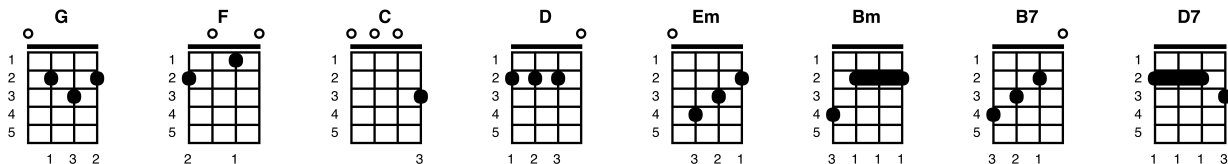
Outro:

[F] You like-a [Bb] me and I [F] like-a [Bb] you, and [F] we lika-a [Bb] both the [F] same [Bb]
[C7] I'd like to say this very day [C7] Ukulele lady like-a [F] you [Am] [Dm] [Am] [F]/

You Got It

Roy Orbison, ©1988

Key of G



Intro: [G] [F]-[C] [G] [F]-[C]

Verse 1:

[G] Every time I look in-[F]to your [C] lovin' [G] eyes . . . [F]-[C]
[G] I see a love that [F] money . [C] just can't [D] buy . . . [F] . . . one

Pre-Chorus:

[G] look . . from [Em] you, . . I [Bm] drift . . a-[D]way . . I
[G] pray . . that [Em] you . . are [Bm] here . . to [D] stay . . .

Chorus 1: 2 beats per chord

[G] . Any-[B7]thing you [Em] want, you [C] got it
[G] . Any-[B7]thing you [Em] need, you [C] got it
[G] . Any-[B7]thing at [Em] all, you [C] got it
[G] Ba-a-a-ay-[D]be-e-e-e! [D]

Chorus Riff: play at the same time as Chorus

A | -2-2-0-0-----2-0---- | -2-2-0-0-----2-0---- | -5-5-6-6-7-----2-0---- | 5--- | 5--- |
E | -----3-----3- | -----3-----3- | -----3-----3- | ---- | ---- |

Verse 2:

[G] Every time I hold you [F] I begin to [C] under-[G]stand . . . [F]-[C]
[G] Everything about you [F] tells me [C] I'm your [D] man . . . [F] . . . I

Pre-Chorus 2:

[G] live (I live) my [Em] life (my life), to
[Bm] be (to be) with [D] you (with you) No
[G] one (no one) can [Em] do (can do) the
[Bm] things (the things) you [D] do-o-o-o

Chorus 2: 2 beats per chord

[G] . Any-[B7]thing you [Em] want, you [C] got it
[G] . Any-[B7]thing you [Em] need, you [C] got it
[G] . Any-[B7]thing at [Em] all, you [C] got it
[G] Ba-a-a-ay-[D]be-e-e-e! [D]

Chorus Riff: play at the same time as Chorus

A | -2-2-0-0-----2-0---- | -2-2-0-0-----2-0---- | -5-5-6-6-7-----2-0---- | 5--- | 5--- |
E | -----3-----3- | -----3-----3- | -----3-----3- | ---- | ---- |

Post-Chorus:

[D] . Anything you [D] want, (you got it)
[D] . Anything you [D] need, (you got it)
[D] . Anything at [D7] a-a-a—aaall!

Chorus 3: 2 beats per chord

[G] . do-do [B7] do do [Em] do, do [C] do do
[G] . do-do [B7] do do [Em] do, do [C] do do
[G] . do-do [B7] do do [Em] do, you [C] got it
[G] [D] [D] . . . I'm

Chorus Riff: play at the same time as Chorus

A	-2-2-0-0-----2-0----	-2-2-0-0-----2-0----	-5-5-6-6-7-----2-0----	5----	5----	
E	-----3-----3-	-----3-----3-	-----3-----3-	-----3-	----	----

Pre-Chorus 3:

[G] glad (I'm glad) to [Em] give (to give) my
[Bm] love (my love) to [D] you (to you) I
[G] know (I know) you [Em] feel (you feel) the
[Bm] way (the way) I [D] do—o-o—o!

Chorus 4: 2 beats per chord

[G] . Any-[B7]thing you [Em] want, you [C] got it
[G] . Any-[B7]thing you [Em] need, you [C] got it
[G] . Any-[B7]thing at [Em] all, you [C] got it
[G] Ba—a-a-ay-[D]be-e—e-e! [D]

Chorus Riff: play at the same time as Chorus


A	-2-2-0-0-----2-0----	-2-2-0-0-----2-0----	-5-5-6-6-7-----2-0----	5----	5----	
E	-----3-----3-	-----3-----3-	-----3-----3-	-----3-	----	----

Outro:

[D] . Anything at [D] all, (you got it)
[D7] Ba—a-a-ay-[D7]be-e—e-e! You [G]// got it!

Key of G

YouTube: <https://youtu.be/xENdD62jLko?feature=shared>



Rubber City Ukes, 5/5/2025, v1.0

[C] . Love was out to [G] get me (do-do do-do)
[C] . That's the way it [G] seemed (do-do do-do)
[C] . Disappointment [G] haunted all my [D] dreams [D]/

Then I saw her [G] face . . .

[C] . . Now I'm a be-[G]liever . .

[C] Hey . . Not a [G] trace . .

[C] . . Of doubt in my [G] mind . .

[C] [G] I'm in loooooooooove . .

[C] . . Now I'm a be-[G]liever . .

[C] . . I be-[G]lieve, I believe, I believe, I believe, I be-[C]lieve, I believe, I believe, I believe,

[G] [C]

Outro:

[G] I . . be-[C]lieve . . .

[G] I . . be-[C]lieve . . .

[G] I . . be-[C]lieve . . .

[G] I . . be-[C]lieve . . .

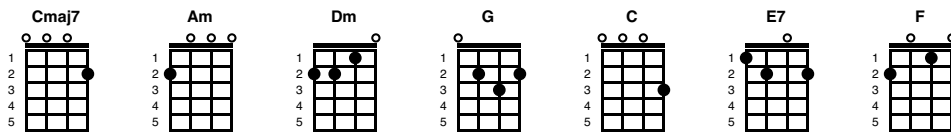
[G] I . . be-[C]lieeeeeeeeeeee-[G]/ve

Flowers

Key of C

Miley Cyrus, Gregory Aldae Hein and Michael Pollack, ©2023

<https://www.youtube.com/watch?v=QNV8iODCAwE>



Intro: [Cmaj7] / 2, 3,

We were [Am]/ good, we were [Dm]/ gold, kind of [G]/ dream that can't be [C]/ sold
We were [Am]/ right 'til we [Dm]/ weren't, built a [G]/ home and watched it [C]/ burn
[Am] I didn't wanna leave you, [Dm] I didn't wanna lie
[E7] Started to cry, then [E7] remembered, I

[Am] . I can buy myself [Dm] flowers, [G] . write my name in the [C] sand
[Am] . Talk to myself for [Dm] hours, [G] . say things you don't under-[C]stand
[Am] . I can take myself [Dm] dancing, [G] . I can hold my own [C] hand
Yeah, I can [F] love me better [E7] than . . you [Am] can

Can love me better, [Dm] I can love me better, baby
[G] Can love me better, [C] I can love me better,

Paint my [Am] nails, cherry [Dm] red, match the [G] roses that you [C] left
No re-[Am]morse, no re-[Dm]gret, I for-[G]get every word you [C] said
[Am] I didn't wanna leave you, [Dm] I didn't wanna fight
[E7] Started to cry, then [E7] remembered I

[Am] . I can buy myself [Dm] flowers, [G] . write my name in the [C] sand
[Am] . Talk to myself for [Dm] hours, [G] . say things you don't under-[C]stand
[Am] . I can take myself [Dm] dancing, [G] . I can hold my own [C] hand
Yeah, I can [F] love me better [E7] than . . you [Am] can

Can love me better, [Dm] I can love me better, baby
[G] Can love me better, [C] I can love me better, baby
[Am] Can love me better, [Dm] I can love me better, baby
[G] Can love me better, [C] I . . .

[Am]/ I didn't wanna leave you. [Dm]/ I didn't wanna fight
[E7]/ Started to cry, [E7]/ remembered I

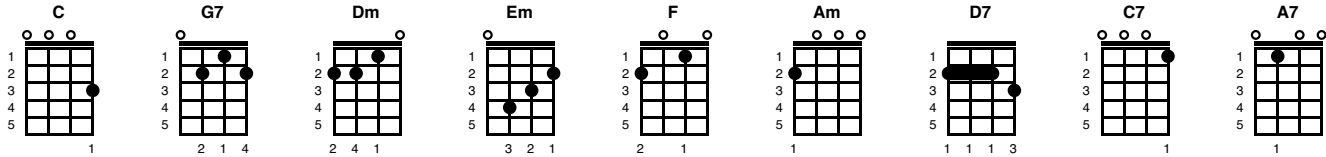
[Am] . I can buy myself [Dm] flowers, [G] . write my name in the [C] sand
[Am] . Talk to myself for [Dm] hours, [G] . say things you don't under-[C]stand
[Am] . I can take myself [Dm] dancing, [G] . I can hold my own [C] hand
Yeah, I can [F] love me better [E7] than . . .
[Am] love me better, [Dm] than . . you [Am] can

Can love me better, [Dm] I can love me better, baby
[G] Can love me better, [C] I can love me better, baby
[Am] Can love me better, [Dm] I can love me better, baby
[G] Can love me better, [C] I [C]/

Daydream Believer

John Stewart

Key of C



Intro: [C] [G7] [C] [C]/

Oh I could [C] hide 'neath the [Dm] wings
Of the [Em] bluebird as she [F] sings
The [C] six-o'clock a-[Am]larm would never [D7] ring [G7]
But it [C] rings and I [Dm] rise
Wash the [Em] sleep out of my [F] eyes
My [C] shaving [Am] razor's [Dm] cold [G7] and it [C] stings [C7]

[F] Cheer up [G7] sleepy [Em] Jean
[F] Oh what [G7] can it [Am] mean [F] to a [C] daydream be-[F]liever
And a [C] home [A7] coming [D7] queen [G7]

[C] You once thought of [Dm] me
As a [Em] white knight on a [F] steed
[C] Now you know how [Am] happy life can [D7] be [G7]
Oh and our [C] good times start and [Dm] end
Without [Em] dollar one to [F] spend
But [C] how much [Am] baby [Dm] do we [G7] really [C] need [C7]

[F] Cheer up [G7] sleepy [Em] Jean
[F] Oh what [G7] can it [Am] mean [F] to a [C] daydream be-[F]liever
And a [C] home [A7] coming [D7] queen [G7]

[F] Cheer up [G7] sleepy [Em] Jean
[F] Oh what [G7] can it [Am] mean [F] to a [C] daydream be-[F]liever
And a [C] home [A7] coming [D7] queen [G7]

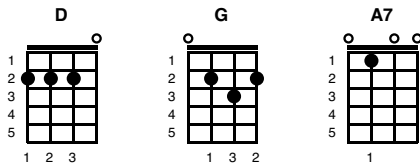
[F] Cheer up [G7] sleepy [Em] Jean
[F] Oh what [G7] can it [Am] mean [F] to a [C] daydream be-[F]liever
And a [C] home [A7] coming [D7] queen [G7] [C]/

Midnight Special

Traditional

Strum: Bluesy strum

Key of D



Verse 1:

[D] [D]/ Well, you wake up in the [G] mornin', you hear the work bell [D] ring
And they march you to the [A7] table, to see the same old [D] thing
Ain't no food upon the [G] table, and no pork up in the [D] pan
If you say a thing a-[A7]bout it, you get in trouble with the [D] man [D]/

Chorus:

Let the midnight [G] special shine a light on [D] me
Let the midnight [A7] special shine a light on [D] me
Let the midnight [G] special shine a light on [D] me
Let the midnight [A7] special [A7]/ shine an ever-lovin' light on [D] me [D]/

Verse 2:

Well yonder come Miss [G] Rosie, how in the world did you [D] know?
By the way she wears her [A7] a-pron, and the dress she [D] wore
Umbrella on her [G] shoulder, piece of paper in her [D] hand
She come to see the [A7] gov'n'or, she wants to free her [D] man [D]/

Chorus:

Let the midnight [G] special shine a light on [D] me
Let the midnight [A7] special shine a light on [D] me
Let the midnight [G] special shine a light on [D] me
Let the midnight [A7] special [A7]/ shine an ever-lovin' light on [D] me [D]/

Verse 3:

If you're ever in [G] Houston, well you better act [D] right
You better not [A7] gamble, and you better not [D] fight
Or the sheriff will [G] grab you, and the boys will bring you [D] down
You can bet your bottom [A7] dollar, you'll be prison [D] bound [D]/

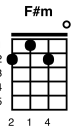
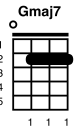
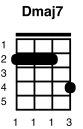
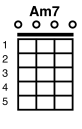
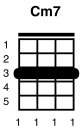
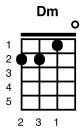
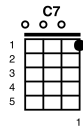
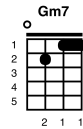
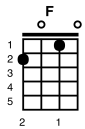
Chorus:

Let the midnight [G] special shine a light on [D] me
Let the midnight [A7] special shine a light on [D] me
Let the midnight [G] special shine a light on [D] me
Let the midnight [A7] special [A7]/ shine an ever-lovin' light on [D] me [D]/
Let the midnight [G] special shine a light on [D] me
Let the midnight [A7] special shine a light on [D] me
Let the midnight [G] special shine a light on [D] me
Let the midnight [A7] special [A7]/ shine an ever-lovin' light on [D] me [D]/

Wouldn't It Be Nice

The Beach Boys, ©1966

Key of F



high G

A	..12....9.. ..12....9.. ..12....9..
E	.9..9.10.10 .9..9.10.10 .9..9.10.10
C	9....9..... 9....9..... 9....9.....
g

low G

A	..2..... ..2..... ..2.....
E2. 2. 2.
C	.1.1.2.2 .1.1.2.2 .1.1.2.2
G	2...2... 2...2... 2...2...

NC Wouldn't it be **[F]** nice if we were **[F]** older and we wouldn't
[Bb] have to wait so **[Gm7]**// long, and
[C7]// wouldn't it be **[F]** nice to live to-**[F]**gether in the kind of
[Bb] world where we be-**[Gm7]**// long **[C7]**//

[Dm] You know it's gonna make it **[Cm7]** that much better
[Dm] When we can say goodnight and **[Am7]** stay to-**[Gm7]**gether

[C7] . . Wouldn't it be **[F]** nice if we could **[F]** wake up in the morning
[Bb] when the day is **[Gm7]**// new, And
[C7]// after having **[F]** spent the day to-**[F]**gether hold each other
[Bb] close the whole night **[Gm7]**// through **[C7]**//

[Dm] What happy times together **[Cm7]** we'd be spending
[Dm] I wish that every kiss was **[Am7]** never . . **[Gm7]** ending . .
[C7] . . Oh, wouldn't it be **[F]** nice . . . **[F]** . . .

[Dmaj7] . Maybe if we **[Gmaj7]** think and wish and hope and pray it **[F#m]** might come true .
[Bm7] . . . **[Dmaj7]** . Maybe then there **[Gmaj7]** wouldn't be a single thing
[F#m] we couldn't do . **[Bm7]** . . We could be **[F#m]** married (we could be
[Bm7] married) And then we'd be **[F#m]** happy (then we'd be **[Bm7]** happy)
 Oh, wouldn't it be **[F]** nice . . . **[F]** . . .

slow down, Bass Solo

[Dm] You know it seems the more we **[Cm7]** talk about it
[Dm] It only makes it worse to **[Am7]** li-v-e with-**[Gm7]**out it . But let's **[Am7]** talk . . a-**[Gm7]**bout it . .

resume tempo (2 parts)

[C7] . . Wouldn't it be **[F]** nice . . . **[F]** . . .
[F] . Baaaa ba ba **[F]** ba ba ba ba

Repeat Twice and Fade

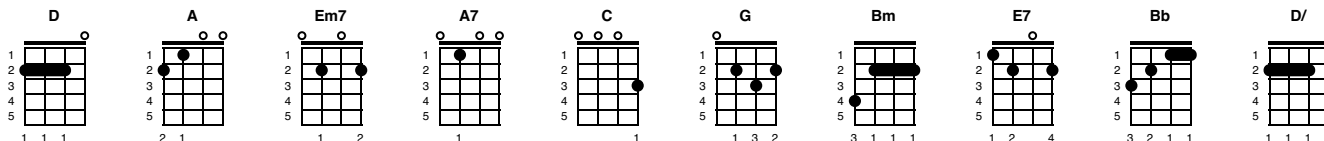
[F] S-l-e-e-p **[F]** tight my ba-by **[F]** G-o-o-d **[F]** night my ba-by **[F]**/
[F] . Baaa ba ba **[F]** ba ba ba ba **[F]** . Baaa ba ba **[F]** ba ba ba ba

With a Little Help From My Friends

Key of D

John Lennon and Paul McCartney, 1967

Note: Alt end “Bb->C->D”; keeping the Bb shape & slide up to 3rd fret for “C” and 5th fret for “D”



Intro: [D] [D]

Verse 1 & chorus:

[D] What would you [A] think if I [Em7] sang out of tune

Would you stand up and [A7] walk out on [D] me?

[D] Lend me your [A] ears and I'll [Em7] sing you a song

And I'll try not to [A7] sing out of [D] key

Oh, I get [C] by with a little [G] help from my [D] friends

Mmm, I get [C] high with a little [G] help from my [D] friends

Mmm, gonna [C] try with a little [G] help from my [D] friends [A]

Verse 2 & chorus & bridge:

[D] What do I [A] do when my [Em7] love is a way?

(Does it worry you to [A7] be a-[D]lone?)

[D] How do I [A] feel by the [Em7] end of the day?

(Are you sad because you're [A7] on your [D] own?)

Oh, I get [C] by with a little [G] help from my [D] friends

Mmm, I get [C] high with a little [G] help from my [D] friends

Mmm, gonna [C] try with a little [G] help from my [D] friends

(Do you [Bm] need any-[E7]body?) I [D] need some-[C]body to [G] love

(Could it [Bm] be any-[E7]body?) I [D] want some-[C]body to [G] love

Verse 3 & chorus & bridge:

[D] Would you be-[A]lieve in a [Em7] love at first sight?)

Yes I'm certain that it [A7] happens all the [D] time

[D] What do you [A] see when you [Em7] turn out the light?)

I can't tell you but I [A7] know it's [D] mine

Oh, I get [C] by with a little [G] help from my [D] friends

Mmm, I get [C] high with a little [G] help from my [D] friends

Mmm, gonna [C] try with a little [G] help from my [D] friends

(Do you [Bm] need any-[E7]body?) I [D] need some-[C]body to [G] love

(Could it [Bm] be any-[E7]body?) I [D] want some-[C]body to [G] love

Outro:

Oh, I get [C] by with a little [G] help from my [D] friends

Mmm, I get [C] high with a little [G] help from my [D] friends

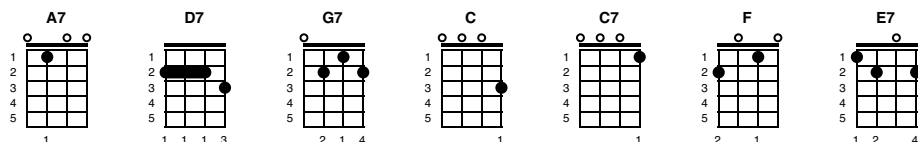
Oh, gonna [C] try with a little [G] help from my [D] friends

Yes I get [C] by with a little help from my [G] friends, with a little help from my [Bb] friends [C] [D/]

Anytime (Beginner)

Key of C

Herbert "Happy" Lawson, 1921; arranged by Deb Cross



SOLO INTRO - DON'T SING OR PLAY:

Any-[A7]-time you're feeling [D7] lonely
Any-[G7]-time you're feeling [C] blue [C7]
Any-[F]-time you feel down [C] hearted [A7]
That will [D7] prove your love for me is [G7] true [G7] /
Any-[A7]-time you're thinking [D7] 'bout me
That's the [G7] time I'll think of [E7] you
So any-[A7]-time you say you [D7] want me back again
That's the [G7] time I'll come back home to [C] you [C] /

START SINGING! Verse 1:

Any-[A7]-time you're feeling [D7] lonely
Any-[G7]-time you're feeling [C] blue [C7]
Any-[F]-time you feel down [C] hearted [A7]
That will [D7] prove your love for me is [G7] true [G7] /
Any-[A7]-time you're thinking [D7] 'bout me
That's the [G7] time I'll think of [E7] you
So any-[A7]-time you say you [D7] want me back again
That's the [G7] time I'll come back home to [C] you [C] /

Verse 2:

Any-[A7]-time your world is [D7] lonely
And you [G7] find true friends are [C] few [C7]
Any-[F]-time you see a [C] rain[A7]bow
That will [D7] be a sign the storm is [G7] through [G7] /
Any-[A7]-time will be the [D7] right time
Any-[G7]-time at all will [E7] do
Any-[A7]-time you say you [D7] want only my love
That's the [G7] time I'll come back home to [C] you [C] /

Outro:

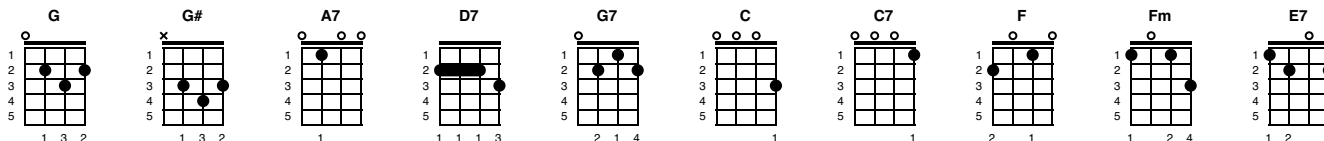
Any-[A7]-time time you're thinking [D7] 'bout me
That's the [G7] time I'll think of [E7] you
Any-[A7]-time you say you [D7] want me back again
That's the [G7] time I'll come back home to [C] you [C] / [G7] / [C] /

Anytime (Intermediate/Advanced)

Key of C

Herbert "Happy" Lawson, 1921; arranged by Deb Cross

Note: G# is just the G shape moved to the 3rd fret + avoid striking the G string



SOLO INTRO - DON'T SING OR PLAY:

[G]/ A-[G#]/-ny-[A7]-time you're feeling [D7] lonely
Any-[G7]-time you're feeling [C] blue [C7]
Any-[F]^time [Fm] you feel down [C] heart-[A7]ed
That will [D7] prove your love for me is [G7] true [G7] /
[G]/ A-[G#]/-ny-[A7]-time you're thinking [D7] 'bout me
That's the [G7]^ time I'll think of [E7] you
Any-[A7]-time you say you [D7] want me back again
That's the [G7] time I'll come back home to [C] you [C] /

START SINGING! Verse 1:

[G]/ A-[G#]/-ny-[A7]-time you're feeling [D7] lonely
Any-[G7]-time you're feeling [C] blue [C7]
Any-[F]^time [Fm] you feel down [C] heart-[A7]ed
That will [D7] prove your love for me is [G7] true [G7] /
[G]/ A-[G#]/-ny-[A7]-time you're thinking [D7] 'bout me
That's the [G7]^ time I'll think of [E7] you
Any-[A7]-time you say you [D7] want me back again
That's the [G7] time I'll come back home to [C] you [C] /

Verse 2:

[G]/ A-[G#]/-ny-[A7]-time your world is [D7] lonely
And you [G7] find true friends are [C] few [C7]
Any-[F]^time you [Fm] see a [C] rain-[A7]-bow
That will [D7] be a sign the storm is [G7] through [G7] /
[G] A-[G#]-ny-[A7]-time will be the [D7] right time
Any-[G7]^time at all will [E7] do
Any-[A7]-time you say you [D7] want only my love
That's the [G7] time I'll come back home to [C] you [C] /

Outro:

[G]/ A-[G#]/-ny-[A7]-time time you're thinking [D7] 'bout me
That's the [G7]^ time I'll think of [E7] you
Any-[A7]-time you say you [D7] want me back again
That's the [G7] time I'll come back home to [C] you [C] / [G7] / [C] /

Anytime (Intermediate/Advanced) Inversions:

^Inversions 1 (line 3)

F Fm6 C A7

5558 6656

Time you feel down hearted

^^Inversions 2 (line 6)

G7 F#7 F7 E7

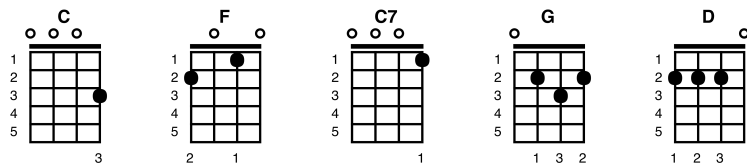
7778 6667 5556 4445

Time I'll think of you

I'm Into Somethin Good

Carol King, Gerry Goffin, ©1964

Key of C



Intro: [C]// [F]// [C]// [F]//

[C] . Woke up this [F] morning [C] feeling [F] fine

[C] There's something [F] special [C] on my [C7] mind

[F] Last night I met a new girl in the neighbor-[C]hood .

[F] Oh . [C] yeah . . .

[G] Something tells me [F] I'm into something [C] good

something [F] tells me, [C] I'm into [F] something

[C] She's the kind of [F] girl who's [C] not too [F] shy

[C] And I can [F] tell I'm [C] her kind of [C7] guy

[F] She danced close to me like I hoped she [C] would

she danced with [F] me like I [C]hoped she [F] would

[G] Something tells me [F] I'm into something [C] good

something [F] tells me, [C] I'm into [F] something

[G] . We only danced for a minute or two, but then she

[C] stuck close to [F] me the [C] whole night [C7] through

[G] . Can I be falling in love?

[D] She's everything I've been [F] dreaming [G] of

She's everything I've been [D] dreaming [G] of

[C] I walked her [F] home and she [C] held my [F] hand

[C] I knew it [F] couldn't be just a [C] one night [C7] stand

[F] So I asked to see her next week

and she told me I [C] could

I asked to [F] see her and she [C] told me I [F] could

[G] Something tells me [F] I'm into something [C] good

something [F] tells me, [C] I'm into [F] something

[G] We only danced for a minute or two

But then she [C] stuck close to [F] me the [C] whole night through

[G] Can I be falling in love

[D] She's everything I've been [F] dreaming [G] of

She's everything I've been [D] dreaming [G] of

[C] . I walked her [F] home and she [C] held my [F] hand
[C] I knew it couldn't [F] be just a [C] one night [C7] stand
[F] So I asked to see her next week
and she told me I [C] could

I asked to [F] see her and she [C] told me I [F] could

[G] Something tells me [F] I'm into something [C] good
something [F] tells me [C] I'm into [F] something
something

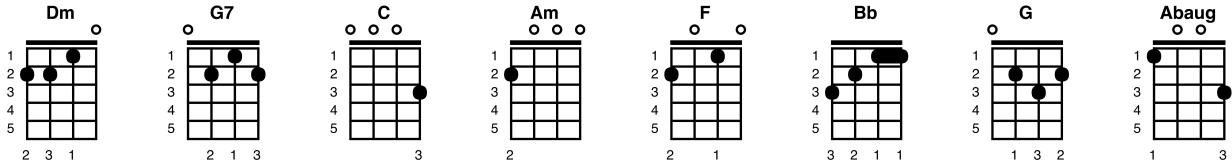
[G] good, oh [F] yeah, something [C] good
something [F] tells me, [C] I'm into [F] something
something

[G] good, something [F] good, something [C]// good [F]// [C]/

All My Loving

Beatles, Lennon/McCartney, ©1963

Key of Dm



Intro: 1, 2, 3, 4 - 1, 2

(first note "F")

Verse 1:

Close your [Dm] eyes and I'll [G7] kiss you, to-[C]morrow I'll [Am] miss you,
Re-[F]member I'll [Dm] always be [Bb] true . . . [G7] . . and then
[Dm] while I'm a-[G7]way I'll write [C] home every-[Am]day . and I'll
[F] send all my [G] loving to [C] you . . . [C]/ .

Verse 2:

I'll pre-[Dm] tend that I'm [G7] kissing, the [C] lips I am [Am] missing
And [F] hope that my [Dm] dreams will come [Bb] true . . . [G7] . . and then
[Dm] while I'm a-[G7]way I'll write [C] home every-[Am]day . and I'll
[F] send all my [G] loving to [C] you . . . [C]/ .

Chorus:

All my [Am] loving [Abaug] I will send to [C] you . . . [C] . . All my
[Am] loving, [Abaug] darling I'll be [C] true . . . [C]/ . . .

Solo:

[F] [F] [C] [C] [Dm] [G] [C] [C]/ .

Verse 1:

Close your [Dm] eyes and I'll [G7] kiss you, to-[C]morrow I'll [Am] miss you,
Re-[F]member I'll [Dm] always be [Bb] true . . . [G7] . . and then
[Dm] while I'm a-[G7]way I'll write [C] home every-[Am]day . and I'll
[F] send all my [G] loving to [C] you . . . [C]/ .

Chorus:

All my [Am] loving [Abaug] I will send to [C] you . . . [C] . . All my
[Am] loving, [Abaug] darling I'll be [C] true . . . [C]/ .

Outro:

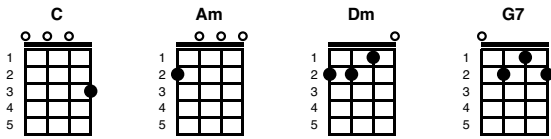
All my [Am] loving . . [Am] . . All my [C] loving . Ooh [C] Ooh . All my
[Am] loving . . [Am] . . I will send to [C] you . . . [C]/

Don't Get Me Wrong

Key of Am

Chrissie Hynde and the Pretenders, ©1986

Hear this song at: http://www.youtube.com/watch?v=D_Bj8wrXslk



Intro: [C] [C] [Am] [Am] [Dm] [Dm] [G7] [G7]

[G7] . . Don't [G7] get me [C] wrong, [C]
[C] . . . If [C] I'm looking kind of [Am] dazzled [Am]
[Am] . . . [Am] I see [Dm] neon lights, [Dm]
[Dm] . . . When-[Dm]ever you walk [G7] by [G7]
[G7] . . Don't [G7] get me [C] wrong, [C]
[C] . . . If [C] you say hello and [Am] I take a ride [Am]
[Am] . . . Up-[Am]on a sea where [Dm] the mystic moon, [Dm]
[Dm] . . . Is [Dm] playing havoc [G7] with the [G7] tide [G7]
[G7] . . Don't [G7] get me [C] wrong [C]

[Am] [Am] [Dm] [Dm] [G7] [G7]

[G7] . . Don't [G7] get me [C] wrong, [C]
[C] . . . If I'm [C] acting so dis-[Am]tracted [Am]
[Am] . . . I'm [Am] thinking about the [Dm] fireworks, [Dm]
[Dm] . . . That [Dm] go off when you [G7] smile [G7]
[G7] . . Don't [G7] get me [C] wrong, [C]
[C] . . . If I [C] split like light re-[Am]fracted [Am]
[Am] . . . I'm [Am] only off to wan-[Dm]der, [Dm]
[G7] . . . A-[G7]cross a moonlit [C] . mile . . [C]

[Dm]/// Once in a [G7]///// while [Dm]/// two people [G7]///// meet
[Dm]/// Seemingly for no [G7]///// reason, They just [Dm]/// pass on the [G7]///// street
[Dm]/// Suddenly [G7]///// thunder [Dm]/// showers every-[G7]/////where
[G7] Who can explain the [G7] thunder and rain, but there's [G7] something in the [G7] air

[C] [C] [Am] [Am] [Dm] [Dm] [G7] [G7]

[G7] . . Don't [G7] get me [C] wrong, [C]
[C] . . . If I [C] come and go like [Am] fashion [Am]
[Am] . . . I [Am] might be great to-[Dm]morrow, [Dm]
[Dm] . . . But [Dm] hopeless yester-[G7]day [G7]
[G7] . . Don't [G7] get me [C] wrong, [C]
[C] . . . If I [C] fall in the mode of [Am] passion [Am]
[Am] . . . It [Am] might be unbe-[Dm]lievable [Dm]
[G7] . . . But [G7] let's not say so [Am] long [Am]
[Am] . . . It [Am] might just be fan-[Dm]tastic [Dm]
[G7] . . Don't [G7] get me [Am] wrong [Am] [Am] [Am] [Am]/

By Robert Hunter & Jerry Garcia (1970)

G **C** **D** **A_m** **A**

Diagram illustrating the fretboard positions for the chords G, C, D, A_m, and A, showing the placement of fingers on the strings and frets.

Intro:

. . . | **G** . . . | . . . | **C** . . . | . . . | . . . | . . . | . . . | **G**
 A 0 2 0 2 0
 E 3 3 0 2 3 3 0 0 2 3 0
 C 0 2 3 0 2 3 3 0 0 2 3 0
 G 4 2 4 3 3 0 2 3 3 0 0 2 3 0

. . . | **G** . . . | . . . | **C** . . . | . . . | **G** . . . | **D** . . . | **C** . . . | **G** . . . |
 A . . . 0 2 0 2 . . . 0 2 . . . 2 3 0 . . . 0 . . .
 E . . . 3 . . . 3 0 . . . 3 . . . 0 3 3 3 . . .
 C 0 2 .
 G 4 2 4 .

G If my words did glow _____ with the go-**C** old of sun—shine—
and my tunes— were pla—**G** yed on the harp— un—strung
Would you hear my voice— come thro—**C** ugh the mu—sic—?
Would you hold— **G** i—**D** it near— **C** as it— **G** were your own?

It's a hand-me-down— The thoughts are broken— **C**

Per-haps they're better— left un—sung— **G**

I don't know— don't re-eally ca—re— **C**

G Let— there be songs— **D** to fill the air— **C** **G** **A**—2—0— **F**—3—

Chorus: **A**m . . . | . . . | **D** . . . | . . .
 Ri—ip—ple | in— still wa—a—ter—
 . | **G** . . . | **C** . . . | **A** . . . | **D** .
 Where there is no peb—ble | tossed Nor wind—to— blow—
 . | **G** . . . | . | **C** . . . | . . .
 Reach out your— hand— if your cu—up be emp—ty—
 . | . . . | . | . . . | **G** .
 If your cup— is full— may it be— a—gain

Let it be— known— there i— is a foun— tain—

G that— was not made— **D** by the— hands of **C** men **G**

There is a— road— no si— mple high— way—

Be— tween— the dawn— and the dark— of— night **G**

And if you— go— no o— one may fol— low— **C**

G That— path is for— **D** your steps a— lone— **C** **G**

A—2—0—
E—3

Chorus: Am Ri— ip— ple in— still wa— a— ter— **D**

G Where there is no peb— ble **C** tossed **A** Nor wind— to— **D** blow—

G You who— choose— to le— ead must fol— low— **C**

But if— you fall— you fall— a— lone **G**

If you should stand— then who— o's to guide— you— ? **C**

G If I— kne— ew the way— **D** I would— take you **C** home **G**

Ending: G Lada da da Daa— La da— ah da Da— Da— **C**

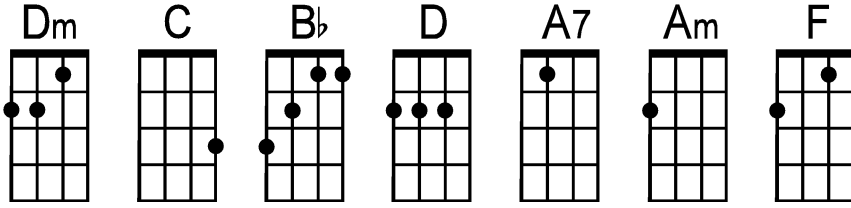
Lada Da— da dada— Lada Da— Da— Da **G**

Lada da da Daa— La da— ah da Da— Da— **C**

G La— Da Da Da— **D** La— da— Da Da **C** **G** Daa—

Happy Together (key of Dm)

by Gary Bonner and Alan Gordon (1967)



Intro: Dm . . . | | |
 A: -----
 E: ---1-0-----1-0-----
 C: ---2-2-2---0h2-2-0-2---2-2-2---0h2-2-0-2---
 G: ---2-2-2---2---2-2-2---2-2-2---2---2-2---

I-magine me and you, I do, I think a-bout you day and night, it's only right
 To think a-bout the girl you love, and hold her tight, so happy— to-geth-er—
 If I should call you up, in-vest a dime— and you say you be-long to me— and ease my mind—
 (call you up) (ease my mind)
 I-magine how the world could be, so very fine, so happy— to-geth-er—
 (ve— ry— fine—)

Chorus: D . . . | Am . . . | D . . . | F . . . |
 I can't see me loving no-body but you— for all my— life—
 D . . . | Am . . . | D . . . | F . . . |
 When you're with me, baby, the skies'll be blue— for all my— life—

Dm . . . | C . . . |
 Me and you, and you and me, no matter how they toss the dice, it had to be
 (You— and— me—) (had— to— be—)
 Bb . . . | A7 . . . |
 The only one for me is you, and you for me, so happy— to- geth-er—
 (You— for— me—)

Chorus: D . . . | Am . . . | D . . . | F . . . |
 I can't see me loving no-body but you— for all my— life—
 D . . . | Am . . . | D . . . | F . . . |
 When you're with me, baby, the skies'll be blue— for all my— life—

Dm . . . | C . . . |
 Me and you, and you and me, no matter how they toss the dice, it had to be
 (You— and— me—) (had— to— be—)
 Bb . . . | A7 . . . |
 The only one for me is you, and you for me, so happy— to- geth-er—
 (You— for— me—)

Chorus 2: **D** . . . | **Am** . . . | **D** . . . | **F** . . . |
Ba ba ba ba baba ba ba baba ba baba ba ba—

D . . . | **Am** . . . | **D** . . . | **F** . . . | . . . |
Ba ba ba ba baba ba ba baba ba baba ba ba—

Dm . . . | . . . | **C** . . . | . . . |
Me and you, and you and me, no matter how they toss the dice, it had to be.

. . . | **Bb** . . . | . . . | **A7** . . . | **Dm** . . . |
The only one for me is you, and you for me, so happy— to— geth— er. (oo-oo-oo— oo—)

. . . | **A7** . . . | **Dm** . . . | **A7** . . . |
So happy to— geth— er (oo-oo— oo— oo—), how is— the weath— er— ?
(ba— ba ba—ba—

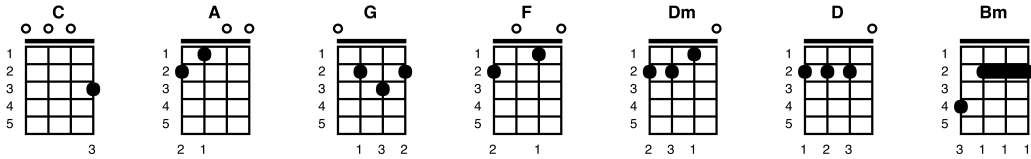
Dm . . . | **A7** . . . | **Dm** . . . | **A7** . . . |
So happy— to— geth— er— We're happy— to— geth— er—
ba— ba ba—ba— ba— ba ba—ba— ba— ba ba—ba— ba— ba ba—ba—

Dm . . . | **A7** . . . | **Dm** . . . | **A7** . . . | **D**
Happy— to— geth— er— so happy— to— geth— er—
ba— ba ba—ba— ba— ba ba—ba— ba— ba ba—ba— ba—

Proud Mary

Creedence Clearwater Revival, ©1969

Key of D



Intro:

[C] d u d [A] u u u [C] d u d [A] u u u [C] d u d [A] u [G] u [F] u [Dm] u [F] d [D] u
[D] dudududu [D] dudududu

Verse 1:

[D] Left a good job in the city . . .
[D] Working for the man every night and day .
[D] But I never lost one minute of sleep-ing
[D] Worrying 'bout the way that things might have been .

Chorus:

[A] Big wheel keep on turn-ing . . [Bm] Proud Mary keep on [G] burn-ing . .
[D] rollin' . . rollin' . . rollin' on the river

Verse 2:

[D] Cleaned a lot of plates in Memphis . .
[D] Pumped a lot of pain down in New Orleans .
[D] But I never saw the good side of the city .
[D] Until I hitched a ride on the Riverboat Queen .

Chorus:

[A] Big wheel keep on turn-ing . . [Bm] Proud Mary keep on [G] burn-ing . .
[D] rollin', (*rollin'*), rollin' (*rollin'*), rollin' on the river

[C] d u d [A] u u u [C] d u d [A] u u u [C] d u d [A] u [G] u [F] u [Dm] u [F] d [D] u
[D] dudududu [D] dudududu

[D] rollin', (*rollin'*), rollin' (*rollin'*), rollin' on the river

[C] d u d [A] u u u [C] d u d [A] u u u [C] d u d [A] u [G] u [F] u [Dm] u [F] d [D] u
[D] dudududu [D] dudududu

Verse 3:

[D] If you come down to the river . .
[D] I bet you gonna find some people who live .
[D] And you don't have to worry if you got no money
[D] People on the river are happy to give .

Chorus:

[A] Big wheel keep on turn-ing . . [Bm] Proud Mary keep on [G] burn-ing . .
[D] rollin', (*rollin'*), rollin' (*rollin'*), rollin' on the river
[D] rollin', (*rollin'*), rollin' (*rollin'*), rollin' on the river

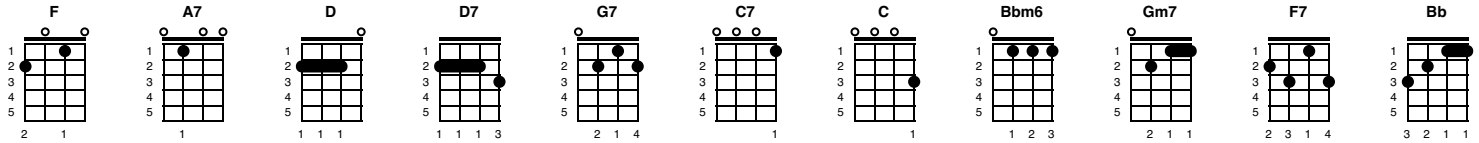
Outro:

[C] d u d [A] u u u [C] d u d [A] u u u [C] d u d [A] u [G] u [F] u [Dm] u [F] d [D] u
[D] dudududu [D] dudududu [D]/

We'll Meet Again

Key of F

Ross Parker and Hughie Charles, 1939



Intro (4 beats each chord):

[F] [A7] [D] [D7] [G7] [C7] [F] [C]

Verse:

[F] We'll meet a-[A7]gain, don't know [D] where, don't know [D7] when
But I [G7] know we'll meet again some sunny [Bbm6] day [C7]
[F] Keep smilin' [A7] through just like [D] you always [D7] do
'Til the [G7] blue skies drive the [Gm7] dark clouds [C7] far a-[F]way

Bridge:

So will you [F7] please say "hello" to the folks that I know, tell them [Bb] I won't be long
They'll be [G7] happy to know that as you saw me go
I was [C7] sing-[Gm7]ing this [Bbm6] song [C7]

Verse:

[F] We'll meet a-[A7]gain, don't know [D] where, don't know [D7] when
But I [G7] know we'll meet a-[Gm7]gain some [C7] sunny [F] day [F]

Instrumental (don't sing):

[F] We'll meet a-[A7]gain, don't know [D] where, don't know [D7] when
But I [G7] know we'll meet again some sunny [Bbm6] day [C7]
[F] Keep smilin' [A7] through just like [D] you always [D7] do
'Til the [G7] blue skies drive the [Gm7] dark clouds [C7] far a-[F]way

Bridge (sing):

So will you [F7] please say "hello" to the folks that I know, tell them [Bb] I won't be long
They'll be [G7] happy to know that as you saw me go
I was [C7] sing-[Gm7]ing this [Bbm6] song [C7]

Verse:

[F] We'll meet a-[A7]gain, don't know [D] where, don't know [D7] when
But I [G7] know we'll meet a-[Gm7]gain some [C7] sunny [F] day [F]

Tag:

But I [G7] know we'll meet a-[Gm7]gain some [C7] sunny [F] day [F]
Bar3, Bar4, Bar5 (slight pause) [F]