

9 To 5 RCU v1.0	11
12-Bar Blues Shuffle RCU	12
26 Miles (Santa Catalina) RCU V1.0	13
A Crazy Little Thing Called Love RCU v1.1	14
Addams Family Theme RCU V2.0	16
All I Have To Do Is Dream RCU V2.0	18
All My Loving RCU v2.3	19
All of Me RCU V1.0	20
America the Beautiful RCU V1.0	21
Anytime (Beginner) RCU V2.0	22
Anytime (Intermediate-Advanced) RCU V2.0	23
Armed Forces Medley RCU V1.0	25
Baby Beluga RCU V1.0	26
Baby Shark RCU V1.0	27
Bad Moon Rising RCU V1.0	28
Banana Boat Song RCU V1.0	29
Beach Baby RCU v1.1	30
Beer Barrel Polka RCU v1.0	31
Be My Baby RCU V1.0	32
Besame Mucho RCU v1.0	33
Between the Devil and the Deep Blue Sea - v5	34
Big Rock Candy Mountain RCU V1.0 2	36
Bill Baily, Won't You please Come Home RCU v2.0	37
Blow the man down-abridged RCU v1.0	38
Blow the Man Down RCU V1.0	39
Blue Bayou RCU V3.0	41
Blue Moon - SJUCv3b	42
Blue Skies RCU v1.1	43
Bring Me Sunshine RCU v1.1	44
Brown Eyed Girl RCU V4.0	45

Buffalo Girls RCU v3.0	47
Build Me Up Buttercup RCU V1.1	48
Burning Down the House RCU v1.0	50
Bye Bye Love RCU V1.0	52
By the Light of the Silvery Moon RCU v1.0	53
California Girls RCU V1.0	54
Can't Buy Me Love RCU V2.0	55
Can't Help Falling in Love RCU V1.0	56
Cheeseburger In Paradise RCU v1.0	57
Choo Choo Ch'Boogie RCU V3.0	59
City of New Orleans RCU v1.0	60
Close to You RCU v1.0	62
Cold, Cold Heart RCU v3.1	64
Come and Get Your Love RCU V1.0	65
Come On Up to the House RCU V2.0	67
Come Together RCU v2.1 2	69
Count On Me RCU v1.0	70
Cripple Creek RCU v2.0	71
Crying Time RCU v2.0	72
Dance Dance Dance RCU v1.0	73
Dancing in the Street RCU v2.1	74
Danny Boy RCU v2.0	75
Daydream Believer RCU v1.0	76
Dock of the Bay RCU V1.2	77
Donald Where's Your Troosers? RCU v1.0	78
Don't Fear The Reaper RCU v1.0	79
Don't Fence Me In RCU v1.1	81
Don't Get Me Wrong RCU v2.1	82
Don't Worry Be Happy RCU V2.0	83
Down By The Bay RCU V1.0	84

Down In The River To Pray RCU v1.0	85
Down in the Valley RCU v4.1	86
Down on the Corner RCU v2.0	87
Do You Believe In Magic RCU v1.1	89
Do You Want To Know A Secret RCU v1.0	90
Dream Baby RCU V1.0	91
Drunken Sailor RCU V3.0	92
Dueling Ukuleles RCU V1.0	93
Eight Days a Week RCU v2.1	94
Erie Canal Song (The) RCU V2.0	95
Ex's and Oh's RCU v1.0	97
Finnegan's Wake RCU v2.0	98
Firework RCU v2.1 G	99
Five Foot Two RCU v1.1	101
Flowers RCU v2.0	102
Folsom Prison Blues RCU V1.2	103
Freight Train RCU v2.1	104
Fun, Fun, Fun RCU v1.0	105
Galway Bay RCU v2.0	106
Ghostbusters RCU V2.0	107
God Bless America RCU V1.0	109
God Bless The USA RCU V1.0	110
Goin' Down the Road Feeling Bad RCU v1.0	111
Good Day, Sunshine SJUC 3b	112
Good Night, Irene RCU V1.0	113
Goo Goo Muck RCU v1.1	114
Hanalei Moon RCU Hawaiian v2.1	115
Hands Are For Clapping RCU V1.0	116
Hang on Sloopy	117
Happy Birthday RCU V1.0	118

Happy Together SJUC v4b	119
Has Anybody Seen My Ghoul RCU 1.0	121
Have You Ever Seen the Rain RCU v2.2	122
Heartaches By the Number RCU v1.0	123
Heart And Soul-Play that Song RCU V1.0	124
Here Comes the Sun RCU v1.0	125
Heroes RCU v1.0	127
Hey, Soul Sister RCU V2.0	128
Hey! Oh Hi! Hello! RCU V1.0	129
Hey Jude RCU v1.0	130
Hey There Delilah RCU v1.0	131
Home on the Range RCU V2.0	133
Hotel California RCU v1.0	134
Hound Dog RCU v1.1	136
House Of The Rising Sun RCU V2.0	137
How Sweet It Is (To Be Loved By You) RCU V1.0	138
I'm a Believer RCU v1.0	139
I'm Looking Over A Four Leaf Clover RCU v2.0	141
I'm So Lonesome I Could Cry RCU V1.0	142
I am a Pilgrim RCU v2.0	143
I Can See Clearly Now RCU v3.1	144
I Don't Want to Set the World on Fire RCU V2.0	145
If I Had a Hammer RCU v3.0	146
If I Had a Hammer RCU V3.0 Key Of G	147
If You Could Read My Mind RCU V1.0	148
I Melt with You RCU v1.0	149
In My Merry Oldsmobile RCU v1.0	150
In my Room SJUC V4c	151
In the Jailhouse Now RCU v2.0	152
Irene, Goodnight RCU v1.0	153

I Saw Her Standing There - v2c	154
Island Style RCU Hawaiian v3.1	156
I Still Haven't Found What I'm Looking For RCU v1.0	157
It's A Small World RCU V1.0	158
It's Beginning To Smell A Lot Like Pumpkin RCU V2.0	159
It's Been A Long, Long Time RCU V1.0	160
I Wanna Be Sedated RCU V1.0	161
I Want Candy RCU v1.1	162
I Want to Hold Your Hand RCU v1.0	163
I'll Fly Away RCU V3.0	164
I'll Follow the Sun SJUC v5	165
I'm Into Somethin Good RCU v1.0	166
I've Been Working on the Railroad - Goodnight Ladies RCU V3.0	168
Jamaica Farewell RCU v1.2	169
Jump In The Line RCU V1.0	171
Just My Imagination (Running Away With Me) RCU V1.0	172
Keep on the Sunny Side RCU v4.1	173
King of the Road RCU V1.0	174
Knock Three Times RCU V2.0	175
Kokomo RCU V1.0	176
Lady Madonna RCU v1.0	177
Last Train To Clarksville RCU v2.0	179
Lava - Abridged RCU v1.0	180
Lean on Me RCU v1.0	181
Let it Be RCU V1.0	183
Lion Sleeps Tonight RCU v2.1	184
Little Red Riding Hood RCU v1.0	186
Loch Lomond RCU v1.0	187
Lonely Boy RCU v1.0	188
Love Grows Where My Rosemary Goes RCU v1.1	189

Love Is All Around	191
Love Potion No. 9 RCU V3.0	192
L-O-V-E RCU v1.1 key of C	193
MacNamaras Band RCU v2.0	194
Maggie May RCU v1.1	195
Make Your Own Kind of Music RCU V1.0	197
Maneater RCU v1.1	198
Margaritaville SJUC	199
Marry You RCU v1.0	201
Mickey Mouse Club March RCU v1.0	202
Midnight Special RCU v4.1	203
Molly Malone RCU v2.0	204
Momma Tried SJUC v1b	205
Monster Mash (The) RCU V2.0	207
Moondance RCU v1.0	209
Moonshadow SJUCv2	211
Move It On Over RCU v1.1	213
Mr. Sun RCU V1.0	215
My Bonnie Lies Over The Ocean RCU v1.0	216
My Country, 'Tis of Thee RCU V1.0	217
My Girl RCU V1.0	218
My Wild Irish Rose RCU v2.0	219
No Particular Place to Go RCU v1.0	220
Norwegian Wood RCU v1.1	221
Nowhere Man RCU V1.0	222
Ob La Di Ob La Da RCU v1.1	223
Octopus's Garden RCU v1.0	225
Old Town Road RCU V1.0	227
On the Road Again RCU V3.1	228
On Top of Spaghetti RCU V1.0	229

Our Day Will Come RCU v2.0 _____	230
Over the River and Through the Woods RCU V2.0 _____	232
Paint it Black RCU V1.5 _____	233
Pennsylvania Polka RCU v1.0 _____	234
People are Strange RCU v1.0 _____	235
Play the Uke (All Day) RCU v1.0 _____	236
Proud Mary RCU v1.0 _____	237
Purple People Eater (The) RCU V1.0 _____	239
Put a Little Love in Your Heart RCU V1.0 _____	241
Ragtime Cowboy Joe RCU v1.0 _____	242
Raindrops Keep Fallin' On My Head RCU V1.0 _____	243
Red River Valley RCU v1.0 _____	244
Rhythm of the Rain Rcu 1.1 _____	245
Ring of Fire RCU V1.0 _____	247
Ripple SJUC v7d _____	248
Riptide RCU V1.0 _____	250
Rockin Robin SJUC _____	252
Rockin' Pneumonia and the Boogie Woogie Flu RCU v1.0 _____	254
Rock This Town RCU v2.0 _____	255
Rocky Top RCU V4.0 _____	256
Roll in My Sweet Baby's Arms RCU v1.1 _____	257
Scooby Doo Theme RCU v1.1 _____	258
Sea Shanty Medley RCU v1.0 _____	259
Sergeant Peppers Lonely Hearts RCU v1.0 _____	261
Shake My Sillies Out RCU V1.0 _____	262
Should I Stay Or Should I Go RCU v2.0 _____	263
Shut up and Dance - v1b _____	264
Side By Side RCU V1.0 _____	266
Singing the Blues (Beginner) RCU V2.0 _____	267
Singing the Blues (Int-Adv) RCU V2.0 _____	268

Sittin' on the Dock of the Bay RCU V1.2	269
Sloop John B RCU v2.1	270
Somewhere Over the Rainbow RCU Hawaiian V2.0	271
Spiderman RCU V2.0	272
Spooky RCU V2.0	273
Spooky Scaryland RCU v1.1	274
Stand by Me (with tabs) RCU V1.0	275
Stand by Me RCU v2.1	277
Stray Cat Strut RCU v1.1	278
Summer In The City RCU v1.0	279
Summertime RCU v1.0	280
Surfin' Safari RCU V1.0	281
Sway RCU v2.0	282
Sweet Caroline RCU V3.0	283
Sweet Georgia Brown RCU v2.1	285
Sweet Pea RCU v1.0	286
Take Me Home, Country Roads RCU V2.0	287
Take Me Out to the Ballgame RCU V2.0	288
Taps or Day is Done RCU V1.0	289
Teach Your Children Well	290
That's an Irish Lullaby RCU v2.0	291
The Band Played On RCU v2.1	292
The Battle Hymn of the Republic RCU V1.0	293
The Lion Takes Control RCU V1.0	294
There's a Kind Of Hush RCU V2.0	296
These Boots Are Made For Walking RCU v1.0	297
The Star-Spangled Banner RCU V1.0	298
The Tide is High RCU V1.0	299
The Unicorn RCU v2.0	300
The Wellerman Song RCU V1.0	302

They're Red Hot RCU V2.0	304
This Land is Your Land RCU v1.2	305
Those Were The Days RCU V1.0	306
Three Little Birds RCU v1.1	307
Time After Time RCU V1.0	308
Time Warp RCU V1.0	309
Tip-toe Thru the Tulips RCU V2.0	310
Tonight You Belong to Me SJUC v4d	311
Twist and Shout RCU v1.0	312
Ukulele-(Hallelujah) RCU v1.0.pdf	315
Ukulele Lady RCU Hawaiian V2.0	316
Under the Boardwalk SJUCv3	317
Up on the Roof RCU v1.0	318
Wabash Cannonball RCU v1.0	319
Wagon Wheel RCU v1.1	320
Wayfaring Stranger RCU V 2.0	321
Wayfaring Stranger tabs V2.0	322
We'll Meet Again RCU V2.0	324
We're Going to Be Friends RCU V1.0	325
What The World Needs Now	326
When I'm Sixty Four RCU v1.0	327
When Irish Eyes Are Smiling RCU v2.0	329
When Johnny Comes Marching Home RCU V1.0	330
When The Saints Go Marching In RCU V1.0	331
Whip It RCU v1.0	332
Whiskey in the Jar RCU V1.0	334
Wildflowers RCU V1.0	336
Wild Rover RCU v1.0	337
Wildwood flower	338
Will the Circle Be Unbroken (in C) RCU V3.0	339

Wishing On A Star RCU V1.0	340
With a Little Help From My Friends RCU V2.0	341
Wonderful World SJUC v3a	342
Worried Man Blues RCU v1.0	343
Wouldn't It Be Nice RCU V1.0	344
Yellow Submarine RCU V1.0	345
Yes Sir, That's My Baby RCU V2.0	346
YMCA RCU v1.0	347
You Are My Sunshine RCU V3.0	349
You Got It RCU v1.0	350
You Won't See Me RCU V1.0	352
You're A Grand Old Flag RCU V1.0	353
You've Got a Friend RCU V1.2	354
Zombie RCU v1.0	356

9 To 5

Dolly Parton, 1980

Key of D

Intro:

[D] / / / / | / / / / | / / / / | / / / / | (Repeat 1x)
A | ----- | ----- | ----- | ----- |
E | ----- | ----- | ----- | -----0- |
C | -2-2-2-2- | -2-2-2-2- | -2-2-2-2- | -2---0--- |
G | ----- | ----- | ----- | ---2----- |

Verse 1 & Chorus 1:

[D] Tumble out of bed and I stumble to the kitchen [G] pour myself a cup of ambition
[D] And yawn and stretch and try to come to [A] life
[D] Jump in the shower and the blood starts pumping [G] out on the street the traffic starts jumping
With [D] folks like me on the [A] job from 9 to [D] 5 [D]/

Working [G] 9 to 5, what a way to make a living, barely [D] getting by, it's all taking and no giving
They just [G] use your mind and they never give you credit
It's [E7]/ enough to drive you [A]/ crazy if you let it
[G] 9 to 5, for service and devotion, you would [D] think that I would deserve a fair promotion
Want to [G] move ahead but the boss won't seem to let me
I [E7]/ swear sometimes, that man is [A]/ out to get me (repeat Intro: [D]//// [D]//// [D]//// [D]////)

Verse 2 & Chorus 2:

They [D] let you dream just to watch them shatter, you're [G] just a step on the boss man's ladder
But [D] you've got dreams he'll never take a-[A]way
You're [D] in the same boat with a lot of your friends [G] waiting for the day your ship'll come in
The [D] tides gonna turn and it's [A] all gonna roll your [D] way [D]/

Working [G] 9 to 5, what a way to make a living, barely [D] getting by, it's all taking and no giving
They just [G] use your mind and they never give you credit
It's [E7]/ enough to drive you [A]/ crazy if you let it
Working [G] 9 to 5, yeah they've got you where they want you
There's a [D] better life, and you think about it don't you
It's a [G] rich man's game, no matter what they call it
And you [E7]/ spend your life putting [A]/ money in his wallet

Outro:

[G] 9 to 5, what a way to make a living, barely [D] getting by, it's all taking and no giving
They just [G] use your mind and they never give you credit
It's [E7]/ enough to drive you [A]/ crazy if you let it
[G] 9 to 5 [G]
Working [D] 9 to 5 [D]
Working [G] 9 to 5 [G]
Working [D]/ 9 to 5 [D] (tremolo)

12-Bar Blues Shuffle

arranged by Deb Cross

Key of C

Chords: 4 beats per chord

[C] [C] [C] [C]

[F] [F] [C] [C]

[G7] [F] [C] [G7]

Walking Bass

A	3-3-3-3-	3-3-3-3-	3-3-3-3-	3-----
E	-----	-----	-----	0-----
C	-----	-----	-----	0-----
G	0-2-3-2-	0-2-3-2-	0-2-3-2-	0-----

A	-----	-----	3-3-3-3-	3-3-3-3-
E	1-----	-----	-----	-----
C	0-2-3-2-	0-2-3-2-	-----	-----
G	2-2-2-2-	2-2-2-2-	0-2-3-2-	0-2-3-2-

A	2-----	0-----	3-----	2-----
E	1-----	1-----	0-----	1-----
C	2-----	0-----	0-----	2-----
G	0-----	2-----	0-----	0-----

Nashville System

I I I I

IV IV I I

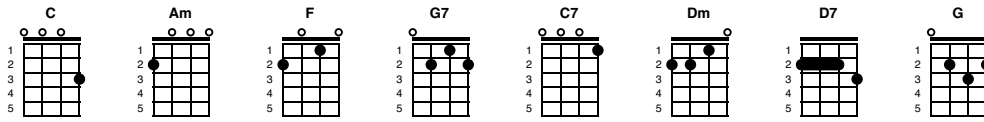
V IV I V

26 Miles (Santa Catalina)

Key of C

Four Preps, ©1957

Play along with capo at 1st fret: http://www.youtube.com/watch?v=cdMEx609X_8



Intro: [C] [Am] [F] [G7]

[C] Twenty-six [Am] miles a-[F]cross the [G7] sea
[C] Santa Cata-[Am]lina is a [F] waitin' for [G7] me
[C] Santa Cata-[Am]lina the [F] island [G7] of ro-[C]mance
Ro-[Am]mance ro-[F]mance ro-[G7]mance

[C] Water all a-[Am]round it [F] every-[G7]where
[C] Tropical [Am] trees and the [F] salty [G7] air
But for [C] me the [Am] thing that's a [F] waitin' [G7] there
Ro[C]mance [F] [C] [C7]

It [Dm] seems so [G7] distant [C] twenty six [Am] miles away
[Dm] Restin' in the [G7] water se-[C]rene [C7]
I'd [Dm] work for [G7] anyone [C] even the [Am] Navy
Who would [D7] float me to [D7] my island [G] dream [G7]

[C] Twenty six [Am] miles so [F] near yet [G7] far
I'd [C] swim with just some [Am] water wings [F] and my gui-[G7]tar
I could [C] leave the [Am] wings
But I'll [F] need the gui-[G7]tar for ro-[C]mance
Ro-[Am]mance ro-[F]mance ro-[G7]mance

[C] Twenty-six [Am] miles a-[F]cross the [G7] sea
[C] Santa Cata-[Am]lina is a [F] waitin' for [G7] me
[C] Santa Cata-[Am]lina the [F] island [G7] of ro-[C]mance [F] [C] [C7]

A [Dm] tropical [G7] heaven [C] out in the [Am] ocean
[Dm] Covered with [G7] trees and [C] girls [C7]
If [Dm] I have to [G7] swim I'll [C] do it for-[Am]ever
'Til I'm [D7] gazin' on those [D7] island [G] pearls [G7]

[C] Forty kilo-[Am]metres in a [F] leaky old [G7] boat
[C] Any old [Am] thing that'll [F] stay a-[G7]float
When [C] we ar-[Am]rive we'll [F] all pro-[G7]mote ro-[C]mance
Ro-[Am]mance ro-[F]mance ro-[G7]mance

[C] Twenty-six [Am] miles a-[F]cross the [G7] sea
[C] Santa Cata-[Am]lina is a [F] waitin' for [G7] me
[C] Santa Cata-[Am]lina the [F] island [G7] of ro-[C]mance
fade away
Ro-[Am]mance ro-[F]mance ro-[G7]mance [C]/

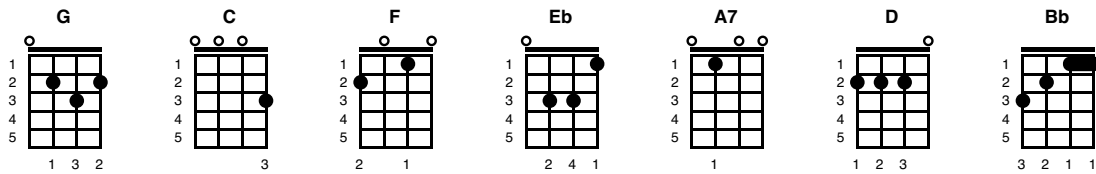
Crazy Little Thing Called Love

Key of G

Queen, Freddie Mercury, ©1979

Strum: dudu-udu (refer to Austin City Ukes tutorial: <https://youtu.be/EqnmvxvGsrKE>)

Note: // = 2 beats otherwise all chords = 4 beats



Intro: [G] [G] [G] [G]

Verse 1 & 2:

This [G] thing . . called [G] love . . I [C] just . . can't [F]// han-dle [C]// it
This [G] thing . . called [G] love . . I [C] must . . get [F]// 'round to [C]// it
I ain't [G] ready . . . [Eb]// Crazy little [F]// thing called [G] love [G]/ (2, 3)
This [G] thing (this thing) called [G] love (called love)
It [C] cries (like a baby) in a [F]// cradle all [C]// night
It [G] swings (wooo-ooo) it [G] gives, (wooo-ooo)
It [C] shakes all over like a [F]// jelly-[C]//fish
I kinda [G] like it . . . [Eb]// Crazy little [F]// thing called [G] love [G]/

Bridge:

There goes my [C] ba-a-by, [C] . . . she [F] knows how to rock 'n [C] roll
She drives me [Eb] cra-a-zy [Eb] . . . she gives me [A7]// hot and cold [D]// fever
Then she [Bb]/ leaves me in a cool, cool sweat

Interlude:

			[A7] / / /	[A7] / / /	[D] /
A	-----	-----	-0-0-0--0-0-0-	-0-0-0-	
E	----3-2-1----	-----	-0-0-0--0-0-0-	-2-----	
C	-----	----2-1-0----	-1-1-1--1-1-1-	-2-----	
G	-----	-----	-2-2-2--2-2-2-	-2-----	

Verse 3:

I gotta be [G] cool . . re-[G]lax . . get [C] hip . . and get [F]// on my [C]// tracks
Take a [G] back set . . hitch-[G]hike, and [C] take a long ride on my [F]// motor-[C]//bike
Until I'm [G] ready . . . [Eb]// Crazy little [F]// thing called [G] love [G]/

Bridge:

There goes my [C] ba-a-by, [C] . . . she [F] knows how to rock 'n [C] roll
She drives me [Eb] cra-a-zy [Eb] . . . she gives me [A7]// hot and cold [D]// fever
Then she [Bb]/ leaves me in a cool, cool sweat

Interlude:

			[A7] /// [A7] /// [D] /
A	-----	-----	-0-0-0--0-0-0- -0-----
E	---3-2-1---	-----	-0-0-0--0-0-0- -2-----
C	-----	---2-1-0---	-1-1-1--1-1-1- -2-----
G	-----	-----	-2-2-2--2-2-2- -2-----

Verse 4 (CLAP ONLY):

I gotta be cool . . re-lax . . get hip (get hip) and get on my tracks
Take a back set (ooo-ooo) hitch-hike, and take a long ride on my motor-bike
Until I'm ready (Ready Freddie!) Crazy little thing called love

Verse 5 & Outro:

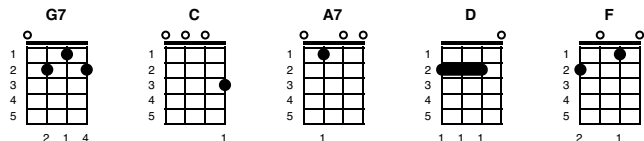
This [G] thing . . called [G] love . . I [C] just . . can't [F]// han-dle [C]// it
This [G] thing . . called [G] love . . I [C] must . . get [F]// 'round to [C]// it
I ain't [G] ready . . . [Eb]// Crazy little [F]// thing called [G] love
[Eb]// Crazy little [F]// thing called [G] love (yeah, yeah)
[Eb]// Crazy little [F]// thing called [G] love (yeah, yeah)
[Eb]// Crazy little [F]// thing called [G] love! [G] [G] [G]/

Addams Family Theme

Key of C

Vic Mizzy, 1964 (arr. V. Walker)

Note: * by a chord = DUD in triplet rhythm x = finger snap



Intro/Chorus:

	[G7]* [C]/ x x	[A7]* [D]/ x x	[A7]* [D]/ [A7]* [D]/	[G7]* [C]/ x x
A	-----	-----	-----	-----
E	-----	-----	-----	-----
C	-----	-----1--2-----	-----1--2-----1--2-----	-----
G	-0-2-4--5-----	-2-4-----	-2-4-----2-4-----	-0-2-4--5-----

	[G7]* [C]/ x x	[A7]* [D]/ x x	[A7]* [D]/ [A7]* [D]/	[G7]* [C]/ x x
A	-----	-----	-----	-----
E	-----	-----	-----	-----
C	-----	-----1--2-----	-----1--2-----1--2-----	-----
G	-0-2-4--5-----	-2-4-----	-2-4-----2-4-----	-0-2-4--5-----

Verses 1 & 2:

They're [C] creepy and they're [F] kooky
Myst-[G7]erious and [C] spooky
They're [C] all together [F] ooky
The [G7] Addams fami-[C]ly

Their [C] house is a mu-[F]seum
Where [G7] people come to [C] see 'em
They [C] really are a [F] scre-am
The [G7] Addams fami-[C]ly

Chorus:

[G7]* [C]/ x x(Neat)
[A7]* [D]/ x x(Sweet)
[A7]* [D]/ [A7]* [D]/
[G7]* [C]/ x (Pe-)x(tite)

Verse 3:

So [C] get a witches [F] shawl on
A [G7] broomstick you can [C] crawl on
We're [C] gonna pay a [F] call on
The [G7] Addams fami-[C]ly

Verse 4 (Kazoo only!):

They're [C] creepy and they're [F] kooky
Myst-[G7]erious and [C] spooky
They're [C] all together [F] ooky
The [G7] Addams fami-[C]ly

Chorus:

[G7]* [C]/ x x(Strange)
[A7]* [D]/ x (De-)x(ranged)
[A7]* [D]/ [A7]* [D]/
[G7]* [C]/ x(Short) x(Changed)

Chorus - repeat with sound effects timed with the snaps:

[G7]* [C]/ x x
[A7]* [D]/ x x
[A7]* [D]/ [A7]* [D]/
[G7]* [C]/ x x

Verse 1 (repeated):

They're [C] creepy and they're [F] kooky
Myst-[G7]erious and [C] spooky
They're [C] all together [F] ooky
The [G7] Ad-dams [G7] fam-i-[C]/-ly [G7]/ [C]/

END OF SONG

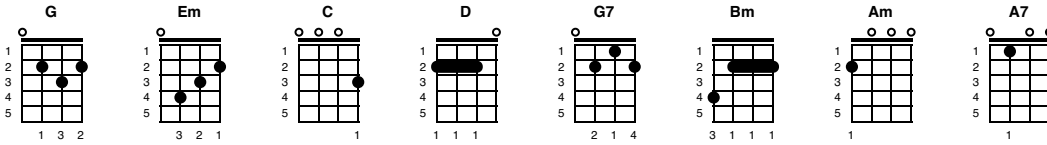
TAB for reference:

	[G7]* [C]/ x x	[A7]* [D]/ x x	[A7]* [D]/ [A7]* [D]/	[G7]* [C]/ x x
A	-----	-----	-----	-----
E	-----	-----	-----	-----
C	-----	-----1--2-----	-----1--2-----1--2----	-----
G	-0-2-4--5-----	-2-4-----	-2-4-----2-4-----	-0-2-4--5-----

All I Have To Do Is Dream

Key of G

Boudleaux Bryant, 1958 - recorded by the Everly Brothers



Intro: [G]/ 2, 3, 4

[G] Drea-ea-ea-ea-[Em]eam, [C] dream, dream, [D] dream
[G] Drea-ea-ea-ea-[Em]eam, [C] dream, dream, [D] dream

When [G] I want [Em] you, [C] in my [D] arms
When [G] I want [Em] you, [C] and all your [D] charms
When-[G]ever I [Em] want you, [C] all I have to [D] do is
[G] Drea-ea-ea-ea-[Em]eam, [C] dream, dream, [D] dream

When [G] I feel [Em] blue, [C] in the [D] night
And [G] I need [Em] you, [C] to hold me [D] tight
When-[G]ever I [Em] want you, [C] all I have to [D] do is
[G] Drea-ea-ea-[C]ea-[G]eam [G7]

[C] I can make you mine, [Bm] taste your lips of wine
[Am] Anytime, [D] night or [G] day [G7]
[C] Only trouble is, [Bm] gee whiz
I'm [A7] dreamin' my life a-[D]way [C] [Bm] [Am]

I [G] need you [Em] so, [C] that I could [D] die
I [G] love you [Em] so, [C] and that is [D] why
When-[G]ever I [Em] want you, [C] all I have to [D] do is
[G] Drea-ea-ea-ea-[Em]eam, [C] dream, dream, [D] dream
[G] Drea-ea-ea-[C]ea-[G]eam [G7]

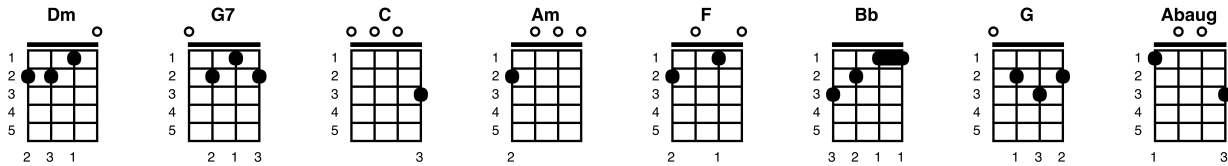
[C] I can make you mine, [Bm] taste your lips of wine
[Am] Anytime, [D] night or [G] day [G7]
[C] Only trouble is, [Bm] gee whiz
I'm [A7] dreamin' my life a-[D]way [C] [Bm] [Am]

I [G] need you [Em] so, [C] that I could [D] die
I [G] love you [Em] so, [C] and that is [D] why
When-[G]ever I [Em] want you, [C] all I have to [D] do is
[G] Drea-ea-ea-ea-[Em]eam, [C] dream, dream, [D] dream
[G] Drea-ea-ea-ea-[Em]eam, [C] dream, dream, [D] dream
[G] Drea-ea-ea-ea-[Em]eam, [C] dream, dream, [D] dream
[G] Drea-ea-ea-[C]//ea-[G]/eam

All My Loving

Beatles, Lennon/McCartney, ©1963

Key of Dm



Intro: 1, 2, 3, 4 - 1, 2

(first note "F")

Verse 1:

Close your [Dm] eyes and I'll [G7] kiss you, to-[C]morrow I'll [Am] miss you,
Re-[F]member I'll [Dm] always be [Bb] true . . . [G7] . . and then
[Dm] while I'm a-[G7]way I'll write [C] home every-[Am]day . and I'll
[F] send all my [G] loving to [C] you . . . [C]/ .

Verse 2:

I'll pre-[Dm] tend that I'm [G7] kissing, the [C] lips I am [Am] missing
And [F] hope that my [Dm] dreams will come [Bb] true . . . [G7] . . and then
[Dm] while I'm a-[G7]way I'll write [C] home every-[Am]day . and I'll
[F] send all my [G] loving to [C] you . . . [C]/ .

Chorus:

All my [Am] loving [Abaug] I will send to [C] you . . . [C] . . All my
[Am] loving, [Abaug] darling I'll be [C] true . . . [C]/ . . .

Solo:

[F] [F] [C] [C] [Dm] [G] [C] [C]/ .

Verse 1:

Close your [Dm] eyes and I'll [G7] kiss you, to-[C]morrow I'll [Am] miss you,
Re-[F]member I'll [Dm] always be [Bb] true . . . [G7] . . and then
[Dm] while I'm a-[G7]way I'll write [C] home every-[Am]day . and I'll
[F] send all my [G] loving to [C] you . . . [C]/ .

Chorus:

All my [Am] loving [Abaug] I will send to [C] you . . . [C] . . All my
[Am] loving, [Abaug] darling I'll be [C] true . . . [C]/ .

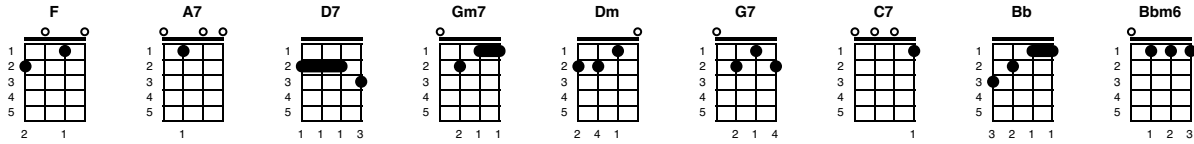
Outro:

All my [Am] loving . . [Am] . . All my [C] loving . Ooh [C] Ooh . All my
[Am] loving . . [Am] . . I will send to [C] you . . . [C]/

All of Me

Key of F

Seymour Simon and Gerald Marks, 1931 (in Billie Holiday's key)



Intro (instrumental):

[F] All of me, why not take [A7] all of me
[D7] Can't you see I'm no good with-[Gm7] out you?
[A7] Take my lips, I want to [Dm] lose them
[G7] Take my arms, I'll never [Gm7] use [C7] them

Sing:

[F] All of me, why not take [A7] all of me
[D7] Can't you see I'm no good with-[Gm7] out you?
[A7] Take my lips, I want to [Dm] lose them
[G7] Take my arms, I'll never [Gm7] use [C7] them

[F] Your good-bye left me with [A7] eyes that cry
[D7] How can I go on dear with-[Gm7] out you?
[Bb] You took the [Bbm6] part that [F] once was my [D7] heart
So [G7] why not [C7] take all of [F] . . me?[Bbm6] . . [F]

Instrumental:

[F] All of me, why not take [A7] all of me
[D7] Can't you see I'm no good with-[Gm7] out you?
[A7] Take my lips, I want to [Dm] lose them
[G7] Take my arms, I'll never [Gm7] use [C7] them

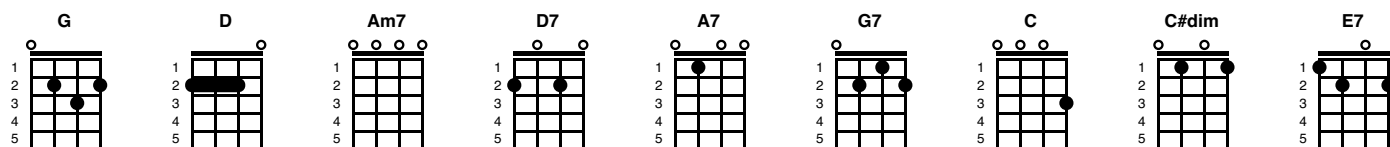
Sing:

[F] Your good-bye left me with [A7] eyes that cry
[D7] How can I go on dear withou-[Gm7] out you?
[Bb] You took the [Bbm6] best, so [F] why not take the [D7] rest?
So [G7] why not [C7] take all of [F] me? [F]
So [G7] why not [C7] take all of [F] . . me?[Bbm6] . . [F](slow long strum)

America the Beautiful

Key of G

Lyrics by Katharine Lee Bates, music by Samuel Augustus Ward, ©1910



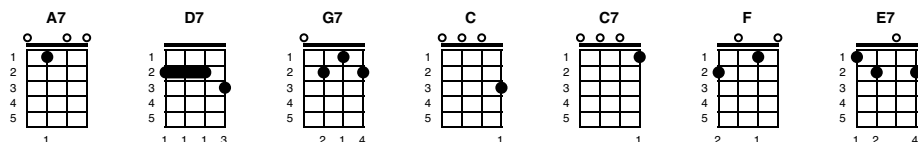
Intro: [G] [G]

Oh, [G] beautiful for [D] spacious skies,
for [Am7] amber [D7] waves of [G] grain.
[D7] For [G] purple mountain [D] majesties,
above the [A7] fruited [D7] plain. [D]
Ameri-[G]ca A-[Am7]mer-i-[D7]ca!
God [Am7] shed His [D7] grace on [G] thee [G7]
And [C] crown thy [C#dim] good with [G] brother-[E7]hood,
from [Am7] sea to [D7] shining [G] sea. [G]

Anytime (Beginner)

Key of C

Herbert "Happy" Lawson, 1921; arranged by Deb Cross



SOLO INTRO - DON'T SING OR PLAY:

Any-[A7]-time you're feeling [D7] lonely
Any-[G7]-time you're feeling [C] blue [C7]
Any-[F]-time you feel down [C] hearted [A7]
That will [D7] prove your love for me is [G7] true [G7] /
Any-[A7]-time you're thinking [D7] 'bout me
That's the [G7] time I'll think of [E7] you
So any-[A7]-time you say you [D7] want me back again
That's the [G7] time I'll come back home to [C] you [C] /

START SINGING! Verse 1:

Any-[A7]-time you're feeling [D7] lonely
Any-[G7]-time you're feeling [C] blue [C7]
Any-[F]-time you feel down [C] hearted [A7]
That will [D7] prove your love for me is [G7] true [G7] /
Any-[A7]-time you're thinking [D7] 'bout me
That's the [G7] time I'll think of [E7] you
So any-[A7]-time you say you [D7] want me back again
That's the [G7] time I'll come back home to [C] you [C] /

Verse 2:

Any-[A7]-time your world is [D7] lonely
And you [G7] find true friends are [C] few [C7]
Any-[F]-time you see a [C] rain[A7]bow
That will [D7] be a sign the storm is [G7] through [G7] /
Any-[A7]-time will be the [D7] right time
Any-[G7]-time at all will [E7] do
Any-[A7]-time you say you [D7] want only my love
That's the [G7] time I'll come back home to [C] you [C] /

Outro:

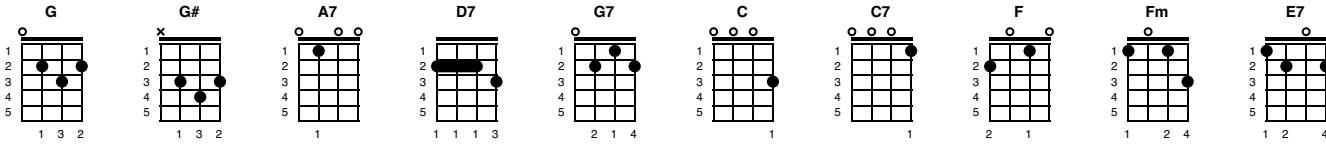
Any-[A7]-time time you're thinking [D7] 'bout me
That's the [G7] time I'll think of [E7] you
Any-[A7]-time you say you [D7] want me back again
That's the [G7] time I'll come back home to [C] you [C] / [G7] / [C] /

Anytime (Intermediate/Advanced)

Key of C

Herbert "Happy" Lawson, 1921; arranged by Deb Cross

Note: G# is just the G shape moved to the 3rd fret + avoid striking the G string



SOLO INTRO - DON'T SING OR PLAY:

[G]/ A-[G#]/-ny-[A7]-time you're feeling [D7] lonely
Any-[G7]-time you're feeling [C] blue [C7]
Any-[F]^time [Fm] you feel down [C] heart-[A7]ed
That will [D7] prove your love for me is [G7] true [G7] /
[G]/ A-[G#]/-ny-[A7]-time you're thinking [D7] 'bout me
That's the [G7]^ time I'll think of [E7] you
Any-[A7]-time you say you [D7] want me back again
That's the [G7] time I'll come back home to [C] you [C] /

START SINGING! Verse 1:

[G]/ A-[G#]/-ny-[A7]-time you're feeling [D7] lonely
Any-[G7]-time you're feeling [C] blue [C7]
Any-[F]^time [Fm] you feel down [C] heart-[A7]ed
That will [D7] prove your love for me is [G7] true [G7] /
[G]/ A-[G#]/-ny-[A7]-time you're thinking [D7] 'bout me
That's the [G7]^ time I'll think of [E7] you
Any-[A7]-time you say you [D7] want me back again
That's the [G7] time I'll come back home to [C] you [C] /

Verse 2:

[G]/ A-[G#]/-ny-[A7]-time your world is [D7] lonely
And you [G7] find true friends are [C] few [C7]
Any-[F]^time you [Fm] see a [C] rain-[A7]-bow
That will [D7] be a sign the storm is [G7] through [G7] /
[G] A-[G#]-ny-[A7]-time will be the [D7] right time
Any-[G7]^time at all will [E7] do
Any-[A7]-time you say you [D7] want only my love
That's the [G7] time I'll come back home to [C] you [C] /

Outro:

[G]/ A-[G#]/-ny-[A7]-time time you're thinking [D7] 'bout me
That's the [G7]^ time I'll think of [E7] you
Any-[A7]-time you say you [D7] want me back again
That's the [G7] time I'll come back home to [C] you [C] / [G7] / [C] /

Anytime (Intermediate/Advanced) Inversions:

^Inversions 1 (line 3)

F Fm6 C A7

5558 6656

Time you feel down hearted

^^Inversions 2 (line 6)

G7 F#7 F7 E7

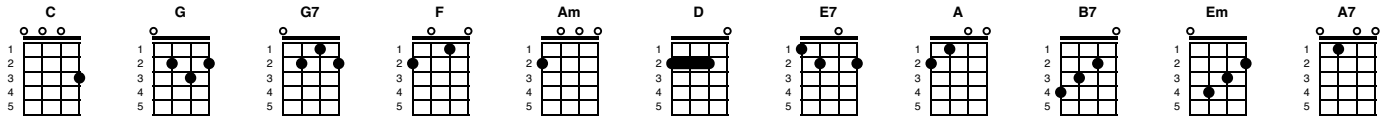
7778 6667 5556 4445

Time I'll think of you

Armed Forces Medley

Key of C

The Army Goes Rolling Along, Edmund L. Gruber and John Phillip Sousa, ©1917; Marines Hymn: Anonymous, ©1942; Anchors Away: Charles A. Zimmermann, ©1887; The US Air Force: Robert Crawford, ©1939; Semper Paratus: Francis S. Van Boskerck, ©1927



THE ARMY GO ROLLING ALONG

[C] [G]

[C] Over hill, over dale, [C] as we hit the dusty trail,
and the [G] caissons go [G7] rolling a-[C]long.
[C] In and out, hear them shout, [C] counter march and right about,
and the [C] caissons go [G7] rolling a-[C]long.
Then it's [C] hi! hi! hee! In the [F] field [C] artillery;
[Am] shout out your [D] numbers loud and [G] strong
For where [C] e'er you [E7] go, [F] you will always [C] know,
that the [G] caissons go [G7] rolling a-[C]long.

MARINES' HYMN

[C] [G]

[C] From the Halls of [G] Monte-[C]zuma, to the [G] shores of [G7] Tripo-[C]li
We [C] fight our [G] country's [C] battles, in the [G] air, on [G7] land, and [C] sea
First to [F] fight for right and [C] freedom, and to [F] keep our honor [C] clean
We are proud to [G] claim the [C] title, of [G] United States [C] Marine

ANCHORS AWEIGH

[C] [G]

[C] Anchors A-[Am]weigh, my boys, [C] Anc-[G]hors A-[C]weigh.
[F] Farewell to [C] coll-[F]eage [G] joys, we [Am] sail at [D] break of [G] day.
[C] Through our last [Am] night on shore, [C] drink [G] to the [C] foam,
[F] Until we [C] meet [F] once [G] more. [Am] here's [C] wishing you a [G] happy voyage [C] home!

OFF WE GO INTO THE WILD BLUE YONDER

[G] [D]

[G] Off we go [D] into the [G] wild blue yonder, [C] climbing high into the [G] sun [D]
[G] Here they come [D] zooming to [G] meet our thunder, [A] at 'em boys, Give 'er the [D] gun!
[G] Down we dive, [D] spouting our [G] flame from under, [C] off with one hell of a [B7] roar!
We [Em] live in [E7] fame or go [Am] down in [A7] flame,
[G] nothing can stop the U.S. [D] Air [G] Force!

SEMPER PARATUS

[C] [G]

[C] We're always ready for the call, we [F] place our trust in [C] Thee.
Through [F] surf and storm and howl-[E7]ing [Am] gale, high [D] shall our [Am] purpose [G] be
[C] "Semper Paratus" is our guide, our [F] fame, our glory, [C] too.
To [F] fight to [E7] save or [Am] fight and [C] die! Aye! [C] Coast Guard, we [G] are for [C] you [C]/

Baby Beluga

Raffi, ©1980

Key of D

Intro: [B7][B7] [E7][D] [Gdim][E7]

Verse 1:

[A] Baby Beluga in the deep blue sea
Swim so wild [D] and you [E7] swim so free
Heaven above and the sea below, and a
little [D] white [Gdim] whale [E7] on the [A] go
[D] Baby Beluga, oh [A] baby beluga
[B7] Is the water warm Is your mama home with
[E7] you [D] so [Gdim] ha-[E7]ppy

Verse 2:

[A] Way down yonder where the dolphins play
Where you dive [D] and you [E7] splash all day
Waves roll in and the waves roll out See the
water [D] squirtin' [Gdim] out of [E7] your [A] spout
[D] Baby beluga, oh [A] baby beluga
[B7] sing your little song sing for all your friends we
[E7] like [D] to [Gdim] hear [E7] you

Verse 3:

[A] When it's dark, you're home and fed
Curl up snug in your [D] wa-[E7]ter bed
Moon is shining and the stars are out
Good night [D] little [Gdim] whale [E7] good [A] night
[D] Baby beluga, oh [A] baby beluga
[B7] with tomorrow's sun, another day's begun
You'll [E7] soon [D] be [Gdim] wak-[E7]ing

Verse 4:

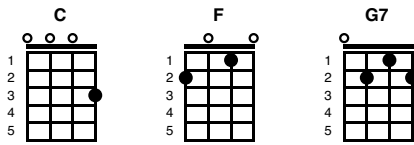
[A] Baby beluga in the deep blue sea
Swim so wild [D] and you [E7] swim so free
Heaven above and the [E7] sea below and a
little [D] white [Gdim] whale [E7] on the [A] go
You're just a [E7] little [D] white [Gdim] whale [E7] on the [A] go

Baby Shark

Traditional

Key of C

Pinkfong - <https://www.youtube.com/watch?v=FX20kcp7j5c>



Intro: [C] [F] [C] [G7]

Baby [C] shark, doo doo doo doo doo doo
Baby [F] shark, doo doo doo doo doo doo
Baby [C] shark, doo doo doo doo doo doo Baby [G7] shark!

Mommy [C] shark, doo doo doo doo doo doo
Mommy [F] shark, doo doo doo doo doo doo
Mommy [C] shark, doo doo doo doo doo doo Mommy [G7] shark!

Daddy [C] shark, doo doo doo doo doo doo
Daddy [F] shark, doo doo doo doo doo doo
Daddy [C] shark, doo doo doo doo doo doo Daddy [G7] shark!

Grandma [C] shark, doo doo doo doo doo doo
Grandma [F] shark, doo doo doo doo doo doo
Grandma [C] shark, doo doo doo doo doo doo Grandma [G7] shark!

Grandpa [C] shark, doo doo doo doo doo doo
Grandpa [F] shark, doo doo doo doo doo doo
Grandpa [C] shark, doo doo doo doo doo doo Grandpa [G7] shark!

Let's go [C] hunt, doo doo doo doo doo doo
Let's go [F] hunt, doo doo doo doo doo doo
Let's go [C] hunt, doo doo doo doo doo doo Let's go [G7] hunt!

speed up

Run a-[C]way, doo doo doo doo doo doo
Run a-[F]way, doo doo doo doo doo doo
Run a-[C]way, doo doo doo doo doo doo Run a-[G7]way!

Slow down again

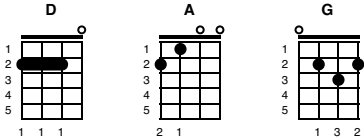
Safe at last [C], doo doo doo doo doo doo
Safe at last [F], doo doo doo doo doo doo
Safe at last [C], doo doo doo doo doo doo Safe at [G7] last!

It's the end, [C] doo doo doo doo doo doo
It's the [F] end, doo doo doo doo doo doo
It's the [C] end, doo doo doo doo doo doo It's the [G7] end! [C]/

Bad Moon Rising

Key of D

John Fogerty, performed by Creedence Clearwater Revival, 1969



Intro:

[D] / / . / [A] / / [G] / / [D] / / . / [D] / / . /
[D] / / . / [A] / / [G] / / [D] / / . / [D] / / . /

Verse 1:

[D] I see a [A] bad [G] moon a-[D]rising, I see [A] trouble [G] on the [D] way
I see [A] earth-[G]quakes and [D] lightning, I see [A] bad [G] times to-[D]day

Chorus:

[G] Don't go around tonight, well it's [D] bound to take your life
[A] There's a [G] bad moon on the [D] rise

Verse 2:

[D] I hear [A] hurri-[G]cans a-[D]blowing, I know the [A] end is [G] coming [D] soon
I feel [A] rivers [G] over-[D]flowing, I hear the [A] voice of [G] rage and [D] ruin

Chorus:

[G] Don't go around tonight, well it's [D] bound to take your life
[A] There's a [G] bad moon on the [D] rise

Instrumental:

[D] / / . / [A] / / [G] / / [D] / / . / [D] / / . /
[D] / / . / [A] / / [G] / / [D] / / . / [D] / / . /
[G] Don't go around tonight, well it's [D] bound to take your life
[A] There's a [G] bad moon on the [D] rise

Verse 3 (sing):

[D] Hope you [A] got your [G] things to-[D]gether
Hope you are [A] quite pre-[G]pared to [D] die
Looks like we're [A] in for [G] nas-ty [D] weather
One eye is [A] taken [G] for an [D] eye....WELL

Chorus x 2:

[G] Don't go around tonight, well it's [D] bound to take your life
[A] There's a [G] bad moon on the [D] rise
[G] Don't go around tonight, well it's [D] bound to take your life
[A] There's a [G] bad moon on the [D] rise

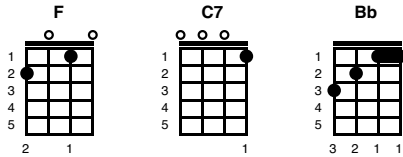
Instrumental:

[D] / / . / [A] / / [G] / / [D] / / . / [D] / / . /
[D] / / . / [A] / / [G] / / [D] / / . / [D] / /

Banana Boat Song

Key of F

Jamaican Folk Song as sung by Harry Belafonte



solo

[F]/ Day-o, Day-ay-ay-o

[F]/ Daylight come an' me wan' go home (2, 3, 4,)

Everyone

[F] Work all night on a [F] drink a' rum

[F] Daylight come an' me [C7] wan' go [F] ho-ome

[F] Stack banana till de [F] mornin' come

[F] Daylight come an' me [C7] wan' go [F] home

[F] Come, Mister tally man [C7] tally me banana

[F] Daylight come an' me [C7] wan' go [F] ho-ome

[F] Come, Mister tally man [C7] tally me banana

[F] Daylight come an' me [C7] wan' go [F] home

Lift [F] Six foot, seven foot, [F] eight foot bunch

[F] Daylight come an' me [C7] wan' go [F] ho-ome

[F] Six foot, seven foot, [F] eight foot bunch

[F] Daylight come an' me [C7] wan' go [F] home

[F] Day, me say [Bb] Day-ay-ay- [F] o

[F] Daylight come an' me [C7] wan' go [F] ho-ome

[F] Day, me say [Bb] Day-ay-ay- [F] o

[F] Daylight come an' me [C7] wan' go [F] home

A [F] Beautiful bunch of [F] ripe banana

[F] Daylight come an' me [C7] wan' go [F] ho-ome

[F] Hide the deadly, [F] black taranch-la

[F] Daylight come an' me [C7] wan' go [F] home

Lift [F] Six foot, seven foot, [F] eight foot bunch

[F] Daylight come an' me [C7] wan' go [F] ho-ome

[F] Six foot, seven foot, [F] eight foot bunch

[F] Daylight come an' me [C7] wan' go [F] home

[F]/ Day-o, [Bb]/ Day-ay-ay- [F]/ o

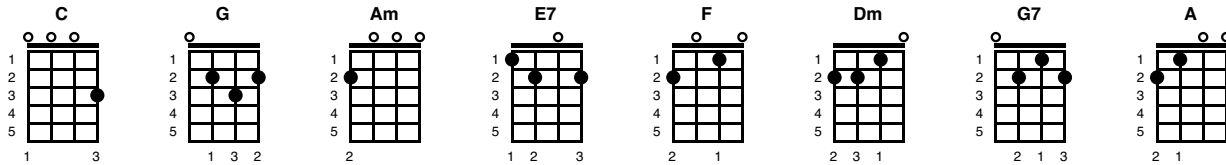
[F]/ Daylight come an' me [C7]/ wan' go [F]/ home

(slowly)

Beach Baby

The First Class, ©1974

Key of C



Intro:

[C] Ah-ah [G] Ah-ah [Am] Ah-ah [G] Ah
[C] Ah-ah [G] Ah-ah [Am] Ah-ah [G] Ah

Verses:

[C] Do you remember back in [G] old LA? (Oh, oh, [Am] oh)
When everybody drove a [E7] Chevrolet (Oh, oh, [F] oh)
Whatever happened to the [C] boy next door?
The [Dm] sun tanned, crew cut, all [G7] American male?

[C] Remember dancing at the [G] high school hop? (Oh, oh, [Am] oh)
The dress I ruined with the [E7] soda pop? (Oh, oh, [F] oh)
I didn't recognize the [C] girl next door
the [Dm] beat up sneakers and a [G7] pony tail [G7] / / / /

Chorus:

[C] Beach baby, beach baby, [F] give me your hand
Give me [G] something that I can re-[C]member
[F] Just like before we could
[G] Walk by the shore in the [C] moonlight [C] / / / /
[C] Beach baby, beach baby, [F] there on the sand
from [G] July to the end of Sep-[C]tember
[Am] Surfing was fun, we'd be [E7] out in the sun every [A] day [A] / / / /

Instrumental:

[C] [G] [Am] [G7]
[C] Ah-ah, [G] Ah-ah, [Am] Ah-ah, [G] Ah . . .

Verse:

[C] We couldn't wait for gradu-[G]ation day (Oh,oh, [Am] oh)
We took the car and drove to [E7] San Jose (Oh, Oh, [F] oh)
That's where you told me that you'd [C] wear my ring
I [Dm] guess you don't remember [G7] anything [G7] / / / /

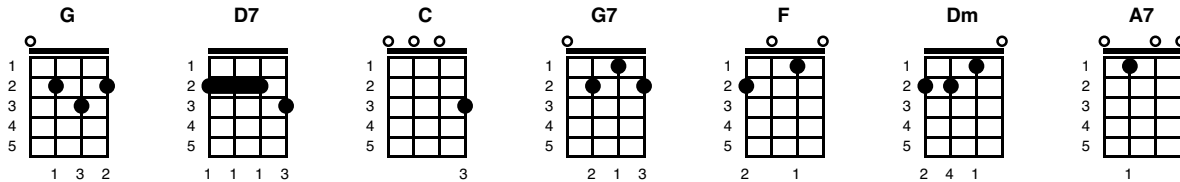
Chorus:

[C] Beach baby, beach baby [F] give me your hand
Give me [G] something that I can re-[C]member
[F] Just like before we could
[G] Walk by the shore in the [C] moonlight [C] / / / /
[C] Beach baby, beach baby [F] there on the sand
from [G] July to the end of Sep-[C]tember
[Am] Surfing was fun, we'd be [E7] out in the sun every [A] day [A]/

Beer Barrel Polka

Key of G

Jaromír Vejvoda, Lyrics by Lew Brown & Wladimir Timm, ©1927



Intro: [G] [D7]

There's a [G] garden, what a garden, only happy faces [D7] bloom there
And there's never any room there for a worry or a [G] gloom there [D7]
Oh, there's [G] music, and there's dancing, and a lot of sweet ro-[D7]mancing
When they play the polka, they all get in the [G] swing

Every-[D7] time they hear that oom pah pah, every-[G]body feels so tra-la-la
They want to [D7] throw their cares away, they all go la-de-ah-de-[G]ay
Then they [D7] hear a rumble on the floor, it's the [G] big surprise they're waiting for
And all the [D7] couples form a ring, for miles around you'll hear them [G] sing [C]

[C] Roll out the barrel, we'll have a barrel of [G7] fun,
Roll out the barrel, we've got the blues on the [C] run
Zing boom tararrel, ring out a song of good [F] cheer
[Dm] Now's the time to [G7] roll the [C] barrel, [A7] for the [D7] gang's [G7] all [C] here

(Spoken: one more time!)

[C] Roll out the barrel, we'll have a barrel of [G7] fun,
Roll out the barrel, we've got the blues on the [C] run
Zing boom tararrel, ring out a song of good [F] cheer
[Dm] Now's the time to [G7] roll the [C] barrel, [A7] for the [D7] gang's [G7] all [C] here

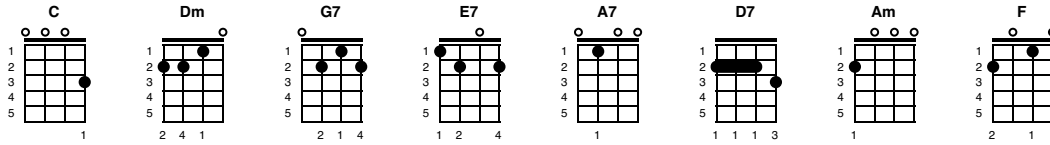
Outro: Stretch out / BIG FINALE!

[A7] for the [D7] gang's [G7] all [C] here [C]/

Be My Baby

The Ronettes

Key of C



Intro:

Percussion on your uke

K=knuckles, S=slap

1 2 & 3 & 4 | 1 2 & 3 & 4
S S S K | S S S K

[C] [C]
1 2 & 3 & 4 | 1 2 & 3 & 4
S S S K | S S S K

Verse 1:

[C] . The night we [C] met I knew I [Dm] . needed you [G7] so
[C] . And if I [C] had the chance I'd [Dm] . never let you [G7] go
[E7] . So won't you [E7] say you love me, [A7] . I'll make you [A7] so proud of me
[D7] . We'll make them [D7] turn their heads [G7] every place we [G7] go

Chorus:

So won't you [C] please (be my, [C] be my baby)
Be my little [Am] baby (my one and [Am] only baby)
Say you'll be my [F] darlin' (be my, [F] be my baby)
Be my baby [G7] now, oh [G7] ho ho ho

Verse 2:

[C] . I'll make you [C] happy baby, [Dm] . just wait and [G7] see
[C] . For every [C] kiss you give me [Dm] . I'll give you [G7] three
[E7] . Oh, since the [E7] day I saw you [A7] . I have been [A7] waiting for you
[D7] . You know I [D7] will adore you [G7] till e-terni-[G7]ty

Chorus:

So won't you [C] please (be my, [C] be my baby)
Be my little [Am] baby (my one and [Am] only baby)
Say you'll be my [F] darlin' (be my, [F] be my baby)
Be my baby [G7] now, oh [G7] ho ho ho

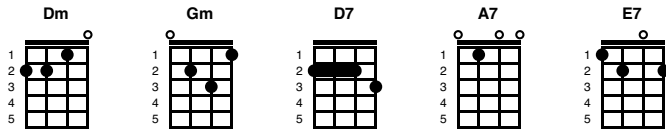
So come on and [C] please (be my, be my baby)
Be my little [Am] baby (my one and [Am] only baby)
Say you'll be my [F] darlin' (be my, [F] be my bab)
Be my baby [G7] now, oh [G7] ho ho ho [C]/

Besame Mucho

Key of Dm

Mexican songwriter Consuelo Velázquez, ©1940

strum pattern: dduudu



Intro: [Dm] [Dm] [Dm]

[Dm] Besame, besame [Gm] mucho
Como si [D7] fuera esta [Gm] noche, la [A7] ultima [Dm] vez
[D7] Besame, besame [Gm] mucho
[Dm] Que tengo miedo [Gm] perderte, [A7] perderte [Dm] despues

[Gm] Quiero mirarme en tus [Dm] ojos, tenerte muy [A7] cerca, verte junto a [Dm] mi
[Gm] Piensa que tal vez [Dm] manana yo estare muy [E7] lejos, muy lejos de [A7] aqui

Instrumental:

[Dm] Besame, besame [Gm] mucho
Como si [D7] fuera esta [Gm] noche, la [A7] ultima [Dm] vez
[D7] Besame, besame [Gm] mucho
[Dm] Que tengo miedo [Gm] perderte, [A7] perderte [Dm] despues

[Gm] Quiero mirarme en tus [Dm] ojos, tenerte muy [A7] cerca, verte junto a [Dm] mi
[Gm] Piensa que tal vez [Dm] manana yo estare muy [E7] lejos, muy lejos de [A7] aqui

[Dm] Besame, besame [Gm] mucho
Como si [D7] fuera esta [Gm] noche, la [A7] ultima [Dm] vez
[D7] Besame, besame [Gm] mucho
[Dm] Que tengo miedo [Gm] perderte, [A7] perderte [Dm] despues

slower

[Dm] Que tengo miedo [Gm] perderte, [A7] perderte [Dm] despues [Dm]/

Notes on pronunciation:

e = AYE

Besame = Bay`sa may

ultima = oooltima

Que = kay

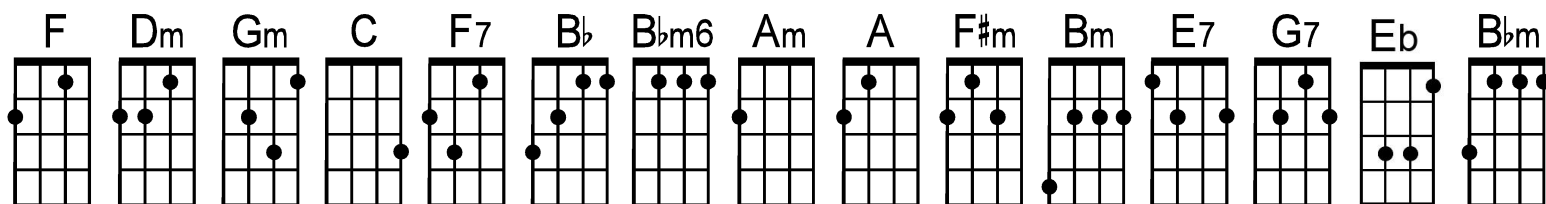
Ojos = ohos

Junto = hoonto

miedo = mee aye do

Between the Devil and the Deep Blue Sea

by Harold Arlen and Ted Koehler (1932) as performed by George Harrison



Intro: F . Dm . | Gm . C . | F . Dm . | Gm . C . |

F7 . . . | Bb . Bbm6 . | F . C Am | F . C . |

(sing a)

F . Dm . | Gm . C . | F . Dm . | Gm . C . |
I—— don't want— you— but I hate to lose— you—

F7 . . . | Bb . Bbm6 . | F . C\ Am\ | F . C . |
You've got me in be—tween— the devil and the deep blue sea——

F . Dm . | Gm . C . | F . Dm . | Gm . C . |
I—— for—give— you— 'cause I can't for—get— you—

F7 . . . | Bb . Bbm6 . | F . C\ Am\ | F . . . |
You've got me in be—tween— the devil and the deep blue sea——

Chorus: A . F#m . | Bm . E7 . |
I want to cross you off my list

A . F#m . | Bm . E7 . |
But when you come knocking at my— door——

C . Am . | Dm . G7 . |
Fate seems to give my heart a— twist

Eb . . . | G . C . |
And I come running back for more——

F . Dm . | Gm . C . | F . Dm . | Gm . C . |
I—— should hate— you— but I guess I love— you—

F7 . . . | Bb . Bbm6 . | F . C\ Am\ | F . C . |
You've got me in be—tween— the devil and the deep blue sea——

Instr: F . Dm . | Gm . C . | F . Dm . | Gm . C . |

F7 . . . | Bb . Bbm6 . | F . C\ Am\ | F . E7\ --- |

Chorus: A . F#m . | Bm . E7 . |
I want to cross you off my list

A . F#m . | Bm . E7 . |
But when you come knocking at my— door——

C . Am . | Dm . G7 . |
Fate seems to give my heart a— twist

Eb . . . | G . C . |
And I come running back for more——

F . **Dm** . | **Gm** . **C** . | **F** . **Dm** . | **Gm** . **C** . |
 I——— should hate— you— but I guess I love— you— |

F7 . . . | **Bb** . **Bbm6** . | **F** . **C** **Am** | **F** . . . |
 You've got me in be— tween— the devil and the deep blue sea——

F7 . . . | **Bb** . | **Bbm6** . . . |
 You've got me in be— tween—————

| . . . | **Bbm** . . .
 The devil and the deep (*the devil and the deep*)

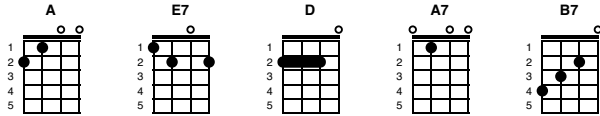
| . . **C** **Am** | **F** **F**
 The devil and the deep blue sea——

San Jose Ukulele Club
 (v5 - 2/20/24)

Big Rock Candy Mountain

Harry McClintok, ©1928

Key of A



[A] One evening as the sun went down and the jungle [E7] fire was [A] burning
Down the track came a hobo hikin', and he said boys [E7] I'm not [A] turning
I'm [D] headed for a [A] land that's [D] far a-[A]way, be-[D]side the crystal [E7] fountains
So [A] come with me, we'll go and see,
The big rock [E7] candy [A] mountains

[A] In the big rock candy [A7] mountains, there's a [D] land that's fair and [A] bright
Where the [D] handouts grow on [A] bushes, and you [B7] sleep out every [E7] night
Where the [A] boxcars all are [A7] empty, and the [D] sun shines every [A] day
On the [D] birds and the [A] bees and the [D] cigarette [A] trees
The [D] lemonade [A] springs where the [D] bluebird [A] sings
In the [E7] big rock candy [A] mountains

[A] In the big rock candy [A7] mountains, all the [D] cops have wooden [A] legs
And the [D] bulldogs all have [A] rubber teeth, and the [B7] hens lay soft boiled [E7] eggs
The [A] farmers' trees are [A7] full of fruit, and the [D] barns are full of [A] hay
Oh I'm [D] bound to [A] go where there [D] ain't no [A] snow
Where the [D] rain don't [A] fall, and the [D] wind don't [A] blow
In the [E7] big rock candy [A] mountains

[A] In the big rock candy [A7] mountains, you [D] never change your [A] socks
And the [D] little streams of [A] alcohol come a-[B7]tricklin' down the [E7] rocks
The [A] brakemen have to [A7] tip their hats, and the [D] railroad bulls are [A] blind
There's a [D] lake of [A] stew and of [D] whiskey [A] too
You can [D] paddle all a [A] round 'em in a [D] big ca-[A]noe
In the [E7] big rock candy [A] mountains

[A] In the big rock candy [A7] mountains, the [D] jails are made of [A] tin
And [D] you can walk right [A] out again as [B7] soon as you are [E7] in
There [A] ain't no short-handled [A7] shovels, no [D] axes, saws, or [A] picks
I'm a-[D]going to [A] stay where you [D] sleep all [A] day
Where they [D] hung the [A] jerk who in-[D]vented [A] work
In the [E7] big rock candy [A] mountains

Interlude: Whistle

[A] In the big rock candy [A7] mountains, the [D] jails are made of [A] tin
I'm a-[D]going to [A] stay where you [D] sleep all [A] day

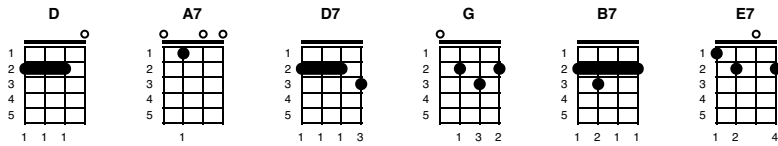
I'll [D] see you [A] all this [D] coming [A] fall, in the [E7] big rock candy [A] mountains [A]/

Bill Bailey, Won't You Please Come Home?

Key of D

Hughie Cannon, 1902

Notes: Intro & Part one, slow swing strum 4 beats per chord (D-Du D-Du); Part two, options Hawaiian strum, or just speed up the swing strum



Intro: [D] [D] [D] [D]

SING:

[D] Won't you come [D] home Bill Bailey [D] - won't you come [D] home
[D] - I moan the [D] whole night [A7] long [A7]
[A7] I'll do the [A7] cooking honey, [A7] I'll pay the [A7] rent
[A7] - I know I've [A7] done you [D] wrong [D]

Re-[D]member that [D] rainy eve that
[D] - I drove you [D] out with [D] nothing but a [D7] fine tooth [G] comb [G]
Yes I [G] know that I'm to [G] blame and [D] - ain't that a [B7] shame
Bill [E7] Bailey won't you [A7] please come [D] home [D]

DON'T SING (Instrumental):

[D] Won't you come [D] home Bill Bailey [D] - won't you come [D] home
[D] - I moan the [D] whole night [A7] long [A7]
[A7] I'll do the [A7] cooking honey, [A7] I'll pay the [A7] rent
[A7] - I know I've [A7] done you [D] wrong [D]

Re-[D]member that [D] rainy eve that
[D] - I drove you [D] out with [D] nothing but a [D7] fine tooth [G] comb [G]
Yes I [G] know that I'm to [G] blame and [D] - ain't that a [B7] shame
Bill [E7] Bailey won't you [A7] please come [D] home [D]

SING:

[D] Won't you come [D] home Bill Bailey [D] won't you come [D] home
[D] I moan the [D] whole night [A7] long [A7]
[A7] I'll do your [A7] cooking honey, [A7] I'll pay your [A7] rent
[A7] I know I've [A7] done you [D] wrong [D]

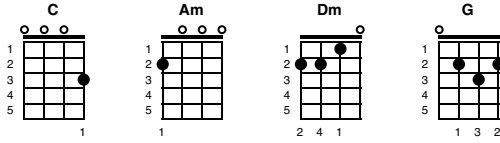
Re-[D]member that [D] rainy eve that
[D] I drove you [D] out with [D] nothing but a [D7] fine tooth [G] comb [G]
Yes I [G] know that I'm to [G] blame and [D] ain't that a [B7] shame
Bill [E7] Bailey won't you [A7] please come [D] home [D]
Bill [E7] Bailey won't you [A7] please come [D] home [D]/ [A7]/ [D]/

Blow the Man Down - Abridged

Key of C

Traditional Sea Shanty

Timing: 3/4 (waltz)



Intro: [C] [Am] [Dm] [G]/

Verse 1:

Come [C] all you young fellas that follow the sea
With a [C] yo [Am] ho! [Dm] Blow the man [G] down
Now [Dm] please pay a-[G]ttention and [Dm] listen to [G] me
Oh [G] give me some time to [C] blow the man down

Verse 2:

I'm a [C] deep water sailor just come from Hong Kong
With a [C] yo [Am] ho! [Dm] Blow the man [G] down
You [Dm] give me some [G] whiskey, I'll [Dm] sing you a [G] song
Oh [G] give me some time to [C] blow the man down

Verse 3:

A-[C]board the Black Baller I first served my time
With a [C] yo [Am] ho! [Dm] Blow the man [G] down
But [Dm] on the Black [G] Baller I [Dm] wasted my [G] prime
Oh [G] give me some time to [C] blow the man down

Verse 4:

Now [C] when the Black Baller's preparin' for sea
With a [C] yo [Am] ho! [Dm] Blow the man [G] down
You'd [Dm] bust your side [G] laughin' at the [Dm] sights that you [G] see
Oh [G] give me some time to [C] blow the man down

Verse 5:

'Tis [C] larboard and starboard, on deck you will sprawl
With a [C] yo [Am] ho! [Dm] Blow the man [G] down
For [Dm] kicking Jack [G] Rogers co-[Dm]mmands the Black [G] Ball
Oh [G] give me some time to [C] blow the man down

Verse 6:

Pay a-[C]ttention to orders, now, you one and all
With a [C] yo [Am] ho! [Dm] Blow the man [G] down
For [Dm] see high a-[G]bove, there [Dm] flies the Black [G] Ball
Oh [G] give me some time to [C] blow the man down

Tag:

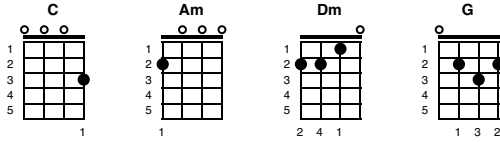
Oh [G] give me some time to [C] blow the man down! [C]/

Blow the Man Down

Key of C

Traditional Sea Shanty

Timing: 3/4 (waltz)



Intro: [C] [Am] [Dm] [G]/

Verse 1:

Come [C] all you young fellas that follow the sea
With a [C] yo [Am] ho! [Dm] Blow the man [G] down
Now [Dm] please pay a-[G]ttention and [Dm] listen to [G] me
Oh [G] give me some time to [C] blow the man down

Verse 2:

I'm a [C] deep water sailor just come from Hong Kong
With a [C] yo [Am] ho! [Dm] Blow the man [G] down
You [Dm] give me some [G] whiskey, I'll [Dm] sing you a [G] song
Oh [G] give me some time to [C] blow the man down

Verse 3:

A-[C]board the Black Baller I first served my time
With a [C] yo [Am] ho! [Dm] Blow the man [G] down
But [Dm] on the Black [G] Baller I [Dm] wasted my [G] prime
Oh [G] give me some time to [C] blow the man down

Verse 4:

There's [C] tinkers and tailors, shoemakers and all
With a [C] yo [Am] ho! [Dm] Blow the man [G] down
They're [Dm] all shipped for [G] sailors a-[Dm]board the Black [G] Ball
Oh [G] give me some time to [C] blow the man down

Verse 5:

Now [C] when the Black Baller's preparin' for sea
With a [C] yo [Am] ho! [Dm] Blow the man [G] down
You'd [Dm] bust your side [G] laughin' at the [Dm] sights that you [G] see
Oh [G] give me some time to [C] blow the man down

Verse 6:

Now, [C] when the big liner gets clear of land
With a [C] yo [Am] ho! [Dm] Blow the man [G] down
Our [Dm] bosun he [G] roars out the [Dm] word of co-[G]mmand
Oh [G] give me some time to [C] blow the man down

Verse 7:

'Tis [C] larboard and starboard, on deck you will sprawl
With a [C] yo [Am] ho! [Dm] Blow the man [G] down
For [Dm] kicking Jack [G] Rogers co-[Dm]mmands the Black [G] Ball
Oh [G] give me some time to [C] blow the man down

Verse 8:

Pay a-[C]ttention to orders, now, you one and all
With a [C] yo [Am] ho! [Dm] Blow the man [G] down
For [Dm] see high a-[G]bove, there [Dm] flies the Black [G] Ball
Oh [G] give me some time to [C] blow the man down

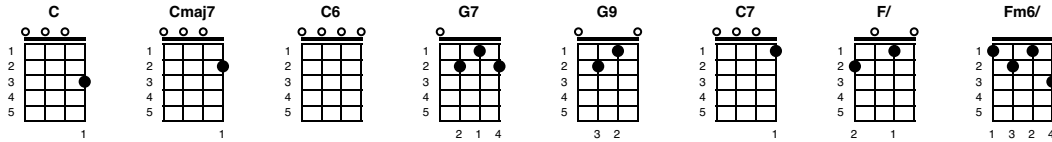
Tag:

Oh [G] give me some time to [C] blow the man down! [C]/

Blue Bayou

Key of C

Roy Orbison and Joe Melson



Intro (each chord gets 4 beats):

[C] [C] [C] [C]

I **[C]** feel so bad, I've got a **[Cmaj7]** worried **[C6]** mind, **[G7]** I'm so lonesome all the **[G9]** time
[G7] Since I left my baby be-**[G9]** hind on **[C]** Blue Bayou
[C] Savin' nickels, **[Cmaj7]** savin' **[C6]** dimes, **[G7]** workin' till the sun don't **[G9]** shine
[G7] Lookin' forward to happier **[G9]** times on **[C]** Blue Bayou

I'm goin' back some day, come what may to **[G7]** Blue Bayou
Where the folks are fine, and the world is mine on **[C]** Blue Bayou
Where those **[C7]** fishin' boats with their sails afloat, if **[F/]** I could only **[Fm6/]** see
That fa-**[C]**miliar sunrise through **[G7]** sleepy eyes how **[C]** happy I'd be

[C] Gonna see my **[Cmaj7]** baby a-**[C6]**gain, **[G7]** gonna be with some of my **[G9]** friends
[G7] Maybe I'll feel better a-**[G9]**gain on **[C]** Blue Bayou
[C] Savin' nickels, **[Cmaj7]** savin' **[C6]** dimes, **[G7]** workin' till the sun don't **[G9]** shine
[G7] Lookin' forward to happier **[G9]** times on **[C]** Blue Bayou

I'm goin' back some day, come what may to **[G7]** Blue Bayou
Where the folks are fine, and the world is mine on **[C]** Blue Bayou
Where those **[C7]** fishin' boats with their sails afloat, if **[F/]** I could only **[Fm6/]** see
That fam-**[C]**iliar sunrise through **[G7]** sleepy eyes how **[C]** happy I'd be

Solo (each chord gets 4 beats):

[C] [C] [G7] [G7] [G7] [G7] [C] [C]

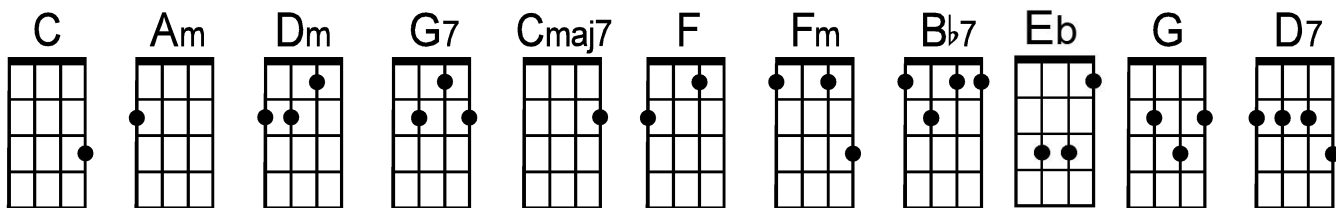
Outro (each chord gets 4 beats):

Oh that **[C7]** girl of mine **[C7]** by my side, the **[F/]** silver moon and the **[Fm6/]** evein' tide
Oh **[C]** some sweet day gonna **[G7]** take away this **[C]** hurtin' inside **[C]**
Well I'll **[G7]** never be blue, my **[G7]** dreams come tru**[G7]**uuuuue on
[G7] Blue **[G7]** Ba-**[C]**you **[C] [C]**(slow single strum)

(last line is ala Linda Ronstadt!)

Blue Moon

by Richard Rodgers and Lorenz Hart (1934)



(sing g)

--- C . Am . | Dm . G7 . | C . Am . |
Blue Moon----- you saw me standing-- a-lone-----

Dm . G7 . | CMaj7 . Am . |
With-out a dream in-- my heart-----

Dm . G7 . | C . F . | C . G7\
with-out a love of-- my own-----

--- | C . Am . | Dm . G7 . | C . Am . |
Blue Moon----- you knew just what I-- was there for-----

Dm . G7 . | CMaj7 . Am . |
You heard me saying-- a prayer for-----

Dm . G7 . | C . F . | C . G7\
Some-one I really-- could care for-----

Instr: C . Am . | Dm . G7 . | C . Am . |

Dm . G7 . | CMaj7 . Am . |

Dm . G7 . | C . F . | C . .

Bridge: . | Dm . G7 . | C . .
And then there sudden-ly a-ppeared-- be-fore me-----

. | Dm . G7 . | C . .
The only one my heart could ev--er hold-----

. | Fm . Bb7 . | Eb . .
I heard some-body whisper "Please-- a--dore me-----"

. | G . D7 . | G7 . .
And when I looked, the moon had turned-- to go-- o--ld

. | C . Am . | Dm . G7 . | C . Am . |
Blue Moon----- now I'm no longer-- a-lone-----

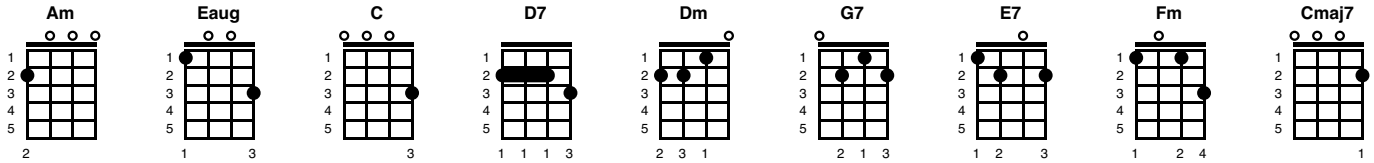
Dm . G7 . | C . Am . |
With-out a dream in-- my heart-----

Dm . G7 . | C . . Dm\
With-out a love of-- my own-----

Blue Skies

Irving Berlin, ©1927

Key of Am



Intro: (instrumental, don't sing)

[Am] Blue skies [Eaug] smiling at [C] me [D7]
Nothing but [C] blue skies [Dm] [G7] do I see [C] [E7]

Sing:

[Am] Blue skies [Eaug] smiling at [C] me [D7]
Nothing but [C] blue skies [Dm] [G7] do I see [C] [E7]
[Am] Blue birds [Eaug] singing a [C] song [D7]
Nothing but [C] blue birds [Dm] [G7] from now on [C] [C]

Bridge:

[C] Never saw the sun [Fm] shining so [C] bright
[Fm] Never saw [C] things [Fm] going so [C] right
Noticing the days [Fm] hurrying [C] by
[Fm] When you're in [C] love [G7] my how they [C] fly

Instrumental: (don't sing)

[Am] Blue skies [Eaug] smiling at [C] me [D7]
Nothing but [C] blue skies [Dm] [G7] do I see [C] [E7]
[Am] Blue birds [Eaug] singing a [C] song [D7]
Nothing but [C] blue birds [Dm] [G7] from now on [C] [C]

Bridge (Sing):

[C] Never saw the sun [Fm] shining so [C] bright
[Fm] Never saw [C] things [Fm] going so [C] right
Noticing the days [Fm] hurrying [C] by
[Fm] When you're in [C] love [G7] my how they [C] fly

Outro:

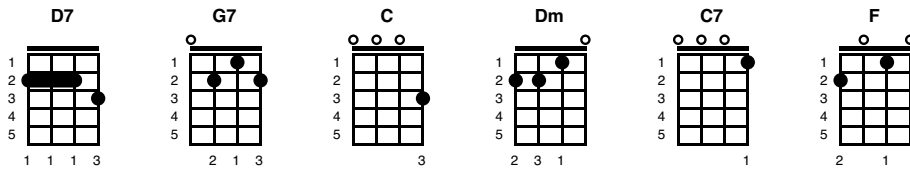
[Am] Blue days [Eaug] all of them [C] gone [D7]
Nothing but [C] blue skies [Dm] [G7] from now on [C] [Fm] [Cmaj7]/

Bring Me Sunshine

Key of C

Arthur Kent, ©1966

play along: The Jive Aces play along <https://youtu.be/9KyfKMuz-c8>



Intro: [D7] [G7] [C] [C]/

Verse 1:

Bring me [C] sunshine, in your [Dm] smile - bring me [G7] laughter, all the [C] while
In this [C7] world where we live, there should [F] be more happiness
So much [D7] joy you can give, to each [G7] brand new bright tomorrow
Make me [C] happy, through the [Dm] years - never [G7] bring me, any [C] tears
Let your [C7] arms be as warm as the [F] sun from up above
Bring me [D7] fun, bring me [G7] sunshine, bring me [C] love [C]/

Verse 2:

Bring me [C] sunshine, in your [Dm] eyes - bring me [G7] rainbows, from the [C] skies
life's too [C7] short to be spent, having [F] anything but fun
We can [D7] be so content, if we [G7] gather little sunbeams
Be light [C] hearted, all day [Dm] long - keep me [G7] singing, happy [C] songs
Let your [C7] arms be as warm as the [F] sun from up above
Bring me [D7] fun, bring me [G7] sunshine, bring me [C] love [C]/

Repeat Verse 1 (KAZOO ONLY):

Bring me [C] sunshine, in your [Dm] smile - bring me [G7] laughter, all the [C] while
In this [C7] world where we live, there should [F] be more happiness
So much [D7] joy you can give, to each [G7] brand new bright tomorrow
Make me [C] happy, through the [Dm] years - never [G7] bring me, any [C] tears
Let your [C7] arms be as warm as the [F] sun from up above
Bring me [D7] fun, bring me [G7] sunshine, bring me [C] love [C]/

Verse 2 & outro (sing!):

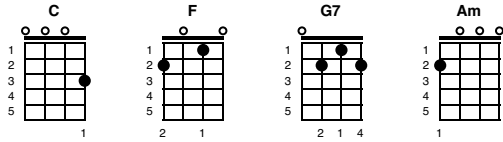
Bring me [C] sunshine, in your [Dm] eyes - bring me [G7] rainbows, from the [C] skies
Life's too [C7] short to be spent, having [F] anything but fun
We can [D7] be so content, if we [G7] gather little sunbeams
Be light [C] hearted, all day [Dm] long - keep me [G7] singing, happy [C] songs
Let your [C7] arms be as warm as the [F] sun from up above
Bring me [D7] fun, bring me [G7] sunshine, bring me [C] love
Bring me [D7] fun, bring me [G7] sunshine, bring me [C] love [C]/ [G7]/ [C]/

Brown Eyed Girl

Key of C

Van Morrison, 1967

Strum: One Island Strum per Chord D-Du-uDu



Intro x 2:

	[C] /	[F] /	[C] /	[G7] /
A	-----	-----	-----	-2-----2-3-5-
E	-0-1-3--1-0--	-5-7-8--7-5--	-0-1-3--1-0--	-1-----
C	-0-2-4--2-0--	-5-7-9--7-5--	-0-2-4--2-0--	-2-----
G	-----	-----	-----	-----

Verse 1:

[C] . . Hey, where did [F] we go?
[C] . . Days when the [G7] rains came
[C] . . Down in the [F] hollow
[C] . . Playin' a [G7] new game
[C] . . Laughin' and a [F] run-nin' hey, hey
[C] . . Skippin' and a [G7] jumpin'
[C] . In the misty [F] morn-in' fog with
[C] . Our, [G7] our hearts a thumpin' and
[F] You [G7] . . my brown-eyed [C] girl [Am]
[F] . You, my [G7] . . brown-eyed [C] girl [G7]

Verse 2:

[C] . . Whatever [F] happened
[C] . . To Tuesday and [G7] so slow
[C] . Goin' do-wn [F] the old mine with a
[C] . Trans-is-tor [G7] radio
[C] . . Standin' in the [F] sunlight laughin'
[C] . . Hide behind a [G7] rainbow's wall
[C] . . Slippin' and a-[F]slidin' hey, hey
[C] . All along the [G7] waterfall with
[F] You [G7] . . my brown-eyed [C] girl [Am]
[F] . You my [G7] . . brown-eyed [C] girl

Bridge:

[G7] . Do you re-[G7]member when [G7] . . we used to
[C] sing, Sha la la [F] La la la la [C] La la la la dee [G7] dah, just like that
[C] . Sha la la [F] La la la la [C] La la la la dee [G7] dah, la dee [C] dah [C]

Verse 3:

[C] . . So hard to [F] find my way
 [C] . . Now that I'm [G7] on my own
 [C] . . I saw you just the [F] other day
 [C] . My, how [G7] you have grown
 [C] . . Cast my memory [F] back there Lord
 [C] . . Sometimes I'm [G7] over-come thinkin' 'bout it
 [C] . Makin' love in the [F] green grass
 [C] . Be-hind the [G7] sta-di-um with
 [F] You [G7] . . my brown-eyed [C] girl [Am]
 [F] . You my [G7] . . brown-eyed [C] girl

Bridge:

[G7] Do you re-[G7]member when [G7] we used to
 [C] sing, Sha la la [F] La la la la [C] La la la la dee [G7] dah, just like that
 [C] . Sha la la [F] La la la la [C] La la la la dee [G7] dah
 [C] . Sha la la [F] La la la la [C] La la la la dee [G7] dah
 [C] . Sha la la [F] La la la la [C] La la la la dee [G7] dah, la dee [C] dah [C]

	[C]/dah	[F]/	[C]/	[G7]/
A	-----	-----	-----	-2-----2-3-5-
E	-0-1-3--1-0--	-5-7-8--7-5--	-0-1-3--1-0--	-1-----
C	-0-2-4--2-0--	-5-7-9--7-5--	-0-2-4--2-0--	-2-----
G	-----	-----	-----	-----

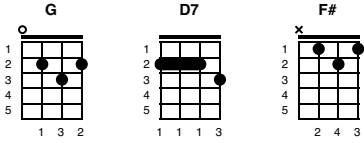
	[C]/	[F]/	[C]/	[G7]	[C]/
A	-----	-----	-----	-2-----2-3-5-	
E	-0-1-3--1-0--	-5-7-8--7-5--	-0-1-3--1-0--	-1-----	
C	-0-2-4--2-0--	-5-7-9--7-5--	-0-2-4--2-0--	-2-----	
G	-----	-----	-----	-----	

Buffalo Gals

Key of G

Traditional

Timing: 4/4, each chord gets 4 beats



Intro & Chorus:

[G] [D7] [G] [G]/ (2, 3, 4)

[G] Buffalo gals, won't you [G] come out tonight, [D7] come out tonight, [G] come out tonight, oh

[G] Buffalo gals, won't you [G] come out tonight and [D7] dance by the light of the [G] moon [G]

Verse 1:

As [G] I was walking [G] down the street, [D7] down the street, [G] down the street

A [G] pretty little gal I [G] chanced to meet, [D7] under the silvery [G] moon [G]

Verse 2:

I [G] asked her if she'd [G] stop and talk, [D7] stop and talk, [G] stop and talk,

Her [G] feet covered up the [G] whole sidewalk, [D7] she was fair to [G] view [G]

Verse 3:

Oh [G] yes dear boy I'll [G] come out tonight, [D7] come out tonight [G] come out tonight

Oh [G] yes dear boy I'll [G] come out tonight, we'll [D7] dance by the light of the [G] moon [G]

Chorus:

[G] Buffalo gals, won't you [G] come out tonight, [D7] come out tonight, [G] come out tonight, oh

[G] Buffalo gals, won't you [G] come out tonight and [D7] dance by the light of the [G] moon [G]

Verse 4:

I [G] danced with that gal with a [G] hole in her stocking

Her [D7] heel kept a-rockin' and her [G] toe kept a-knockin'

I [G] danced with that gal with a [G] hole in her stocking

We [D7] danced by the light of the [G] moon [G]

Verse 5 & Chorus/tag:

I [G] asked her if she'd [G] be my wife, [D7] be my wife, [G] be my wife

Then [G] I'd be happy [G] all my life, if [D7] she would marry [G] me [G]

[G] Buffalo gals, won't you [G] come out tonight, [D7] come out tonight, [G] come out tonight

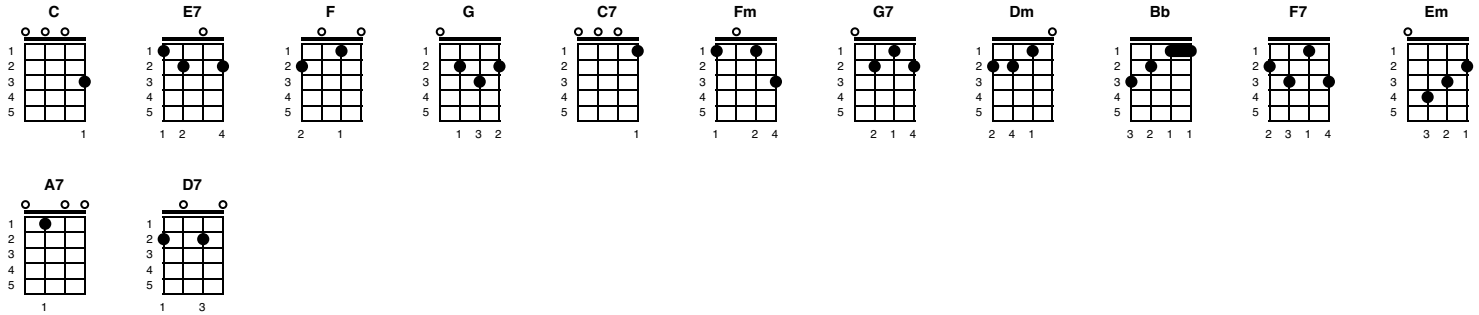
[G] Buffalo gals, won't you [G] come out tonight and [D7] dance by the light of the [G] moon
and [D7] dance by the light of the [G] moon

and [D7] dance by the [D7] light of the [G] moon [G]/ [F#]/ [G]/

Build Me Up Buttercup

Key of C

Mike d'Abo and Tony Macaulay (of The Foundations), 1968



--F can be substituted for F7

Intro (for intro only 2 beats per chord):

[C][E7][F][G][C][E7][F][G]dudududu | [G]/ (Why do you)

Chorus:

[C] build me up (build me up) [E7] buttercup baby
Just to [F] let me down (let me down) and [G] mess me around
And then [C] worst of all (worst of all) you [E7] never call, baby
When you [F] say you will (say you will) but [G] I love you still
I need [C] you (I need you) more than [C7] anyone, darlin'
You [F hits] know that I have from the [Fm] start
So [C] build me up [G7] buttercup, don't break my [F]/ heart [F]/ [C]/ [Dm]/ [C]/ [G7]udududu

Verse 1 & Chorus:

"I'll be [C] over at [G] ten" you told me [Bb] time and a[F]gain,
but you're [C] late, I [F] wait around and then
I [C] went to the [G] door, I can't [Bb] take any[F]more,
it's not [C] you, you let me [F] down again
([F7]/ Hey [F7]/ hey [Dm] hey) Baby, baby [G7] try to find
[G7]/ Hey [G7]/ hey [Em] hey) A little time and [A7] I'll make you mine
[Dm] I'll be home, I'll be be[D7]side the phone waiting for [G] you [G]/ Ooh Ooh (Why do you)

[C] build me up (build me up) [E7] buttercup baby
Just to [F] let me down (let me down) and [G] mess me around
And then [C] worst of all (worst of all) you [E7] never call baby
When you [F] say you will (say you will) but [G] I love you still
I need [C] you (I need you) more than [C7] anyone, darlin'
You [F (hits)] know that I have from the [Fm] start
So [C] build me up [G7] buttercup, don't break my [F]/ heart [F]/ [C]/ [Dm]/ [C]/ [G7]udududu

Verse 2 & Chorus:

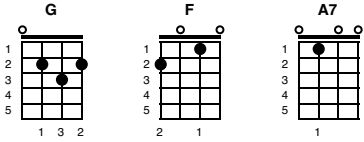
To [C] you I'm a [G] toy but I [Bb] could be [F] the boy you a[C]dore, if you'd just [F] let me know
Al[C]though you're un[G]true I'm [Bb] attracted to [F] you all the [C] more, why do I [F] need you so
([F7]/ Hey [F7]/ hey [Dm] hey) Baby, baby [G7] try to find
([G7]/ Hey [G7]/ hey [Em] hey) A little time and [A7] I'll make you mine
[Dm] I'll be home, I'll be be[D7]side the phone waiting for [G] you [G]/ Ooh Ooh (Why do you)

[C] build me up (build me up) [E7] buttercup baby
Just to [F] let me down (let me down) and [G] mess me around
And then [C] worst of all (worst of all) you [E7] never call baby
When you [F] say you will (say you will) but [G] I love you still
I need [C] you (I need you) more than [C7] anyone, darlin'
You [F (hits)] know that I have from the [Fm] start
So [C] build me up [G7] buttercup, don't break my [F]/ heart [F]/ [C]/ [Dm]/ [C]/

Burning Down The House

Key of G

Talking Heads, 1982



Strums

Part A:

Each chord: D-u-mute

Part B:

Each chord <D-u-D-u> but play with dynamics

Intro (Part A strum):

[G] [G] [F] [F] [G] [G] [F] [F]

Part A:

[G] Watch [G] out [F] you might get [F] what you're after

[G] Cool [G] babies [F] strange but [F] not a stranger

[G] [G] I'm an [F] or-din-[F]ar-y [G] guy

[A7] Burning down the [F] house [F]

[G] Hold [G] tight [F] wait till the [F] party's over

[G] Hold [G] tight [F] we're in for [F] nasty weather

[G] [G] There has [F] got to [F] be a [G] way

[A7] Burning down the [F] house [F]

Part B:

[G] Here's your ticket [G] pack your bag, [F] time for jumpin' [F] overboard

[G] The transpor[G]tation is [F] here [F]

[G] Close enough but [G] not too far, [F] maybe you know [F] where you are

[G] Fightin' [G] fire with [F] fire [F]

Part A:

[G] All [G] wet [F] hey you might [F] need a raincoat

[G] Shake[G]down [F] dreams walking [F] in broad daylight

[G] Three [G] hun-dred [F] six-ty [F] five de[G]grees

[A7] Burning down the [F] house [F]

Part B:

[G] It was once u-[G]pon a place some-[F]times I listen [F] to myself
[G] Gonna [G] come in first [F] place [F]
[G] People on their [G] way to work [F] baby what did [F] you expect
[G] Gonna [G] burst into [F] flame [F]

Part A:

[G] [G] [F] [F]
[G] [G] [F] [F]
[G] [G] [F] [F] [G]
[A7] Burning down the [F] house [F]

[G] My [G] house [F] s'out of the [F] ordinary
[G] That's [G] might [F] don't want to [F] hurt nobody
[G] Some things [G] sure can [F] sweep me [F] off my [G] feet
[A7] Burning down the [F] house [F]

Part B:

No [G] visible means [G] of support and [F] you have not seen [F] nuthin' yet
[G] Every-[G]thing's stuck to-[F]gether [F]
[G] I don't know what [G] you expect star-[F]ing into the [F] TV set
[G] Fighting [G] fire with [F] fire [F]

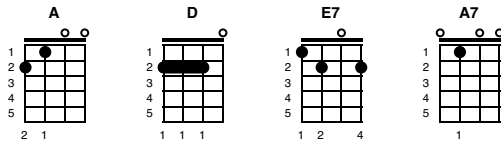
Part A:

[G] [G] [F] [F]
[G] [G] [F] [F]
[G] [G] [F] [F] [G]
[A7] Burning down the [F] house [F]
[G] (tremolo)

Bye Bye Love

Key of A

Felice and Boudleaux Bryant © 1958, recorded by the Everly Brothers



Intro: [A] [A] [A] [A]

Chorus:

[D] Bye, bye, [A] love, [D] bye, bye, [A] happiness
[D] hello [A] loneliness, I think I'm [E7] gonna [A] cry
[D] Bye, bye, [A] love, [D] bye, bye, [A] sweet caress
[D] hello [A] emptiness, I feel like [E7] I could [A] die
Bye [A] bye, my [E7] love, good [A] bye [A]/

Verse 1:

There goes my [E7] baby, with someone [A] new;
she sure looks [E7] happy; I sure am [A] blue;
[A7] she was my [D] baby 'til he stepped [E7] in
Good bye to romance that might have [A] been [A7]

Chorus:

[D] Bye, bye, [A] love, [D] bye, bye, [A] happiness
[D] hello [A] loneliness, I think I'm [E7] gonna [A] cry
[D] Bye, bye, [A] love, [D] bye, bye, [A] sweet caress
[D] hello [A] emptiness, I feel like [E7] I could [A] die
Bye [A] bye, my [E7] love, good [A] bye [A]/

Verse 2:

I'm through with [E7] romance, I'm through with [A] love
I'm through with a [E7]-countin' the stars a-[A]bove
[A7] and here's the [D] reason that I'm so [E7] free
My lovin' baby is through with [A] me [A7]

Chorus:

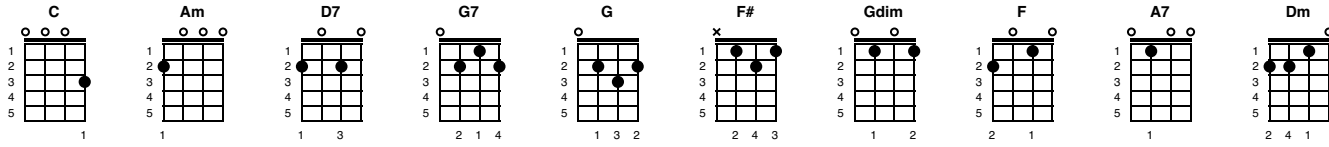
[D] Bye, bye, [A] love, [D] bye, bye, [A] happiness
[D] hello [A] loneliness, I think I'm [E7] gonna [A] cry
[D] Bye, bye, [A] love, [D] bye, bye, [A] sweet caress
[D] hello [A] emptiness, I feel like [E7] I could [A] die
Bye [A] bye, my [E7] love, good [A] bye
Bye [A] bye, my [E7] love, good [A] bye
Bye [A] bye, my [E7] love, good [A] bye [A]/

By the Light of the Silvery Moon

Key of C

Gus Edwards and Edward Madden, 1909

Video: Fats Waller <https://youtu.be/M8sGdqCSg30>



Intro:

[C] D-Du [Am] D-Du [D7] DuDu [G7] DuDu

[C] D-Du [Am] D-Du [D7] DuDu [G7]/

By the [C] light [G7][C] of the [C] silver-y [D7] moon [Am][D7]

I [D7] want to [G] spoon [F#][G]

To my [G] honey I'll [C] croon [Gdim] love's [G7] tune [G7]

Honey-[C]moon [G7][C] keep a [C] shinin' in [F] June [A7][Dm]

Your [Dm] silv'ry [C] beams will [Dm] bring love's [C] dreams

We'll be [Am] cuddling [D7] so-[D7]-oo-[G7]/-oon by the silver-y

[C] moon [Am] [D7] [G7]

[C] [Am] [D7] [G7]/

By the [C] light (not the [G7] dark, but the [C] light)

Of the silver-y [D7] moon (not the [Am] sun but the [D7] moon)

I [D7] want to [G] spoon (not [Gdim] knife but [G] spoon)

To my honey I'll [C] croon [Gdim] love's [G7] tune [G7]

Honey-[C]moon (not the [G7] sun but the [C] moon)

Keep a [C] shinin' in [F] June (not [A7] May but [Dm] June)

Your [Dm] silver-y [C] beams will [Dm] bring love's [C] dreams

We'll be [Am] cuddling [D7] soon (not [D7] later but [G7]/ soon)

By the silver-y [C] moon [Am] [D7] [G7]

[C] [Am] [D7] [G7]/

By the [C] light [G7][C] of the [C] silver-y [D7] moon [Am][D7]

I [D7] want to [G] spoon [F#][G]

To my [G] honey I'll [C] croon [Gdim] love's [G7] tune [G7]

Honey-[C]moon [G7][C] keep a [C] shinin' in [F] June [A7][Dm]

Your [Dm] silv'ry [C] beams will [Dm] bring love's [C] dreams

We'll be [Am] cuddling [D7] so-[D7]-oo-[G7]/-oon by the silver-y

[C] moon [Am] [D7] by the [G7] silver-y

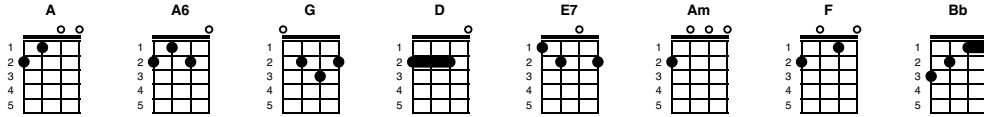
[C] moon [Am] [D7] by the [G7] silver-y

[C] moon [C]/ [G7]/ [C]/

California Girls

The Beach Boys, ©1965

Key of A



A	..9.7.54.. ..9.7.54.. ..7.5.32.. ..5.3.10..
E	5..5.5..57 5..5.5..57 3..3.3..35 1..1.1..13
C
G

[A]/ [A6]/ [A]/ [A6]/ [A]/ [A6]/ [A]/ [A6]/

Well, [A] East Coast girls are hip, I really
 [G] dig those styles they wear, and the
 [D] Southern girls with the way they talk, they knock me
 [E7] out when I'm down [E7] there
 The [A] Mid-West farmers' daughters, really
 [G] make you feel alright, and the
 [D] Northern girls with the way they kiss, they keep their
 [E7] boyfriends warm at [E7] night

I [A] wish they all could [D] be California
 I [G] wish they all could [Am] be California
 I [F] wish they all could [Bb] be California [A] girls [A]/ [A6]/ [A]/ [A6]/

The [A] West Coast has the sunshine, and the
 [G] girls all get so tanned, I dig a
 [D] french bikini on Hawaiian island dolls, by a
 [E7] palm tree in the [E7] sand
 I've [A] been all around this great big world, and
 [G] I seen all kinds of girls, yeah, but
 [D] I couldn't wait to get back in the states, back to the
 [E7] cutest girls in the [E7] world

I [A] wish they all could [D] be California
 I [G] wish they all could [Am] be California
 I [F] wish they all could [Bb] be California [A] girls [A]/ [A6]/ [A]/ [A6]/

A	0.....0..... 2.....2.....
E	.0.20..0.20 .0.20..0.20

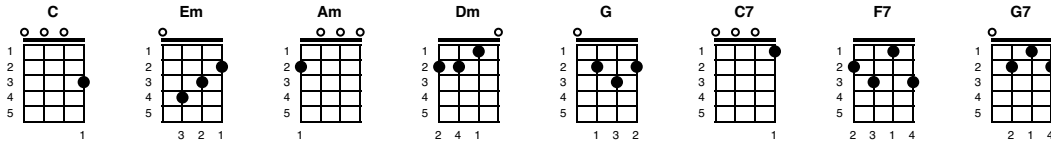
Outro: fade

I [A] wish they all could be California
 I [D] wish they all could be California
 I [A] wish they all could be California [A]/ girls
 I [D] wish they all could be California
 I [A] wish they all could be California
 I [D] wish they all could be California [A]/ girls

Can't Buy Me Love

Key of C

The Beatles



1, 2, 3, 4 [C]/ Can't buy me [Em] love [Am], [Em] love [Am]
Can't buy me [Dm] love [G]

Verse 1:

I'll [C] buy you a diamond [C] ring my friend, if it [C7] makes you feel al-[C7]right
I'll [F7] get you any-[F7]thing my friend, if it [C] makes you feel al-[C]right
Cause [G7] I don't care too [F7]/ much for money, [F7] money can't buy me [C] love

Verse 2:

I'll [C] give you all I've [C] got to give, if you [C7] say you love me [C7] too
I [F7] may not have a-[F7]lot to give but what I [C] got I'll give to [C] you
[G7] I don't care too [F7]/ much for money, [F7] money can't buy me [C] love

Chorus:

Can't buy me [Em] love [Am], [Am] everybody tells me [C] so
Can't buy me [Em] love [Am], [Dm] no, no, no, [G7] no

Verse 3:

[C] Say you don't need no [C] diamond rings and [C7] I'll be satis-[C7]fied
[F7] Tell me that you want the [F7] kind of things that [C] money just can't [C] buy
[G7] I don't care too [F7]/ much for money, [F7] money can't buy me [C] love [C] (scream)

Solo (don't sing):

[C] Say you don't need no [C] diamond rings and [C7] I'll be satis-[C7]fied
[F7] Tell me that you want the [F7] kind of things that [C] money just can't [C] buy
[G7] I don't care too [F7]/ much for money, [F7] money can't buy me [C] love

Chorus (sing):

Can't buy me [Em] love [Am], [Am] everybody tells me [C] so
Can't buy me [Em] love [Am], [Dm] no, no, no, [G7] no

Verse & Outro:

[C] Say you don't need no [C] diamond rings and [C7] I'll be satis-[C7]fied
[F7] Tell me that you want the [F7] kind of things that [C] money just can't [C] buy
[G] I don't care too [F7]/ much for money, [F7] money can't buy me [C] love

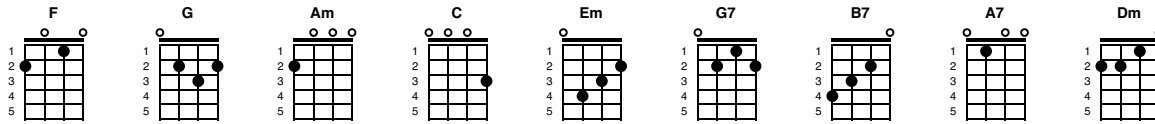
Can't buy me [Em] love [Am], [Em] love [Am]
Can't buy me [Dm] lo-[G]-ove [C]/ oh

Can't Help Falling in Love

Key of C

Hugo Peretti, Luigi Creatore and George David Weiss, ©1961

timing: 6/8 but play it as 3/4, waltz



Intro:

[F] [G] [Am] [F] [C] [G] [C] [C]

Verse:

[C] Wise [Em] men [Am] say only [F] fools [C] rush [G] in [G]
But [F] I [G] can't [Am] help [F] falling in [C] love [G7] with [C] you [C]

[C] Shall [Em] I [Am] stay, would it [F] be [C] a [G] sin? [G]
If [F] I [G] can't [Am] help [F] falling in [C] love [G7] with [C] you [C]

Chorus:

[Em] Like a river [B7] flows [Em] surely to the [B7] sea
[Em] Darling so it [B7] goes
[Em] Some things [A7] are meant to [Dm] be [G] [G]/

Verse:

[C] Take [Em] my [Am] hand, take my [F] whole [C] life [G] too [G]
For [F] I [G] can't [Am] help [F] falling in [C] love [G7] with [C] you [C]

Chorus:

[Em] Like a river [B7] flows [Em] surely to the [B7] sea
[Em] Darling so it [B7] goes
[Em] Some things [A7] are meant to [Dm] be [G] [G]

Verse:

[C] Take [Em] my [Am] hand, take my [F] whole [C] life [G] too [G]
For [F] I [G] can't [Am] help [F] falling in [C] love [G7] with [C] you [C]

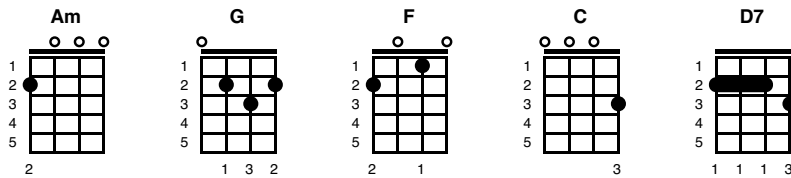
Outro:

For [F]/ I [G]/ can't [Am]/ help [F]/ falling in [C]/ love [G]/ with [C]/ you [C]/

Cheeseburger In Paradise

Jimmy Buffett, ©1978

Key of C



Intro:

[Am]dudu [G]/ [Am]dudu [F]/ [Am]dudu [G]/

[C] . . Tried to a-[F]mend my car-[G]nivorous [C] habits
[F] Made it nearly [G] seventy [C] days, . . Losin'
[F] weight without [G] speed, eatin' [C] sunflower seeds
[D7] Drinkin' lots of carrot juice and [G] soaking' up rays, but at

[F] night I'd [G] have these [C] wonderful dreams
[F] Some kind of [G] sensuous [Am] treat, . . Not zu-
[F]cchini, fettu-[C]ccini, or [F] bulgar [C] wheat, but a
[F] big warm [C] bun and a [G] huge hunk of [C] meat .

Chorus:

[F] . Cheese-[G]burger in [C] paradise
[F] Heaven on [G] earth with an [C] onion slice
[F] Not too par-[G]ticular, [C] not too precise, I'm just a
[F] . cheese-[C]burger in [G] para-[C]dise .

[Am]dudux [G]/ [C]

[F] Heard about the [G] old time [C] sailor men, They eat the
[F] same thing a-[G]gain and a-[C]gain
[F] Warm beer and [G] bread they [C] say could raise the dead, Well, it rem-
[D7]inds me of the menu at a [G] Holiday Inn, But

[F] times have [G] changed for [C] sailors these days, When
[F] I'm in port I [G] get what I [Am] need, . . Not just Ha-
[F]vanas or ba-[C]nana or [F] daiquir-[C]is, But that A-
[F]merican cre-[C]ation on [G] which I [C] feed .

Chorus:

[F] . Cheese-[G]burger in [C] paradise
[F] Medium [G] rare with [C] mustard be nice
[F] Not too par-[G]ticular, [C] not too precise, . I'm just a
[F] . cheese-[C]burger in [G] para-[C]dise .

Solo:

[F]// [G]// [C] 4x

Breakdown-clap no strum:

I like mine with lettuce and tomato
Heinz 57 and French fried potatoes
Big kosher pickle and a cold draught beer
Well, good god Almighty which way do I steer for my

Chorus:

[F] . Cheese-[G]burger in [C] paradise
[F] Making the [G] best of every [C] virtue and vice
[F] Worth every [G] damn bit of [C] sacrifice, I'm just a
[F] . cheese-[C]burger in [G] para-[C]dise, I'm just a
[F] . cheese-[C]burger in [G] para-[C]dise, I'm just a
[F] . cheese-[C]burger in [G] para-[C]dise .

[Am]dudu [G]/ [Am]dudu [F]/ [Am]dudu [G]/ [C]

Breakdown-clap no strum:

I like mine with lettuce and tomato
Heinz 57 and French fried potatoes
Big kosher pickle and a cold draught beer
Well, good god Almighty which way do I steer

Outro:

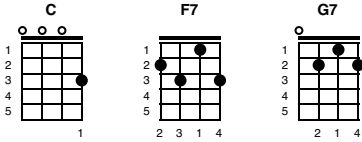
[Am]dudu [G]/ [Am]dudu [F]/ [Am]dudu [G]/ [C]/

Choo Choo Ch'Boogie

Key of C

Vaughn Horton, Denver Darling, and Milt Gabler - Performed by Louis Jordan & His Tympany Five, 1946

Strum: Combination of "D-Du" and "D-Du-uDu" or "DuDuDu" - whatever you do make it swing!



Intro: [C] [C] [C] [C] (two beats per chord - 8 beat count in)

Verse 1:

[C] Heading for the station with a pack on my back

[C] Tired of transportation in the back of a hack

I [F7] love to hear the rhythm of the clickity-clack

And [C] hear the lonesome whistle, see the smoke from the stack

And [G7] pal around with democratic fellows named Mack

So [C] take me right back to the track, Jack

Chorus:

[F7] Choo-choo, choo-choo ch'boogie [C] Woo-woo, woo-woo ch'boogie

[F7] Choo-choo, choo-choo ch'boogie [C] Take me right back to the track, Jack

Verse 2:

You [C] reach your destination but alas and alack

You [C] need some compensation to get back in the black

You [F7] take a morning paper from the top of the stack

And [C] read the situations from the front to the back

The [G7] only job that's open needs a man with a knack

So [C] put it right back in the rack, Jack

Chorus:

[F7] Choo-choo, choo-choo ch'boogie [C] Woo-woo, woo-woo ch'boogie

[F7] Choo-choo, choo-choo ch'boogie [C] Take me right back to the track, Jack

Verse 3:

[C] Gonna settle down by the railroad track

[C] Live the life of o'Reilly in a broken down shack

So [F7] when I hear a whistle I can peak through a crack

And [C] watch the train a-rolling when it's balling the jack

Well, [G7] I just love the rhythm of the clickity-clack

So [C] take me right back to the track, Jack

Chorus x 2:

[F7] Choo-choo, choo-choo ch'boogie [C] Woo-woo, woo-woo ch'boogie

[F7] Choo-choo, choo-choo ch'boogie [C] Take me right back to the track, Jack

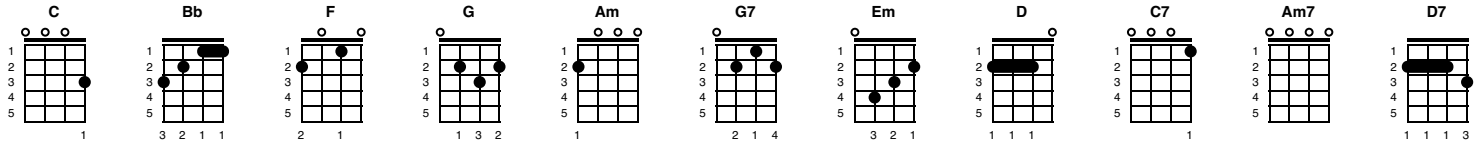
[F7] Choo-choo, choo-choo ch'boogie [C] Woo-woo, woo-woo ch'boogie

[F7] Choo-choo, choo-choo ch'boogie [G7]/ Take /me /right /back /to /the /track - [C]/Jack

City of New Orleans

Steve Goodman, 1971

Key of C



Intro:

[C] [Bb]// [F]// [C] [C]
[C] [Bb]// [F]// [C] [C]

Verse 1:

[C] Riding on the [G] City of New [C] Orleans [C]
[Am] Illinois Central [F] Monday morning [C] rail [G7]
[C] Fifteen cars and [G] fifteen restless [C] riders [C]. . .
Three con-[Am]duc-tors and [G7] twenty-five sacks of [C] mail [C] . . .
All a-[Am]long the southbound [Am] odyssey, the [Em] train pulls out at [Em] Kankakee
And [G] rolls along past [G] houses, farms and [D] fields [D]
[Am] Passin' trains that [Am] have no names, [Em] freight yards full of [Em] old grey men
And the [G] graveyards of the [G7] rusted automo-[C]biles [C7]

Chorus:

[F] Good morning A-[G7]merica how [C] are you? [C]
[Am] Don't you know me, [F] I'm your native [C] son [G7]//
I'm the [C] train they call The [G] City of New Or-[Am]//[Am7]//[D7]-leans. . .
I'll be [Bb]// gone five [F]// hun-dred [G7] miles when the day is [C] done [C]. . .

Verse 2:

Dealin' [C] card games - with the [G] young man in the [C] club car [C]
[Am] Penny a point ain't [F] no one keepin' [C] score [G7]
[C] Pass - the paper [G] bag that holds the [C] bottle [C]
[Am] Feel the wheels [G7] rumblin' 'neath the [C] floor [C]. . .
And the [Am] sons of pullman [Am] porters, and the [Em] sons of engin-[Em]eers .
Ride their [G] father's magic [G] carpet made of [D] steel [D]
[Am] Mothers with their [Am] babes asleep are [Em] rockin' to the [Em] gentle beat
And the [G] rhythm of the [G7] rails is all they [C] feel [C7]

Chorus:

[F] Good morning A-[G7]merica how [C] are you? [C]
[Am] Don't you know me, [F] I'm your native [C] son [G7]//
I'm the [C] train they call The [G] City of New Or-[Am]//[Am7]//[D7]-leans. . .
I'll be [Bb]// gone five [F]// hun-dred [G7] miles when the day is [C] done [C]

Verse 3 (sing softer):

[C] Night-time on The [G] City of New [C] Orleans [C]
[Am] Changin' cars in [F] Memphis, Tennes-[C]see [G7]
[C] Half-way home, and [G] we'll be there by [C] morning [C]. . .
Through the [Am] Mississippi darkness [G7] rolling down to the [C] sea [C]. . .
And [Am] all the towns and [Am] people seem to [Em] fade in-to a [Em] bad dream
And the [G] steel rails [G] still ain't heard the [D] news [D]. . .
The con-[Am]ductor sings his [Am] song again, the [Em] passengers will [Em] please refrain
This [G] train's got the disap-[G7]pearin' railroad [C] blues [C7]

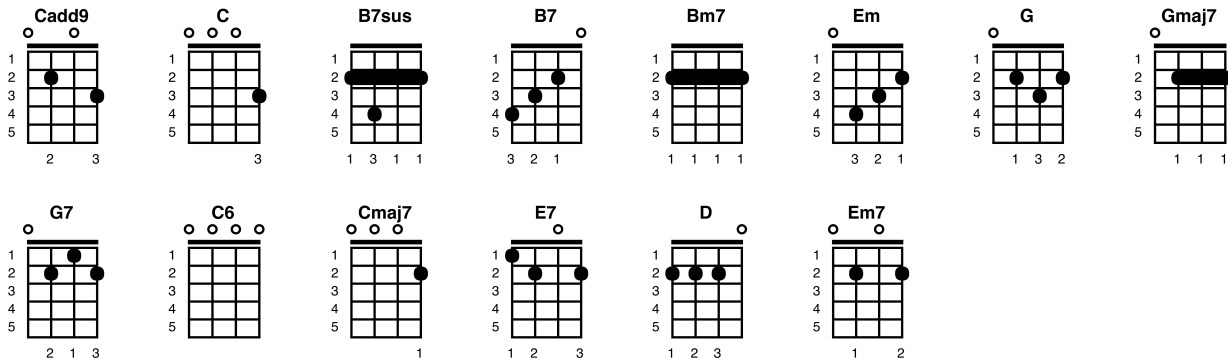
Chorus & tag):

[F] Good night A-[G7]merica how [C] are you? [C]
[Am] Don't you know me, [F] I'm your native [C] son [G7]//
I'm the [C] train they call The [G] City of New Or-[Am]//[Am7]//[D7]-leans. . .
I'll be [Bb]// gone five [F]// hun-dred [G7] miles when the day is [C] done [C]. . .
I'll be [Bb]// gone five [F]// hun-dred [G7] miles when the day is [C] done [C]/

Close to You

Key of C

Hal David and Burt Bacharach, ©1970



Intro:

[Cadd9] . [C] . [Cadd9] . [C] . [Cadd9] . [C] . [Cadd9]/ . Why do
E | 0 3

[Cadd9] birds . sudden-ly ap-[B7sus]pear . [B7] . every-[Bm7]time . . you are [Em] near? . . .
[C] Just like [Cadd9] me . [C] they long [Cadd9] to be [G] close to [Gmaj7] you . [Gmaj7]/ . Why do

[Cadd9] stars fall down from the [B7sus] sky . [B7] . every-[Bm7]time . . you walk [Em] by? . . .
[C] Just like [Cadd9] me . [C] they long [Cadd9] to be [G] close to [Gmaj7] you . [G7]

Bridge:

[C]/ On the [C6]/ day that [Cmaj7]/ you were [C6]/ born the
[C]/ angels [C6]/ got to-[Cmaj7]/gether [C6]/ And de-
[Bm7]cided to create a dream come [E7] true . . So they
[Cadd9] sprinkled moondust [C] in your hair, and
[Cmaj7] golden starlight [C6] in your eyes of [D] blue . . . [D]/ . That is

[Cadd9] why all the girls in [B7sus] town . [B7] . follow [Bm7] you . . all a-[Em]round . . .
[C] Just like [Cadd9] me . [C] they long to [Cadd9] be . [G] close to [Gmaj7] you . [Gmaj7]/ . . .

Instrumental:

[Cadd9] [B7sus] . . [B7] . . [Bm7] [Em]
[C] . . [Cadd9] . . [C] . . [Cadd9] . . [G] . . [Gmaj7] . . [G7]

Bridge:

[C]/ On the [C6]/ day that [Cmaj7]/ you were [C6]/ born the
[C]/ angels [C6]/ got to-[Cmaj7]/gether [C6]/ And de-
[Bm7]cided to create a dream come [E7] true . . So they

[Cadd9] sprinkled moondust [C] in your hair, and
[Cmaj7] golden starlight [C6] in your eyes of [D] blue . . . [D]/ . That is

[Cadd9] why all the girls in [B7sus] town . [B7] . follow [Bm7] you . . all a-[Em]round . . .
[C] Just like [Cadd9] me . [C] they long to [Cadd9] be . [G] close to [Gmaj7] you . [Gmaj7]
[C] Just like [Cadd9] me . [C] they long to [Cadd9]/ be . . . close to [Gmaj7] you .
[Em7] . . [Gmaj7] . . [Em7] . . [Gmaj7] . . [Em7] . . [Gmaj7]/ (2 3 4)

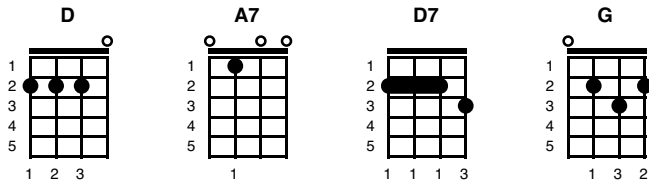
Outro:

[Em] Wah-ah ah ah [Em7] ah . . . [Bm7] close to you . [Bm7]
[Em] Wah-ah ah ah [Em7] ah . . . [Bm7] close to you . [Bm7]
[Em] Wah-ah ah ah [Em7] ah . . . [Bm7] close to you . [Bm7]
[Em] Wah-ah ah ah [Em7] ah . . . [Bm7] close to you . [Bm7]/

Cold, Cold Heart

Hank Williams, ©1951

Key of D



Intro: [D] [D] [D] [D]

Verse 1:

I [D] tried so hard my [D] dear to show that [D] you're my every [A7] dream
Yet [A7] you're afraid each [A7] thing I do is [A7] just some evil [D] scheme
A [D] mem'ry from your [D] lone-some past keeps [D7] us so far a-[G]part [G]
Why [A7] can't I free your [A7] doubtful mind and [A7] melt your cold, cold [D] heart [D]

Verse 2:

An-[D]other love be-[D]fore my time made [D] your heart sad and [A7] blue
And [A7] so my heart is [A7] paying now for [A7] things I didn't [D] do
In [D] anger, un-kind [D] words are said that [D7] make the teardrops [G] start [G]
Why [A7] can't I free your [A7] doubtful mind and [A7] melt your cold, cold [D] heart [D]

Verse 3:

You'll [D] never know how [D] much it hurts to [D] see you sit and [A7] cry
You [A7] know you need and [A7] want my love yet [A7] you're afraid to [D] try
Why [D] do you run and [D] hide from life, to [D7] try it just ain't [G] smart [G]
Why [A7] can't I free your [A7] doubtful mind and [A7] melt your cold, cold [D] heart [D]

Verse 4:

There [D] was a time when [D] I believed that [D] you belonged to [A7] me
But [A7] now I know your [A7] heart is shackled [A7] to a mem-or-[D]y
The [D] more I learn to [D] care for you, the [D7] more we drift a-[G]part [G]
Why [A7] can't I free your [A7] doubtful mind and [A7] melt your cold, cold [D] heart

Outro:

Why [A7] can't I free your [A7] doubtful mind and [A7] melt your cold, cold [D] heart [D]/

Come and Get Your Love

Key of D

Pat and Lolly Vegas / Redbone © 1973 video <https://youtu.be/4slsnCwISVo>

Note: Each chord gets 2 beats

Intro:

[D] [D] [D] [D] [D] [D] [D] [D]
A | - 5 - - 2 - - - - 5 - - 2 - - - - 5 - - 2 - - - - 5 - 5 - 2 - - - - | - 5 - - 2 - - - - 5 - - 2 - - - - 5 - - 2 - - - - 5 - 5 - 2 - - - - |
E | - - - - - 5 - - - - - 5 - - - - - 5 - - - - - 5 - | - - - - - 5 - - - - - 5 - - - - - 5 - - - - - 5 - - - - - 5 - |

Verse 1:

[Em] Hey [A] (hey), [D] . what's the [Bm7] matter with your [Em] head, [A] . yea-[D]ah [Bm7]
[Em] Hey [A] (hey), [D] . what's the [Bm7] matter with your [Em] mind and your
[A] sign and-a [D] oh [Bm7]
[Em] Hey [A] (hey), [D] . nothing's the [Bm7] matter with your [Em] head baby
[A] find it [D] . come on and [Bm7] find it
[Em] Hell [A] [D] . with it [Bm7] baby 'cause you're [Em] fine and you're [A] mine and you
[D] . look so [Bm7] divine and

Chorus:

[Em] . Come and [A] get your [D] love [Bm7]
[Em] . Come and [A] get your [D] love [Bm7]
[Em] . Come and [A] get your [D] love [Bm7]
[Em] . Come and [A] get your [D] love [Bm7] [Em] [A]

Verse 2:

[Em] Hey [A] (hey), [D] . what's the [Bm7] matter with your [Em] feel right
[A] . don't you [D] feel right, [Bm7] baby?
[Em] Hey [A] . oh [D] yeah, [Bm7] get it from the [Em] main vine
[A] . al-[D]right [Bm7] I said I
[Em] found it, [A] found it, [D] Darlin' [Bm7] love it, if you [Em] like it, [A] . yeah [D] [Bm7]
[Em] Hey [A] (hey) [D] Darlin' [Bm7] love it, if you [Em] like it, [A] . yeah [D] [Bm7]
[Em] Hey [A] (hey) [D] . It's your [Bm7] business if you [Em] want some, [A] take some
[D] . Get it to-[Bm7]gether baby

Chorus:

[Em] . Come and [A] get your [D] love [Bm7]
[Em] . Come and [A] get your [D] love [Bm7]
[Em] . Come and [A] get your [D] love [Bm7]
[Em] . Come and [A] get your [D] love [Bm7] [Em] [A]

Bridge:

[Em] Come and get your love, come and [A] get your love, come and get your [D] love now [Bm7]
[Em] Come and get your love, come and [A] get your love, come and get your [D] love now [Bm7]
[Em] Come and get your love, come and [A] get your love, come and get your [D] love now [Bm7]
[Em] Come and get your love, come and [A] get your love, come and get your [D] love now [Bm7]

Chorus:

[Em] . Come and [A] get your [D] love [Bm7]
[Em] . Come and [A] get your [D] love [Bm7]
[Em] . Come and [A] get your [D] love [Bm7]
[Em] . Come and [A] get your [D] love [Bm7] [Em] [A]

[Em] Hey [A] (hey), [D] . what's the [Bm7] matter with your [Em] feel right [A] . don't you
[D] feel right, [Bm7] baby?
[Em] Hey [A] . oh [D] yeah, [Bm7] get it from the [Em] main vine
[A] . al-[D]right

Repeat Intro:

	[D]		[D]		[D]		[D]		[D]		[D]		[D]		[D]		[D]
A	- 5 - - 2 - - - - -	5 - - 2 - - - - -	5 - - 2 - - - - -	5 - - 2 - - - - -	5 - 5 - 2 - - - -	- 5 - - 2 - - - - -	5 - - 2 - - - - -	5 - - 2 - - - - -	5 - - 2 - - - - -	5 - 5 - 2 - - - -							
E	- - - - - 5 - - - - -	5 - - - - - 5 - - - - -	5 - - - - - 5 - - - - -	5 - - - - - 5 - - - - -	5 - - - - - 5 - - - - -	- - - - - 5 - - - - -	5 - - - - - 5 - - - - -	5 - - - - - 5 - - - - -	5 - - - - - 5 - - - - -	5 - - - - - 5 - - - - -							

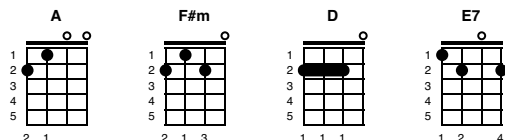
Outro (fade):

[Em] La-la-la-la-la, La-la-[A]la-la-la, La-la-la-la [D] La-la (come and [Bm7] get your love)
[Em] La-la-la-la-la, La-la-[A]la-la-la, La-la-la-la [D] La-la (come and [Bm7] get your love)
[Em] La-la-la-la-la, La-la-[A]la-la-la, La-la-la-la [D] La-la (come and [Bm7] get your love)
[Em] [A] [D]/

Come On Up to the House

Key of A

Tom Waits and Kathleen Brennan, 1999



Intro (last two lines of a verse):

[A] All your [F#m] cry-in' don't [D] do you no [A] good, come on up to the [F#m] house
Come [A] down off the [F#m] cross, we can [D] use the [A] wood
Come on [E7] up to the [A] house

Verse 1:

Well the [A] moon is [F#m] broken and the [D] sky is [A] cracked
Come on up to the [F#m] house
The only [A] things that you can [F#m] see is [D] all that you [A] lack
Come on [E7] up to the [A] house
[A] All your [F#m] cry-in' don't [D] do you no [A] good
Come on up to the [F#m] house
Come [A] down off the [F#m] cross, we can [D] use the [A] wood
Come on [E7] up to the [A] house

Chorus:

[A] Come on up to the house, come on up to the [F#m] house
The world is [A] not my [F#m] home, I'm just a [D] passin' [A] through
Come on [E7] up to the [A] house

(Instrumental solo - repeat chorus x 1)

[A] Come on up to the house, come on up to the [F#m] house
The world is [A] not my [F#m] home, I'm just a [D] passin' [A] through
Come on [E7] up to the [A] house

Verse 2:

There's no [A] light in the [F#m] tunnel, no [D] irons in the [A] fire
Come on up to the [F#m] house
And your [A] singin' lead so-[F#m]prano in a [D] junkman's [A] choir
Come on [E7] up to the [A] house
Don't [A] life seem [F#m] nasty, [D] brutish and [A] short
Come on up to the [F#m] house
Well the [A] seas are [F#m] stormy and you [D] can't find no [A] port
Come on [E7] up to the [A] house

Chorus:

[A] Come on up to the house, come on up to the [F#m] house
The world is [A] not my [F#m] home, I'm just a [D] passin' [A] through
Come on [E7] up to the [A] house

(Instrumental solo - repeat chorus x 1)

[A] Come on up to the house, come on up to the [F#m] house
The world is [A] not my [F#m] home, I'm just a [D] passin' [A] through
Come on [E7] up to the [A] house

Verse 3:

There's [A] nothin in the [F#m] world that [D] you can [A] do
Come on up to the [F#m] house
And you been [A] whipped by the [F#m] forces in-[D]side [A] you
Come on [E7] up to the [A] house
Well you're [A] high on [F#m] top of your [D] mountain of [A] woe
Come on up to the [F#m] house
And you [A] know you should sur-[F#m]render, but you [D] can't let it [A] go
Come on [E7] up to the [A] house

Outro - A cappella / percussion:

[A] Come on up to the house, come on up to the [F#m] house
The world is [A] not my [F#m] home, I'm just a [D] passin' [A] through
Come on [E7] up to the [A] house

Strum:

[A] Come on up to the house, come on up to the [F#m] house
The world is [A] not my [F#m] home, I'm just a [D] passin' [A] through
Come on [E7] up to the [A] house

Tag (single strums):

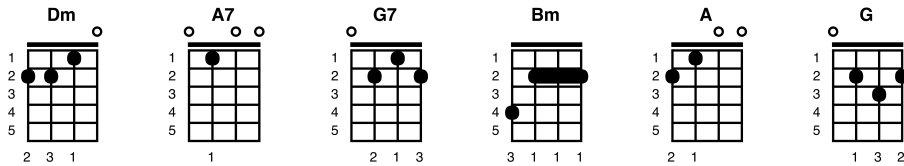
The world is [A]/ not my [F#m]/ home, I'm just a [D]/ passin' [A]/ through
[A]/ Come on [E7]/ up to the [A]/ house [A] (tremolo)

(NOTE: Capo on 1st fret to play in Bb to play in Sarah Jarosz's key)

Come Together

Beatles, ©1969

Key of Dm



Riff

A | -----8--5-5-5-

E | -1--1--5-----

Intro: [Dm]/ [Dm]/ [Dm]/ [Dm]/

Riff x4

sing x4 do do do do do do do

[Dm] . Here come old flattop he come, grooving up slowly

He got, joo-joo eyeball he one, holy roller he got

[A7] . hair down to his knee

[G7] Got to be a joker he just do what he please

Interlude: [Dm]/ ... [Dm]/ ... [Dm]/ ... [Dm]/ ...

Riff x4

[Dm] . He wear no shoeshine he got, toe-jam football

[Dm] . He got, monkey finger he shoot coca-cola, He say

[A7] . "I know you, you know me"

[G7] One thing I can tell you is you got to be free

Come [Bm]/// together [A]/ right [G]/// now [A]/ over

Interlude: [Dm]/ me ... [Dm]/ ...

Riff x4

[Dm] . He bag production he got, walrus gumboot

[Dm] . He got, Ono sideboard he one, spinal cracker He got

[A7] . feet down below his knee

[G7] Hold you in his armchair you can feel his disease

Come [Bm]/// together [A]/ right [G]/// now [A]/ over

Interlude: [Dm]/ me ... [Dm]/ ... [Dm]/ ... [Dm]/ ...

Riff x4

[Dm] . He roller-coaster he got, early warning

[Dm] . He got, muddy water he one mojo filter, He say

[A7] . "One and one and one is three"

[G7] Got to be good-looking cos he's so hard to see

Come [Bm]/// together [A]/ right [G]/// now [A]/ over

Outro: [Dm]/ me ... [Dm]/ ... [Dm]/ ... [Dm]/ ...

Riff x4

fade [Dm]/ ... [Dm]/ ... [Dm]/ ... [Dm]/ ...

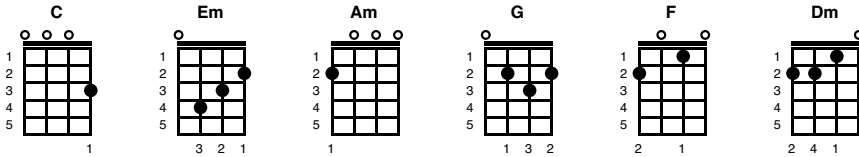
come together

come together

Count On Me

Bruno Mars, 2010

Key of C



Intro: [C] [C] [C] [C] . . .

Verse:

If you [C] ev-er find your-self stuck [C] in the middle of the [Em] sea [Em] . . .
I'll [Am] sail the world [G] . . . to [F] find you [F] . . .
If you [C] ever find yourself lost [C] in the dark and you can't [Em] see [Em] . . .
I'll [Am] be the light [G] . . . to [F] guide you [F]

Pre-Chorus & Chorus:

[Dm] . . . To [Dm] find out what we're [Em] made of [Em] . . .
When [F] we are called to [F] help our friends in [G] need [G]/
(Tacet) You can [C] count on [C] me like [Em] one, two, [Em] three
I'll be [Am] there [G] . . . and [F] I know when I [F] need it I can
[C] count on [C] you like [Em] four, three, [Em] two and you'll be [Am] there
[G] . . . 'cause [F] that's what friends are [F] supposed to do oh [C] yeah
[C] Wooh ooh ooh ooh [Em] ooh [Em] wooh ooh ooh ooh [Am] ooh [G] ooh [F] yeah [G] . . .

Verse:

If you're [C] tossin' and you're turnin' and you [C] just can't fall a-[Em]sleep [Em] . . .
I'll [Am] sing a song [G] . . . be-[F]side you [F] . . .
And if you [C] ever for-get how [C] much you really mean to [Em] me [Em] . . .
Every [Am] day I will [G] . . . re-[F]mind you [F]

Pre-Chorus & Chorus:

[Dm] . . . To [Dm] find out what we're [Em] made of [Em] . . .
When [F] we are called to [F] help our friends in [G] need [G]/
(Tacet) You can [C] count on [C] me like [Em] one, two, [Em] three
I'll be [Am] there [G] . . . and [F] I know when I [F] need it I can
[C] count on [C] you like [Em] four three [Em] two and you'll be [Am] there
[G] . . . 'cause [F] that's what friends are [F] supposed to do oh [C] yeah
[C] Wooh ooh ooh ooh [Em] ooh [Em] wooh ooh ooh ooh [Am] ooh [G] ooh [F] yeah [G] . . .

Bridge & Chorus:

You'll [Dm] al-ways [Dm] have my [Em] shoul-der [Em] when you [Am] cry [Am] [G] [G] . . .
I'll [Dm] ne-ver [Dm] let go [Em] ne-ver [Em] say good-[F]bye [F] [G]/ You know you can
[C] count on [C] me like [Em] one, two, [Em] three
I'll be [Am] there [G] . . . and [F] I know when I [F] need it I can
[C] count on [C] you like [Em] four, three, [Em] two and you'll be [Am] there
[G] . . . 'cause [F] that's what friends are [F] supposed to do oh [C] yeah

Outro:

[C] Wooh ooh ooh ooh [Em] ooh [Em] wooh ooh ooh ooh [Am] ooh [G] ooh .
You can [F] count on me 'cause [F] I can count on [C]/ you

Cripple Creek

Key of C

Appalachian folk song, 19th century

Intro: [C] [C] [C] [C]

Verse 1:

Hey [C] I got a gal at the [F] head of the [C] creek
Go [C] up to see her 'bout the [G7] middle of the [C] week
[C] Kiss her on the mouth, just as [F] sweet as any [C] wine
[C] Wraps herself around me like a [G7] sweet pertater [C] vine

Chorus:

[C] Goin' up Cripple Creek, [C] goin' on a run
[C] Goin' up Cripple Creek, to [G7] have a little [C] fun
[C] Goin' up Cripple Creek, [C] goin' in a whirl
[C] Goin' up Cripple Creek to [G7] see my [C] girl [C]

Verse 2:

[C] Cripple Creek's wide and [F] Cripple Creek's [C] deep
I'll [C] wade old Cripple Creek be-[G7]fore I [C] sleep
[C] Roads are rocky and the [F] hillside's [C] muddy
And [C] I'm so drunk that I [G7] can't stand [C] steady

Chorus:

Verse 3:

[C] One time it rained 'bout a [F] week or [C] more
I [C] never saw such - [G7] mud be-[C]fore
We [C] ran 'round naked like [F] little greased [C] pigs
[C] Stood on our head and [G7] danced a [C] jig

Chorus:

Verse 4:

When [C] grandma died at a [F] hundred and [C] two
We [C] danced and we sang like she [G7] asked us [C] to
[C] Folks drove in from [F] miles a-[C]round
To [C] help lay grand-ma [G7] in the [C] ground

Chorus:

Verse 5:

[C] Lov-in' you is [F] so ea-[C]sy
[C] 'Cause I love you and [G7] you love [C] me
[C] If I had all the [F] gold on [C] earth
It [C] still wouldn't touch what a [G7] good friend's [C] worth

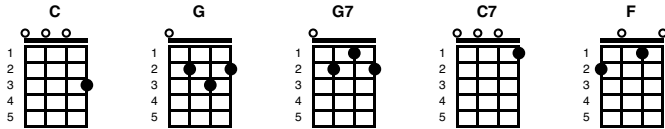
Chorus:

[C] Goin' up Cripple Creek, [C] goin' on a run
[C] Goin' up Cripple Creek, to [G7] have a little [C] fun
[C] Goin' up Cripple Creek, [C] goin' in a whirl
[C] Goin' up Cripple Creek to [G7] see my [C] girl [C]/ [G7] [C]/

Crying Time

Key of C

Buck Owens, ©1964-version recorded by Ray Charles earned two Grammy Awards in ©1967



Intro: [C]/

Chorus:

Oh, it's [C] crying time again, you're gonna [G] leave me
I can [G7] see that far away look, in your [C] eyes
I can [C7] tell by the way you hold me, [F] darling
That it [C] won't be long be-[G]fore it's crying [C] time

Verse 1:

Now, they [C] say that absence makes the heart grow [G] fonder
And that [G7] tears are only rain to make love [C] grow
Well, my [C7] love for you could never grow no [F] stronger
If I [C] lived to be a [G] hundred years [C] old [C]/

Chorus:

Oh, it's [C] crying time again, you're gonna [G] leave me
I can [G7] see that far away look, in your [C] eyes
I can [C7] tell by the way you hold me, [F] darling
That it [C] won't be long be-[G]fore it's crying [C] time

Verse 2:

Now, you [C] say you've found some-one you love [G] better
That's the [G7] way it's happened every time be-[C]fore
And as [C7] sure as the sun comes up to-[F]morrow
Crying [C] time will start when [G] you walk out the [C] door [C]/

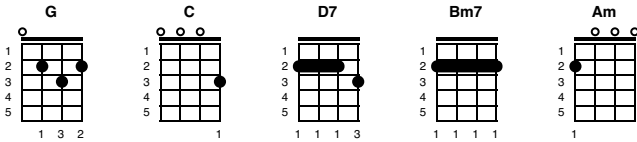
Chorus & Outro:

Oh, it's [C] crying time again, you're gonna [G] leave me
I can [G7] see that far away look, in your [C] eyes
I can [C7] tell by the way you hold me, [F] darling
That it [C] won't be long be-[G]fore it's crying [C] time
Well it [C]/ won't be long be-[G]/ fore it's crying [C] time [C]/

Dance Dance Dance

Key of G

Brenda Cooper, Joseph Cooper, Steve Miller, 1975



Intro: [G]/ (first sung note is a “B”)

Verse 1 (single strum 1st two lines):

[G]/ My grandpa he's [C]/ ninety-five, he [G]/ keeps on dancing he's [D7]/ still alive
[G]/ My grandma she's [C]/ ninety-two, she [G]/ loves to dance and [D7]/ sing some too
[G] I don't know but [C] I've been told, if you [G] keep on dancing you'll [D7] never grow old
[G] Come on darlin' put a [C] pretty dress on, we're [G] gonna go [D7] out to-[G]night

Chorus:

[C] Dance [Bm7] Dance [Am] Dance (x 3)
All night [G] long [G]

Verse 2:

I'm a [G] hard workin' man I'm a [C] sun of a gun
I've been [G] workin' all week in the [D7] noonday sun
The [G] wood's in the kitchen the [C] cow's in the barn
I'm [G] all cleaned up and my [D7] chores are all done
[G] Take my hand [C] come along, [G] let's go out and [D7] have some fun
[G] Come on darlin' put a [C] pretty dress on, we're [G] gonna go [D7] out to-[G]night

Chorus:

[C] Dance [Bm7] Dance [Am] Dance (x 3)
All night [G] long [G]

Verse 3:

Well [G] come on darlin' don't you [C] look that way
Don't you [G] know when you smile I've [D7] got to say
You're my [G] honey-punkin'-lover you're my [C] heart's delight
[G] Don't you want to go [D7] out tonight
You're [G] such a pretty lady you're [C] such a sweet girl
[G] When you dance it brightens [D7] up my world
[G] Come on darlin' put a [C] pretty dress on, we're [G] gonna go [D7] out to-[G]night

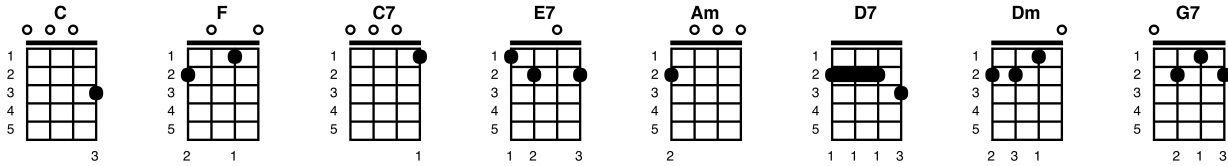
Chorus:

[C] Dance [Bm7] Dance [Am] Dance (x 3)
All night [G] long [G] [D7] [G] [G]/

Dancing in the Street

Key of C

William "Mickey" Stevenson, Marvin Gaye and Ivy Jo Hunter, ©1964



Intro: Kazoo

[C] [C] [C] [C]

Verse:

[C] Calling out a-[C]round the world. Are you [C] ready for a brand new [C] beat? . . .
[C] Summer's here and the [C] time is right . [C] for dancin' in the
[C] street. They're dancing in [C] Aaa-kro-on [C] . . . Down in [C] Por-tage Lakes .
[C] . in Cuy-a-hoga [C] Falls . . . [C] All we need is [F] music . sweet [F] music, there'll be
[F] music every-[F]where . . there'll be [C7] swingin', swayin' [C7] Ukes a-playin'
[C] dancin' in the [C] street . Ohhhh

Chorus:

[E7] . It doesn't mat-ter [E7] what you wear, just as [Am] long as you are
[Am] there . so come on [D7] every guy, [D7] grab a girl,
[Dm] every-where a-[G7]round the world there'll be
[C] dancin' . . . [C] . they're dancin' in the [C] street . . .

Verse:

[C] . . This is an [C7] in-vitation a-[C7]cross the nation. A [C] chance for folks to
[C] meet . . There'll be [C] laughin', singin' and [C] music swingin', [C] dancin' in the
[C] street . In High-land [C] Square . . . [C] . . Bar-ber-ton and [C] Stow, now . .
[C] . . can't forget [C] Ken-more . . [C] All we need is [F] music . sweet [F] music, there'll be
[F] music every-[F]where . . there'll be [C7] swingin', swayin' [C7] Ukes a-playing'
[C] dancing in the [C] street . Ohhh

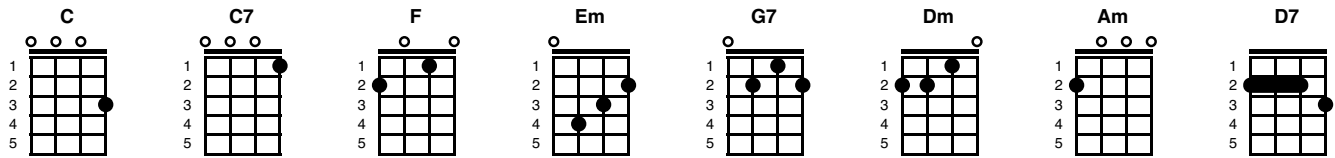
Chorus:

[E7] It doesn't matter [E7] what you wear, just as [Am] long as you are
[Am] there . So come on [D7] every guy, [D7] grab a girl,
[Dm] every-where a-[G7]round the world they're
[C7] dancin' . . . [C] . They're dancin' in the [C] street (dancin' in the
[C] street) They're dancin' in the [C] street (dancin' in the
[C] street) They're dancin' in the [C] street (dancin' in the
[C] street) They're dancin' in the [C]/ street

Danny Boy

Key of C

Lyrics by Frederic Weatherly to the ancient Irish tune Derry Air, ©1913



Oh Danny [C] Boy, the pipes, the [C7] pipes are [F] calling
From [C] glen to glen and [Em] down the [F] mountain-[G7]side
The summer's [C] gone and all the [C7] flowers are [F] dying
It's you, It's [C] you, must [Dm] go and [G7] I must [C] bide [G7]

But come ye [Am] back when [F] summer's [G7] in the [C] meadow
Or when the [Am] valley's [F] hushed and [Em] white with [D7] snow [G7]
For I'll be [C] here in [F] sunshine or in [Am] shadow
Oh Danny [C] Boy, oh Danny [F] Boy, [G7] I love you [C] so! [C]

[G7] But when you [C] come, and all the [C7] flowers [F] dying
If I am [C] dead, and [Em] dead I [F] well may [G7] be
You'll come and [C] find, the place where [C7] I am [F] lying
And kneel and [C] say an [Dm] Ave [G7] there for [C] me [G7]

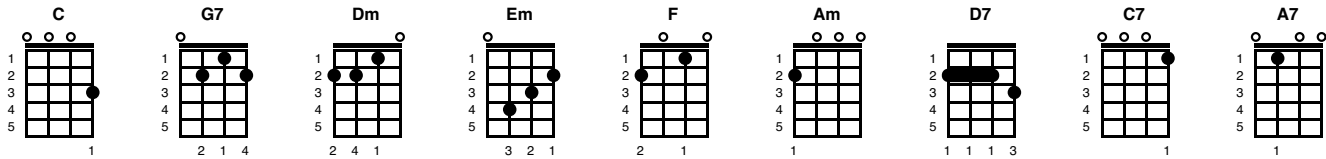
And I will [Am] hear though [F] soft you [G7] tread [C] above me
And all my [Am] grave will [F] warmer [Em] sweeter [D7] be [G7]
For you will [C] bend, and [F] tell me that [C] you [Am] love me
And I shall [C] sleep in [F] peace un-[G7]til you come to [C] me!

Oh Danny [C] Boy, the pipes, the [C7] pipes are [F] calling
From [C] glen to glen and [Em] down the [F] mountain-[G7]side
The summer's [C] gone and all the [C7] flowers are [F] dying
It's you, It's [C] you, must [Dm] go and [G7] I must [C] bide [G7]

Daydream Believer

John Stewart

Key of C



Intro: [C] [G7] [C] [C]/

Oh I could [C] hide 'neath the [Dm] wings
Of the [Em] bluebird as she [F] sings
The [C] six-o'clock a-[Am]larm would never [D7] ring [G7]
But it [C] rings and I [Dm] rise
Wash the [Em] sleep out of my [F] eyes
My [C] shaving [Am] razor's [Dm] cold [G7] and it [C] stings [C7]

[F] Cheer up [G7] sleepy [Em] Jean
[F] Oh what [G7] can it [Am] mean [F] to a [C] daydream be-[F]liever
And a [C] home [A7] coming [D7] queen [G7]

[C] You once thought of [Dm] me
As a [Em] white knight on a [F] steed
[C] Now you know how [Am] happy life can [D7] be [G7]
Oh and our [C] good times start and [Dm] end
Without [Em] dollar one to [F] spend
But [C] how much [Am] baby [Dm] do we [G7] really [C] need [C7]

[F] Cheer up [G7] sleepy [Em] Jean
[F] Oh what [G7] can it [Am] mean [F] to a [C] daydream be-[F]liever
And a [C] home [A7] coming [D7] queen [G7]

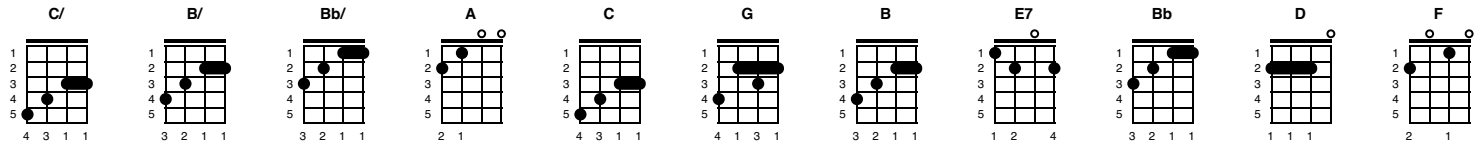
[F] Cheer up [G7] sleepy [Em] Jean
[F] Oh what [G7] can it [Am] mean [F] to a [C] daydream be-[F]liever
And a [C] home [A7] coming [D7] queen [G7]

[F] Cheer up [G7] sleepy [Em] Jean
[F] Oh what [G7] can it [Am] mean [F] to a [C] daydream be-[F]liever
And a [C] home [A7] coming [D7] queen [G7] [C]/

(Sittin' on) the Dock of the Bay

Key of G

Otis Redding and Steve Cropper (1967)



--note optional G and C bar chords

--on lines with the slide [C/][B/][Bb/][A] you can just stay on the [C],
skip the [B/]and [Bb/] and land on [A] in time if you prefer less stress in your life!

Intro: [G] [G] [G] [G]

Verse 1:

[G] Sittin' in the mor-nin' [B] sun, I'll be [C] sittin' when the [C/] ev-[B/]en-[Bb/]in' [A] come
[G] Watchin' the ships roll [B] in, and then I [C] watch'em roll a-[C/]way-[B/]ay [Bb/]a-[A]gain
I'm [G] sittin' on the dock of the [E7] Bay, watchin' the [G] tide roll a-[E7]way
Oo, just [G] sittin' on the dock of the [A] Bay wastin' [G] ti-i-i-i-[E7]ime

Verse 2:

I [G] left my home in [B] Georgi-a, [C] headed for the [C/] 'Fri-[B/]is-[Bb/]co [A] Bay
'Cause [G] I had nothin' to [B] live for and looked like [C] nothin's gonna [C/] co-[B/]ome [Bb/]my [A] way
So I'm just gonna [G] sit on the dock of the [E7] bay watchin' the [G] ti-ide roll a-[E7]way
Oo, I'm [G] sittin' on the dock of the [A] Bay, wast-in' [G] ti-i-i-i-[E7]ime

Bridge:

[G] Look [D] like [C] nothin's gonna change
[G] Every-[D]thing [C] still re-mains the same
[G] I can't [D] do what [C] ten peo-ple [G] tell me to do
[F] So I guess I'll just re-[D] main the same

Verse 3:

[G] Sittin' here resting my [B] bones and this [C] lonelin-ness won't [C/] leave [B/] me [Bb/]a-[A]lone
It's [G] two thous-and miles I [B] roamed, just to [C] make this [C/] dock [B/] [Bb/] my [A] home
Now I just-a [G] sit at the dock of the [E7] Bay watchin' the [G] ti-ide roll a-[E7]way
[G] Sittin' on the dock of the [A] Bay wast-in' [G] ti-i-i-i-[E7]ime

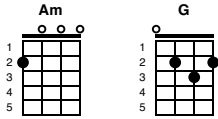
Whistle:

[G] [G] [G] [E7] [G] [G] [G] [E7] [G]/

Donald Where's Your Troosers?

Andy Stewart, ©1960

Key of Am



Intro:

[Am] [G] [Am] [Am]

[Am] Let the wind blow high and the wind blow low. [G] Through the streets in me Kilt I'll go
[Am] The lassies shout as I go by, [G] "Donald, Where's Your [Am] TROOSERS.?"

[Am] I just come down from the Isle of Skye [G] I'm not very big but I'm awful shy
[Am] All the lassies say, "Hello! [G] Donald, where's your [Am] TROOSERS?"
[Am] Let the wind blow high and the wind blow low. [G] Through the streets in me Kilt I'll go
[Am] The lassies shout as I go by, [G] "Donald, Where's Your [Am] TROOSERS.?"

[Am] A Lady took me to a fancy ball [G] And it was slippery in the hall
[Am] I was feared that I may fall [G] 'Cause I had on ME [Am] TROOSERS.
[Am] Let the wind blow high and the wind blow low. [G] Through the streets in me Kilt I'll go
[Am] The lassies shout as I go by, [G] "Donald, Where's Your [Am] TROOSERS.?"

[Am] I went down to London town [G] To have a little fun in the underground
[Am] All the Ladies turned their heads around, saying,
[G] "DONALD, WHERE ARE YOUR [Am] TROOSERS
[Am] Let the wind blow high and the wind blow low. [G] Through the streets in me Kilt I'll go
[Am] The lassies shout as I go by, [G] "Donald, Where's Your [Am] TROOSERS.?"

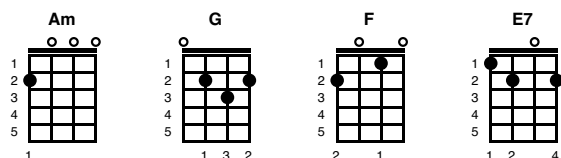
[Am] To wear the Kilt is my delight, [G] It is not wrong I know it's right.
[Am] The highlanders would get a fright If [G] they saw me in my TROOSERS.
[Am] Let the wind blow high and the wind blow low. [G] Through the streets in me Kilt I'll go
[Am] The lassies shout as I go by, [G] "Donald, Where's Your [Am] TROOSERS.?"

[Am] The lassies love me every one. [G] Let them catch me if they can
[Am] You can't put the BREEKS on a highland man, Sayin
[G] Donald where's your [Am] TROOSERS?

Don't Fear the Reaper

Blue Oyster Cult, ©1976

Key of Am



RIFF:

A | -----0-----2-----0-----2--
E | ---0-----3-----1-----3----- x2
C | -----2-----0-----2-----
G | -2-----0-----0-----0-----0

Intro:

[Am] D-Du [G] D-Du [F] D-Du [G] D-Du

[Am] D-Du [G] D-Du [F] D-Du [G] D-Du

start cowbell

[Am] D-Du [G] D-Du [F] D-Du [G] D-Du

[Am] D-Du [G] D-Du [F] D-Du [G] D-Du

Verse:

[Am] All [G] . our [F] times [G] have [Am] come [G] [F] [G]

[Am] Here [G] . but [F] now [G] they're [Am] gone [G] [F] [G]

[F] Seasons don't [G] fear the rea-[Am]per [Am] . Nor do the

[F] wind, the [E7] sun or the [Am] rain (we can [G] be like [Am] they are)

Chorus:

[G] Come on [Am] baby (don't [G] fear the [Am] reaper)

Baby [G] take my [Am] hand (don't [G] fear the [Am] reaper)

We'll be [G] able to [Am] fly (don't [G] fear the [Am] reaper)

Baby [G] I'm your [Am] man [Am] [Am] [Am]

Interlude:

[Am] La-[G]a la [F] la [G] la [Am] la [G] [F] [G]

[Am] La-[G]a la [F] la [G] la [Am] la [G] [F] [G]

Verse:

[Am] Val-[G]en-[F]tine [G] is [Am] done [G] [F] [G]

[Am] Here [G] . but [F] now [G] they're [Am] gone [G] [F] [G]

[F] . Rome-[G]o and [Am] Juliet

(Group 1 & Group 2 sing their parts at the same time)

Verse GROUP 1:

[Am] . are to-[F]gether in [E7] eterni-[Am]ty [G]
[Am] . forty thousand [E7] men and women [Am] ev'ry-day [G]
[Am] . forty thousand [E7] men and women [Am] ev'ry-day [G]
[Am] . 'Nother forty [E7] thousand com-ing [Am] ev'ry-day [G] [Am] (GO TO CHORUS)

Verse GROUP 2:

[Am] [F] [E7] [Am] . Rome-[G]o and [Am] Juliet
[E7] [Am] . Like [G] Romeo and [Am] Juliet
[E7] [Am] . Rede-[G]fine [Am] . happiness
[E7] [Am] . We can [G] be like [Am] they are

Chorus:

[G] Come on [Am] baby (don't [G] fear the [Am] reaper)
Baby [G] take my [Am] hand (don't [G] fear the [Am] reaper)
We'll be [G] able to [Am] fly (don't [G] fear the [Am] reaper)
Baby [G] I'm your [Am] man [Am] [Am] [Am]

Interlude: (with cowbell)

[Am] La-[G]a la [F] la [G] la [Am] la [G] [F] [G]
[Am] La-[G]a la [F] la [G] la [Am] la [G] [F] [G]

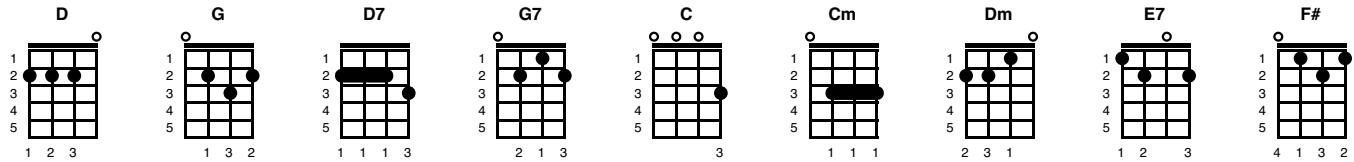
Outro:

[Am] Baby don't [G] fear the [Am] reaper [G] I'm your [Am]/ man

Don't Fence Me In

Cole Porter, Robert Fletcher, ©1934

Key of G



1, 2, 3, 4 - **[D]**/ (first note is a "D")

Oh give me **[G]** land lots of land
Under starry skies a-bove - don't fence me **[D7]** in
Let me ride through the wide open country that I love
Don't fence me **[G]** in

Let me be by myself in the evening **[G7]** breeze
[C] Listen to the murmur of the cottonwood **[Cm]** trees
[G] Send me off for-**[Dm]**ever but I **[E7]** ask you **[Cm]** please
[G] . Don't **[D7]** fence me **[G]**/ in

Just **[G7]**/ turn me **[C]** loose let me straddle my old saddle
Underneath the western **[G]**//ski-**[F#]**//-i-**[G]**/es
On **[G7]**/ my cay-**[C]**use let me wander over yonder,
Till I see the mountain **[G]**//ri-**[F#]**//-i-**[D7]**/ise

I want to **[G]** ride to the ridge where the **[G7]** west com-menc-es
[C] Gaze at the moon until I lose my **[Cm]** senses
[G] Can't look at **[Dm]** hobbles and I **[E7]** can't stand **[Cm]** fences
[G] . Don't **[D7]** fence me **[G]** in

WHISTLE (Don't Sing):

Oh give me **[G]** land lots of land
Under starry skies a-bove - don't fence me **[D7]** in
Let me ride through the wide open country that I love
Don't fence me **[G]** in

Let me be by myself in the evening **[G7]** breeze
[C] Listen to the murmur of the cottonwood **[Cm]** trees
[G] Send me off for-**[Dm]**ever but I **[E7]** ask you **[Cm]** please
[G] . Don't **[D7]** fence me **[G]**/ in

Sing:

Just **[G7]**/ turn me **[C]** loose let me straddle my old saddle
Underneath the western **[G]**//ski-**[F#]**//-i-**[G]**/es
On **[G7]**/ my cay-**[C]**use let me wander over yonder,
Till I see the mountain **[G]**//ri-**[F#]**//-i-**[D7]**/ise

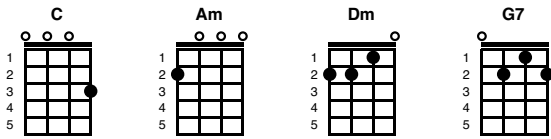
I want to **[G]** ride to the ridge where the **[G7]** west com-menc-es
[C] Gaze at the moon until I lose my **[Cm]** senses
[G] Can't look at **[Dm]** hobbles and I **[E7]** can't stand **[Cm]** fences
[G] . Don't **[D7]** fence me **[G]** in
[G] . Don't **[D7]** fence me **[G]** in
[G] . Don't **[D7]** fence me **[G]**/ in

Don't Get Me Wrong

Key of Am

Chrissie Hynde and the Pretenders, ©1986

Hear this song at: http://www.youtube.com/watch?v=D_Bj8wrXslk



Intro: [C] [C] [Am] [Am] [Dm] [Dm] [G7] [G7]

[G7] . . Don't [G7] get me [C] wrong, [C]
[C] . . . If [C] I'm looking kind of [Am] dazzled [Am]
[Am] [Am] I see [Dm] neon lights, [Dm]
[Dm] . . . When-[Dm]ever you walk [G7] by [G7]
[G7] . . Don't [G7] get me [C] wrong, [C]
[C] . . . If [C] you say hello and [Am] I take a ride [Am]
[Am] . . . Up-[Am]on a sea where [Dm] the mystic moon, [Dm]
[Dm] . . . Is [Dm] playing havoc [G7] with the [G7] tide [G7]
[G7] . . Don't [G7] get me [C] wrong [C]

[Am] [Am] [Dm] [Dm] [G7] [G7]

[G7] . . Don't [G7] get me [C] wrong, [C]
[C] . . . If I'm [C] acting so dis-[Am]tracted [Am]
[Am] . . . I'm [Am] thinking about the [Dm] fireworks, [Dm]
[Dm] . . . That [Dm] go off when you [G7] smile [G7]
[G7] . . Don't [G7] get me [C] wrong, [C]
[C] . . . If I [C] split like light re-[Am]fracted [Am]
[Am] . . . I'm [Am] only off to wan-[Dm]der, [Dm]
[G7] . . . A-[G7]cross a moonlit [C] . mile . . [C]

[Dm]/// Once in a [G7]///// while [Dm]/// two people [G7]///// meet
[Dm]/// Seemingly for no [G7]///// reason, They just [Dm]/// pass on the [G7]///// street
[Dm]/// Suddenly [G7]///// thunder [Dm]/// showers every-[G7]/////where
[G7] Who can explain the [G7] thunder and rain, but there's [G7] something in the [G7] air

[C] [C] [Am] [Am] [Dm] [Dm] [G7] [G7]

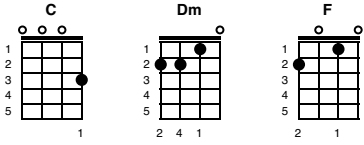
[G7] . . Don't [G7] get me [C] wrong, [C]
[C] . . . If I [C] come and go like [Am] fashion [Am]
[Am] . . . I [Am] might be great to-[Dm]morrow, [Dm]
[Dm] . . . But [Dm] hopeless yester-[G7]day [G7]
[G7] . . Don't [G7] get me [C] wrong, [C]
[C] . . . If I [C] fall in the mode of [Am] passion [Am]
[Am] . . . It [Am] might be unbe-[Dm]lievable [Dm]
[G7] . . . But [G7] let's not say so [Am] long [Am]
[Am] . . . It [Am] might just be fan-[Dm]tastic [Dm]
[G7] . . Don't [G7] get me [Am] wrong [Am] [Am] [Am] [Am]/

Don't Worry Be Happy

Key of C

Bobby McFerrin

Swing strum: d Du l d Du l d Du l d Du OR island strum



Intro (same as a chorus - but no singing):

[C] [Dm] [F] [C]

[C] [Dm] [F] [C]

Verse 1:

[C] Here's a little song I wrote, you [Dm] might want to sing it note for note

Don't [F] worry, be [C] happy

[C] In every life we have some trouble, [Dm] when you worry you make it double

Don't [F] worry, be [C] happy

Chorus (x 2):

[C] Ooo-oooh, oooh-[Dm]-oooh-oooh-oooh (Don't worry)

Ooh-[F]-oooh (Be happy) Ooh-oooh-[C]-oooh (Don't worry, be happy)

Verse 2:

[C] Ain't got no place to lay your head, [Dm] somebody came and took your bed

Don't [F] worry, be [C] happy

[C] The landlord say your rent is late, [Dm] he may have to litigate

Don't [F] worry, be [C] happy (Look at me I'm happy!)

Chorus (x 2):

[C] Ooo-oooh, oooh-[Dm]-oooh-oooh-oooh (Don't worry)

Ooh-[F]-oooh (Be happy) Ooh-oooh-[C]-oooh (Don't worry, be happy)

Verse 3:

[C] Ain't got no cash, ain't got no style, [Dm] Ain't got no girl to make you smile

Don't [F] worry, be [C] happy

[C] Cause when you worry your face will frown, and [Dm] that will bring everybody down

Don't [F] worry, be [C] happy (Don't worry, be happy now.)

Outro chorus (as written):

[C] Ooo-oooh, oooh-[Dm]-oooh-oooh-oooh (Don't worry)

Ooh-[F]-oooh (Be happy) Ooh-oooh-[C]-oooh (Don't worry, be happy)

[C] Ooo-oooh, oooh-[Dm]-oooh-oooh-oooh (Don't worry)

Ooh-[F]-oooh (Be happy) Ooh-oooh-[C]-oooh (Don't worry, be happy)

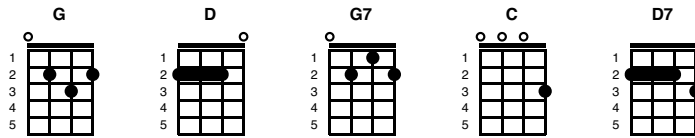
[C] Ooo-oooh, oooh-[Dm]-oooh-oooh-oooh (Don't worry)

Ooh-[F]-oooh (Be happy) Ooh-oooh-[C]-oooh (Don't worry, be happy) [C](slow /)

Down By The Bay

Traditional

Key of G



Intro: [G] [G]

Verse 1:

Down by the [G] bay where the watermelons [D] grow

Back to my home I dare not [G] go

for [D] if [G7] I [C] do my mother will [G] say

[NC] did you ever see a goose kissing a moose

[D7] down by the [G] bay

Verse 2:

Did you ever see a whale with a polka dot tail

Verse 3:

Did you ever see a fly wearing a tie

Verse 4:

Did you ever see a bear combing his hair

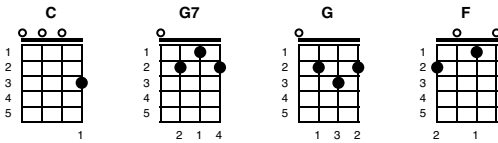
Verse 5:

Did you ever see llamas wearing pajamas

Down in the River to Pray

Key of C

Traditional



Intro: [C] [C] [C] [C]/

Chorus 1:

As I went [C] down in the river to pray, [G7] studying about that [C] good old way
And [C] who shall wear the starry crown, good [G] Lord [F] show me the [C] way

[G7] O sisters [C] let's go down [F] let's go down, come on [C] down
[G] O sisters [C] let's go down [G] down in the [F] river to [C] pray [C]/

Chorus 2:

As I went [C] down in the river to pray, [G7] studying about that [C] good old way
And [C] who shall wear the robe and crown, good [G] Lord [F] show me the [C] way

[G7] O brothers [C] let's go down [F] let's go down, come on [C] down
[G] Come on brothers [C] let's go down [G] down in the [F] river to [C] pray [C]/

Chorus 1:

As I went [C] down in the river to pray, [G7] studying about that [C] good old way
And [C] who shall wear the starry crown, good [G] Lord [F] show me the [C] way

[G7] O fathers [C] let's go down [F] let's go down, come on [C] down
[G] O fathers [C] let's go down [G] down in the [F] river to [C] pray [C]/

Chorus 2:

As I went [C] down in the river to pray, [G7] studying about that [C] good old way
And [C] who shall wear the robe and crown, good [G] Lord [F] show me the [C] way

[G7] O mothers [C] let's go down [F] come on down, don't you wanna go [C] down
[G] O mothers [C] let's go down [G] down in the [F] river to [C] pray [C]/

Chorus 1:

As I went [C] down in the river to pray, [G7] studying about that [C] good old way
And [C] who shall wear the starry crown, good [G] Lord [F] show me the [C] way

[G7] O sinners [C] let's go down [F] let's go down, come on [C] down
[G] O sinners [C] let's go down [G] down in the [F] river to [C] pray [C]/

Chorus 2:

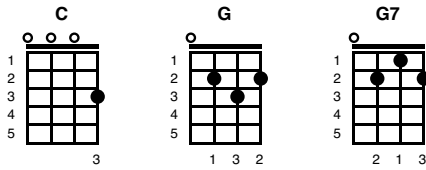
As I went [C] down in the river to pray, [G7] studying about that [C] good old way
And [C] who shall wear the robe and crown, good [G] Lord [F] show me the [C] way [C]/

Down in the Valley

Jimmie Tarlton, ©1925

Timing: 3/4 timing

Key of C



Intro: [C] [C]

Verse 1:

Down in the [C] val-ley, valley so [G] low
Hang your head [G7] ov-er, hear the wind [C] blow
Hear the wind [C] blow dear, hear the wind [G] blow
Hang your head [G7] ov-er, hear the wind [C] blow

Verse 2:

Roses love [C] sun-shine, violets love [G] dew
Angels in [G7] hea-ven know I love [C] you
Know I love [C] you dear, know I love [G] you
Angels in [G7] hea-ven know I love [C] you

Verse 3:

If you don't [C] love me, love whom you [G] please
Throw your arms [G7] 'round me, give my heart [C] ease
Give my heart [C] ease love, give my heart [G] ease
Throw your arms [G7] 'round-me give my heart [C] ease

Instrumental (don't sing):

Down in the [C] val-ley, valley so [G] low
Hang your head [G7] ov-er, hear the wind [C] blow
Hear the wind [C] blow dear, hear the wind [G] blow
Hang your head [G7] ov-er, hear the wind [C] blow

Verse 4:

Build me a [C] cas-tle forty feet [G] high
So I can [G7] see him as he rides [C] by
As he rides [C] by love, as he rides [G] by
So I can [G7] see him as he rides [C] by

Verse 5:

Write me a [C] let-ter send it by [G] mail
Send it in [G7] care of Birmingham [C] jail
Birmingham [C] jail love, Birmingham [G] jail
Send it in [G7] care of Birmingham [C] jail

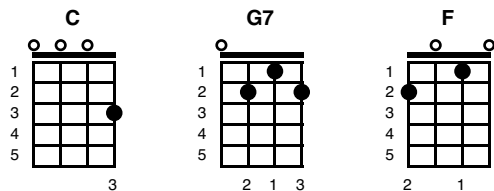
Outro: Accapella - - one strum per chord, Softly

Down in the [C]/ val-ley, valley so [G]/ low
Hang your head [G7]/ ov-er, hear the wind [C]/ blow [C]/

Down on the Corner

Creedence Clearwater Revival, ©1969

Key of C



Intro (play chords OR tab):

Intro (play chords OR tab):

Chord diagrams for C, G7, and F are shown above the first three measures of the intro. The fourth measure is marked (x 2).

Tab notation for the intro:

A | -3-----0----- | -3---3---0----- | -----2--- | -3---3----- | (x 2)
E | -----3----- | -----3----- | -3---3----- | -----3----- |

A | -8-----5----- | -8---8---5----- | -----7--- | -10--10----- |
E | -----8----- | -----8----- | -8---8----- | -----8----- |

A | -3-----0----- | -3---3---0----- | -----2--- | -3---3----- |
E | -----3----- | -----3----- | -3---3----- | -----3----- |

Verse 1:

[C] Early in the evening, [G7] just around supper [C] time
Over by the courthouse, they're [G7] starting to un[C]wind
[F] Four kids on the corner, [C] trying to bring you up
Willy picks a tune out and he [G7] blows it on the [C] harp

Chorus:

[F] Down on the [C] corner, [G7] out in the [C] street
Willy and the [F] poor boys are [C] playing
Bring a [G7] nickel tap your [C] feet

Verse 2:

[C] Rooster hits the washboard, and [G7] people just gotta [C] smile,
Blinky thumps the gut bass and [G7] solos for a-[C]while
[F] Poor-boy twangs the rhythm out [C] on his Kalamazoo
And Willy goes into a dance and [G7] doubles on Ka-[C]zoo

Chorus:

[F] Down on the [C] corner, [G7] out in the [C] street
Willy and the [F] poor boys are [C] playing
Bring a [G7] nickel tap your [C] feet

Instrumental:

Instrumental notation for guitar, showing four measures of music. The notation is written on a five-line staff with the treble clef (A) and the bass clef (E). The notes are represented by numbers 1-10, indicating fret positions. Chords are indicated by brackets above the notes: [C], [F], [G7], and [C]. The measures are separated by vertical bar lines. The first measure is marked with a repeat sign (x 2).

Measure 1: [C] (A: -3, E: -3) | Measure 2: [C] (A: -3, E: -3) | Measure 3: [G7] (A: -2, E: -3) | Measure 4: [C] (A: -3, E: -3) | (x 2)

Measure 5: [F] (A: -5, E: -8) | Measure 6: [F] (A: -8, E: -5) | Measure 7: [C] (A: -7, E: -8) | Measure 8: [C] (A: -10, E: -10) |

Measure 9: [C] (A: -3, E: -3) | Measure 10: [C] (A: -3, E: -3) | Measure 11: [G7] (A: -2, E: -3) | Measure 12: [C] (A: -3, E: -3) |

Chorus:

[F] Down on the [C] corner, [G7] out in the [C] street
Willy and the [F] poor boys are [C] playing
Bring a [G7] nickel tap your [C] feet

Verse 3:

[C] You don't need a penny [G7] just to hang a-[C]round
But if you got a nickel won't you [G7] lay your money [C] down
[F] Over on the corner [C] there's a happy noise
People come from all around to [G7] watch the magic [C] boy

Chorus:

[F] Down on the [C] corner, [G7] out in the [C] street
Willy and the [F] poor boys are [C] playing
Bring a [G7] nickel tap your [C] feet

[F] Down on the [C] corner, [G7] out in the [C] street
Willy and the [F] poor boys are [C] playing
Bring a [G7] nickel tap your [C] feet

Instrumental:

Instrumental notation for guitar, showing four measures of music. The notation is written on a five-line staff with the treble clef (A) and the bass clef (E). The notes are represented by numbers 1-10, indicating fret positions. Chords are indicated by brackets above the notes: [C], [F], [G7], and [C]. The measures are separated by vertical bar lines. The first measure is marked with a repeat sign (x 2).

Measure 1: [C] (A: -3, E: -3) | Measure 2: [C] (A: -3, E: -3) | Measure 3: [G7] (A: -2, E: -3) | Measure 4: [C] (A: -3, E: -3) | (x 2)

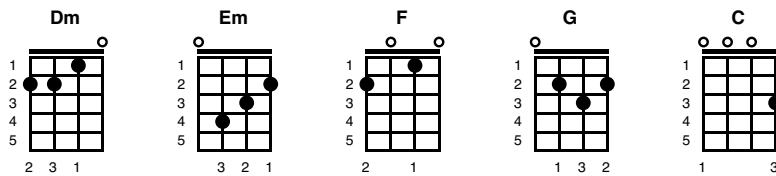
Measure 5: [F] (A: -5, E: -8) | Measure 6: [F] (A: -8, E: -5) | Measure 7: [C] (A: -7, E: -8) | Measure 8: [C] (A: -10, E: -10) |

Measure 9: [C] (A: -3, E: -3) | Measure 10: [C] (A: -3, E: -3) | Measure 11: [G7] (A: -2, E: -3) | Measure 12: [C] (A: -3, E: -3) |

Do You Believe In Magic?

Key of Dm

John Sebastian, ©1965 (as recorded by The Lovin' Spoonful)



Intro: [Dm]// [Em]// [F]// [Em]// [Dm]// [Em]//

[F] Do you be-[G]lieve in [C] magic, in a [F] young girl's heart?
How the [C] music can free her, when-[F]ever it starts
And it's [C] magic, if the [F] music is groovy
It [C] makes you feel happy like an [F] old-time movie
I'll [Dm] tell you about the [Em] magic, and it'll [F] free your [Em] soul
But it's like [G] trying to tell a stranger 'bout, rock and roll

[G] If you believe in [C] magic, don't [F] bother to choose
If it's [C] jug band music or [F] rhythm and blues
Just go and [C] listen, it'll [F] start with a smile
It won't [C] wipe off your face, no matter [F] how hard you try
Your [Dm] feet start [Em] tapping and you [F] can't seem to [Em] find
How you [G] got there, so just blow your mind

[F] [F] [C] [C]
[F]// [Em]// [F]// [Em]//
[G]

[G] If you believe in [C] magic, come a-[F]long with me
We'll [C] dance until morning 'til there's [F] just you and me
And [C] maybe, if the [F] music is right
I'll [C] meet you tomorrow, sort of [F] late at night
And [Dm] we'll go [Em] dancing baby [F] then you'll [Em] see
How the [G] magic's in the music and the music's in me
[F] Yeah... [F] do you believe in [C] magic [C]

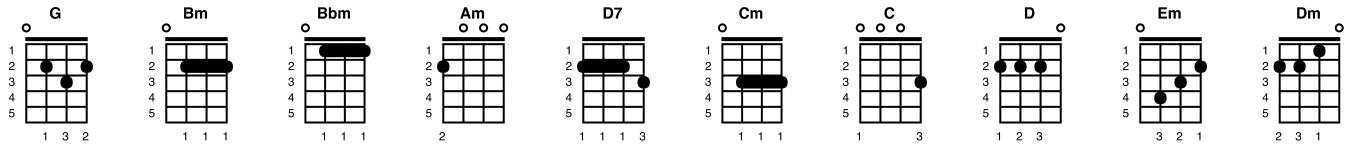
Yeah be-[F]lieve in the [Em] magic, of a [F] young girl's [Em] soul
Be-[F]lieve in the [Em] magic of [F] rock and [Em] roll
Be-[F]lieve in the [Em] magic that can [F] set you [Em] free
[G] Ohh... [G] yes I'm talkin' 'bout the [F] magic

[F] Do you believe in [C] magic
[C] Do you believe, be-[F]lieve
[F] Do you believe in [C] magic [C]/

Do You Want To Know A Secret?

Key of G

Lennon-McCartney, ©1963



The Bm Bbm Am chords can also be played as Gm on the 5th, 4th, 3rd frets

Intro:

[G]// [Bm]/ [Bbm]/ [Am]////

[G]// Listen [Bm]/ [Bbm]/ [Am]

Do you [D7] want to know a [G] secret? [Bm]/ [Bbm]/ [Am]

Do you [D7] promise not to [G] tell? [Bm]/ [Bbm]/ whoa-oh-[Am]oh-[Cm]oh

[G]// Closer [Bm]/ [Bbm]/ [Am]

Let me [D7] whisper in your [G] ear [Bm]/ [Bbm]/ [Am]

Say the [D7] words you long to [C] hea-ea-ea-[D]ear

I'm in love with [Em] you, oo-oo-oo-[Am]oo-[D]oo

[G]// Listen [Bm]/ doo [Bbm]/ da [Am] doo

Do you [D7] want to know a [G] secret? [Bm]/ doo [Bbm]/ da [Am] doo

Do you [D7] promise not to [G] tell? [Bm]/ do [Bbm]/ whoa-oh-[Am]oh-[Cm]oh

[G]// Closer [Bm]/ doo [Bbm]/ da [Am] doo

Let me [D7] whisper in your [G] ear [Bm]/ doo [Bbm]/ da [Am] doo

Say the [D7] words you long to [C] hea-ea-ea-[D]ear

I'm in love with [Em] you, oo-oo-oo-[Am]oo-[D]oo

Bridge:

[C] I've known a [Am] secret for the [Em] week or [Dm] two

[C] Nobody [Am] knows [Em] just we [Dm] two-oo-oo-[D7]oo

[G]// Listen [Bm]/ doo [Bbm]/ da [Am] doo

Do you [D7] want to know a [G] secret? [Bm]/ doo [Bbm]/ da [Am] doo

Do you [D7] promise not to [G] tell? [Bm]/ do [Bbm]/ whoa-oh-[Am]oh-[Cm]oh

[G]// Closer [Bm]/ doo [Bbm]/ da [Am] doo

Let me [D7] whisper in your [G] ear [Bm]/ doo [Bbm]/ da [Am] doo

Say the [D7] words you long to [C] hea-ea-ea-[D]ear

I'm in love with [Em] you, oo-oo-oo-[Am]oo-[D]oo

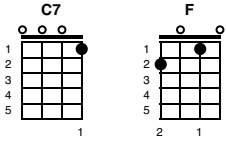
[Em] Oo, oo-oo-oo-[Am]oo-[D]oo

[Em] Oo, oo-oo-oo-[Am]oo-[D]oo [Em]/

Dream Baby

Key of C

Cindy Walker © 1962, performed by Roy Orbison



Intro: [C7] [C7] [C7] [C7]

[C7] Sweet dream baby

[C7] Sweet dream baby

[F] Sweet dream baby

[C7] How long must I [F] dream [F]

[C7] Dream baby got me dreamin' sweet dreams, the whole day through

[C7] Dream baby got me dreamin' sweet dreams, night-time too

[F] I love you and I'm dreaming of you, but that won't do

[C7] Dream baby make me stop my dreamin' you can make my dreams come [F] true [F]

[C7] Sweet (sha-da-da-da) dream (sha-da-da-da) baby (sha-da-da-da) (sha-da-da-da)

[C7] Sweet (sha-da-da-da) dream (sha-da-da-da) baby (sha-da-da-da) (sha-da-da-da)

[F] Sweet (sha-da-da-da) dream (sha-da-da-da) baby (sha-da-da-da) (sha-da-da-da)

[C7] How (sha-da-da-da) long (sha-da-da-da) must I [F] dream [F]/ (2, 3, 4)

[C7] Dream baby got me dreamin' sweet dreams, the whole day through

[C7] Dream baby got me dreamin' sweet dreams, night-time too

[F] I love you and I'm dreaming of you, but that won't do

[C7] Dream baby make me stop my dreamin', you can make my dreams come [F] true [F]

[C7] Sweet (sha-da-da-da) dream (sha-da-da-da) baby (sha-da-da-da) (sha-da-da-da)

[C7] Sweet (sha-da-da-da) dream (sha-da-da-da) baby (sha-da-da-da) (sha-da-da-da)

[F] Sweet (sha-da-da-da) dream (sha-da-da-da) baby (sha-da-da-da) (sha-da-da-da)

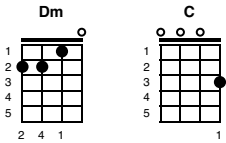
[C7] How (sha-da-da-da) long (sha-da-da-da) must I [F] dream [F]/ (2, 3, 4)

[C7] Sweet (sha-da-da-da) dream (sha-da-da-da) baby (sha-da-da-da) (sha-da-da-da) x 3 (fade)

Drunken Sailor

Key of Dm

Traditional, note: Every verse is followed by a chorus



Intro: [Dm] / / / /

Verse 1:

[Dm] What shall we do with the drunken sailor? [C] What shall we do with the drunken sailor?

[Dm] What shall we do with the drunken sailor? [C] Earl-aye in the [Dm] morning

Chorus:

[Dm] Hoo-ray and up she rises [C] Hoo-ray and up she rises

[Dm] Hoo-ray and up she rises [C] Earl-aye in the [Dm] morning

2. Shave his belly with a rusty razor

3. Chuck him in the long boat 'til he's sober

Instrumental (Chorus):

[Dm] Hoo-ray and up she rises [C] Hoo-ray and up she rises

[Dm] Hoo-ray and up she rises [C] Earl-aye in the [Dm] morning

4. Keep him there and make him bale'er

5. Take 'em and shake 'em and try and wake 'em

6. Give him a dose of the salt and water

Instrumental (Chorus):

[Dm] Hoo-ray and up she rises [C] Hoo-ray and up she rises

[Dm] Hoo-ray and up she rises [C] Earl-aye in the [Dm] morning

7. Turn him on over and drive him windward

8. Give him a uke and make him play it

Verse 9:

[Dm] That's what we'll do with the drunken sailor [C] That's what we'll do with the drunken sailor

[Dm] That's what we'll do with the drunken sailor [C] Earl-aye in the [Dm] morning

[Dm] Hoo-ray and up she rises [C] Hoo-ray and up she rises

[Dm] Hoo-ray and up she rises [C] Earl-aye in the [Dm] morning

(repeat chorus - single strums and stomp - *NO* SLOW DOWN):

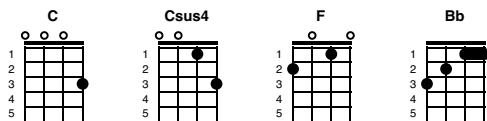
[Dm]/ Hoo-ray and up she rises [C]/ Hoo-ray and up she rises

[Dm]/ Hoo-ray and up she rises [C]/ Earl-aye in the [Dm]/ morn-ing ([Dm] tremolo)

Dueling Ukuleles

Key of C

based on Dueling Banjos by Eric Weissberg and Steve Mandell, ©1972



	Group 1	Group 2	
A	Repeat
E0.1.3.1.0.0.1.3.1.0.	
C	000.2.....	000.2.....	
G	
A0.1.3.1.0.0.1.3.1.0.	
E	111.3.....	111.3.....	
C	
G	
A	
E0.1.3.1.0.0.1.3.1.0.	
C	000.2.....	000.2.....	
G	
A0.2.3.5.3.2.0.2.3.5.3.2.	
E	333.....	333.....	
C	
G	

[C]/[C]/[C]/[Csus4]/[C]/ [C]/[C]/[C]/[Csus4]/[C]/

[C]/[C]/[C]/[Csus4]/[C] [C]/[C]/[C]/[Csus4]/[C]/

A	Repeat
E	013.0.1...0....	013.0.1...0....	
C2...0.2.2...0.2.	
G	
A	
E0...0...0...0...	
C	0.0.2...0...2.	0.0.2...0...2.	
G	

Outro:

[C]/[C]/[C]/[Csus4]/[C]/ [C]/[C]/[C]/[Csus4]/[C]/

[F]/[F]/[F]/[Bb]/[F] [F]/[F]/[F]/[Bb]/[F]/

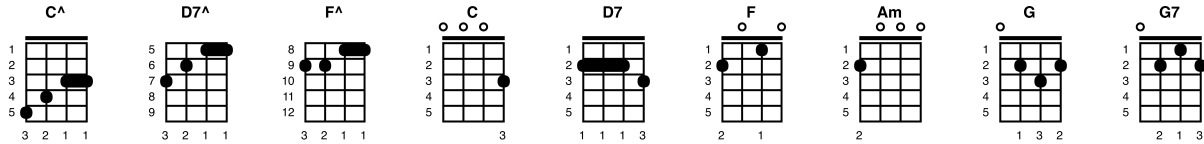
[C]/[C]/[C]/[F]/[C]/ [C]/[C]/[C]/[F]/[C]/

optional: repeat from start, faster

Eight Days a Week

Beatles, ©1964

Key of C



^Second position chords provided but not mandatory!

^Slashes in Chorus also not mandatory - having trouble, play one strum of the chord

^"/^ is a quick "up down"

Intro: [C^]/ /// [D7^]/ /// [F^]/ /// [C^]/ ///

[C] Ooh, I need your [D7] love babe, [F] guess you know it's [C] true

[C] Hope you need my [D7] love babe, [F] just like I need [C] you

Chorus:

[Am]/ Hold me // [F]/ Love me // [Am]/ Hold me // [D7]/ Love me //

[C] Ain't got nothing but [D7] love babe, [F] eight days a [C] week

[C] Love you every [D7] day girl, [F] always on my [C] mind

[C] One thing I can [D7] say girl, [F] love you all the [C] time

Chorus:

[Am]/ Hold me // [F]/ Love me // [Am]/ Hold me // [D7]/ Love me //

[C] Ain't got nothing but [D7] love babe, [F] eight days a [C] week

Bridge:

[G]/ Eight . /days . [G]/ a week . / . I [Am]/ looooo-[Am]/-ove you...[Am] //

[D7]/ Eight . /days . [D7]/ a week . / . is [F] not enough to [G7] show I care

[C] Ooh, I need your [D7] love babe, [F] guess you know it's [C] true

[C] Hope you need my [D7] love babe, [F] just like I need [C] you

Chorus:

[Am]/ Hold me // [F]/ Love me // [Am]/ Hold me // [D7]/ Love me //

[C] Ain't got nothing but [D7] love babe, [F] eight days a [C] week

Bridge:

[G]/ Eight . /days . [G]/ a week . / . I [Am]/ looooo-[Am]/-ove you...[Am] //

[D7]/ Eight . /days . [D7]/ a week . / . is [F] not enough to [G7] show I care

[C] Love you every [D7] day girl, [F] always on my [C] mind

[C] One thing I can [D7] say girl, [F] love you all the [C] time

Chorus:

[Am]/ Hold me // [F]/ Love me // [Am]/ Hold me // [D7]/ Love me //

[C] Ain't got nothing but [D7] love babe, [F] eight days a [C] week

[F] Eight days a [C] week, [F] eight days a [C] week

Outro: [C^]/ /// [D7^]/ /// [F^]/ /// [C^]

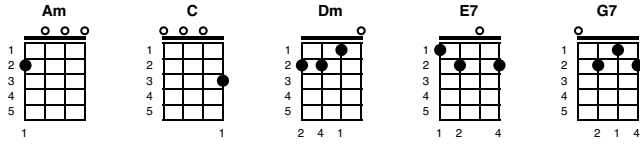
tremolo

Erie Canal Song (The)

Key of Am

Thomas S. Allen, 1910

Note: These are the original lyrics, simplified whenever possible



Intro: [Am] .. [C] .. [Dm] .. [E7] .. [Am] [E7] .. [Am] [Am]

Verse 1 & Chorus:

I've [Am] got an old [C] mule, and her [Dm] name is [E7] Sal

[Am] Fifteen years on the [E7] Erie Ca-[Am]nal

She's a good old [C] worker and a [Dm] good old [E7] pal

[Am] Fifteen years on the [E7] Erie Ca-[Am]nal

We've [C] hauled some barges in our [G7] day, [Am] filled with lumber, coal, and [E7] hay

And [Am] every [C] inch of the [Dm] way I [E7] know, from [Am] Albany to [E7] Buf-fa-[Am]lo [G7]

[C] Low bridge, everybody [G7] down, [C] low bridge, we must be gettin' [G7] near a [C] town

You can [C] always tell your [G7] neighbor, you can [C] always tell your [G7] pal

If he's [C] ever navi-gated on the [C]/ Erie [G7]/ Ca-[C]nal [E7]

Verse 2 & Chorus:

We'd [Am] better look a-[C]round for a [Dm] job, old [E7] gal

[Am] Fifteen years on the [E7] Erie Ca-[Am]nal

You [Am] bet your [C] life I wouldn't [Dm] part with [E7] Sal

[Am] Fifteen years on the [E7] Erie Ca-[Am]nal

Git [C] up there gal we've passed that [G7] lock, [Am] we'll make Rome 'fore six o'[E7]clock

[Am] One more [C] trip and [Dm] then we'll [E7] go, [Am] right straight back to [E7] Buf-fa-[Am]lo [G7]

[C] Low bridge, everybody [G7] down, [C] low bridge, I've got the finest [G7] mule in [C] town

Once a [C] man named Mike Mc[G7]Ginty tried to [C] put it over [G7] Sal

[C] Now he's at the bottom of the [C]/ Erie [G7]/ Ca-[C]nal [E7]

Verse 3 & Chorus:

Oh [Am] where would I [C] be if I [Dm] lost my [E7] pal?

[Am] Fifteen years on the [E7] Erie Ca-[Am]nal

I'd [Am] like to [C] see a mule as [Dm] good as [E7] Sal

[Am] Fifteen years on the [E7] Erie Ca-[Am]nal

A [C] friend of mine once got her [G7] sore, [C] now he's got a broken [E7] jaw, 'cause

[Am] she let [C] fly with her [Dm] iron [E7] toe, [Am] kicked him in-to [E7] Buf-fa-[Am]lo [G7]

[C] Low bridge, everybody [G7] down, [C] low bridge, I've got the finest [G7] mule in [C] town
If you're [C] looking for [G7] trouble [C] stay away from [G7] Sal, she's the
[C] only fighting donkey on the [C]/ Erie [G7]/ Ca-[C]nal [E7]

Verse 4 & Chorus:

I [Am] don't have to [C] call when I [Dm] want my [E7] Sal
[Am] Fifteen years on the [E7] Erie Ca-[Am]nal
She [Am] trots from her [C] stall like a [Dm] good old [E7] gal
[Am] Fifteen years on the [E7] Erie Ca-[Am]nal
I [C] eat my meals with Sal each [G7] day [C] I eat beef and she eats [E7] hay, she
[Am] ain't so [C] slow if you [Dm] want to [E7] know, she
[Am] put the "Buff" in [E7] Buf-fa-[Am]lo [G7]

[C] Low bridge, everybody [G7] down, [C] low bridge, I've got the finest [G7] mule in [C] town
Eats a [C] bale of hay for [G7] dinner, and on [C] top of that my [G7] Sal, tries to
[C] drink up all the water in the [C]/ Erie [G7]/ Ca-[C]nal [E7]

Verse 5 & Chorus:

You'll [Am] hear them [C] sing all a-[Dm]bout my [E7] gal
[Am] Fifteen years on the [E7] Erie Ca-[Am]nal
It's a [Am] darn fool [C] ditty 'bout my [Dm] darned fool [E7] Sal
[Am] Fifteen years on the [E7] Erie Ca-[Am]nal
[C] Every band will play it [G7] soon, [C] darned fool words and darned fool [E7] tune
You'll [Am] hear it [C] sung every-[Dm]where you [E7] go, from [Am] Mexico to [E7] Buf-fa-[Am]lo [G7]

[C] Low bridge, everybody [G7] down, [C] low bridge, I've got the finest [G7] mule in [C] town
[C] She's a perfect [G7] lady and she [C] blushes like a [G7] gal, if she
[C] hears you sing a-bout her and the [C]/ Erie [G7]/ Ca-[C]nal [E7]

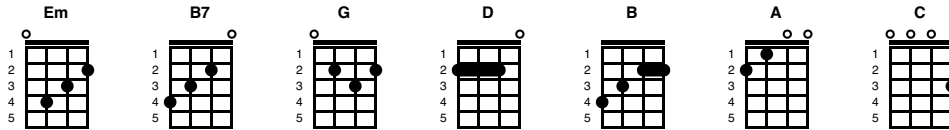
Whistle:

I've [Am] got an old [C] mule and her [Dm] name is [E7] Sal
[Am] Fifteen years on the [E7] Erie Ca-[Am]nal
[Am] Fifteen years on the [E7] Erie Ca-[Am]nal [Am]/ [E7]/ [Am]/

Ex's and Oh's

Elle King, ©2015

Key of Em



Intro: [Em] [Em] [Em] [Em]

Verse:

[Em] Well, I had me a boy, turned him into a man
[Em] I showed him all the things that he didn't understand
Whoa, [B7] and then I let him [Em] go [Em]
Now, [Em] there's one in California who's been cursing my name
[Em] 'Cause I found me a better lover in the UK
Hey, [B7] hey, until I made my get-[Em]away [Em]

Pre-Chorus: mute strings

One, two, three, they gonna run back to me
'Cause I'm the best baby that they never gotta keep
One, two, three, they gonna run back to me
They always wanna come, but they never wanna leave

Chorus:

[G] Ex's and the [D] oh, oh, oh's they [Em] haunt me
Like [B] ghosts they [G] want me to make [D] 'em oh oh oh
[A] They won't let [C] go
Ex's and [Em] oh's [Em] [Em] [Em]

Verse:

[Em] Had a summer lover down in New Orleans
Kept [Em] him warm in the winter, left him frozen in the spring
My, [B7] my, how the seasons go [Em] by [Em]
[Em] I get high, and I love to get low
So [Em] the hearts keep breaking, and the heads just roll
You [B7] know, that's how the story [Em] goes [Em]

Pre-Chorus: mute strings

One, two, three, they gonna run back to me
Climbing over mountains and a sailing over seas
One, two, three, they gonna run back to me
They always wanna come, but they never wanna leave

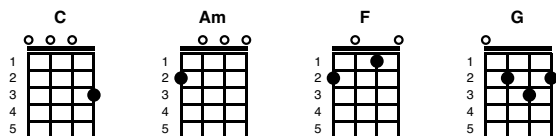
Chorus:

My [G] ex's and the [D] oh, oh, oh's they [Em] haunt me
Like [B] ghosts they [G] want me to make [D] 'em oh oh oh
They [A] won't let [C] go . . .
[G] ex's and the [D] oh, oh, oh's they [Em] haunt me
Like [B] ghosts they [G] want me to make [D] 'em oh oh oh
They [A] won't let [C] go, . Ex's and [Em] oh's [Em] [Em]/

Finnegan's Wake

Traditional Irish Song, ©1864

Key of C



Tim [C] Finnegan lived in [Am] Walkin Street, a [F] gentle Irishman [G] mighty odd
He [C] had a brogue both [Am] rich and sweet, an' to [F] rise in the world he [G]// carried a [C] hod
You [C] see he'd a sort of a [Am] tipplers way with the [C] love for the liquor poor [Am] Tim was born
To [C] help him on his [Am] way each day, he'd a [F] drop of the craythur [G]// every [C] morn

Chorus

[C] Whack fol the dah now [Am] dance to yer partner [F] 'round the floor yer [G] trotters shake
[C] Wasn't it the [Am] truth I told you? [F] Lots of fun at [G]// Finnegan's [C] Wake [C]

One [C] morning Tim got [Am] rather full, his [F] head felt heavy which [G] made him shake
[C] Fell from a ladder and he [Am] broke his skull, and they
[F] carried him home his [G]// corpse to [C] wake
[C] Rolled him up in a [Am] nice clean sheet, and [C] laid him out up-[Am] on the bed
A [C] bottle of whiskey [Am] at his feet and a [F] barrel of porter [G]// at his [C] head

Chorus

His [C] friends assembled [Am] at the wake, and [F] Mrs Finnegan [G] called for lunch
[C] First she brought in [Am] tay and cake, then [F] pipes, tobacco and [G] whiskey [C] punch
slowly
[C] Biddy O'Brien [Am] began to cry, "Such a [C] nice clean corpse, did you [Am] ever see,
[C] Tim Avourneen, why [Am] did you die?" "Will ye [F] hold your gob?" said [G]// Paddy Mc-[C]Gee

Chorus

Then [C] Maggie O'Connor took [Am] up the job, [F] "Biddy" says she "you're [G] wrong, I'm sure"
Biddy [C] gave her a [Am] belt in the gob and [F] left her sprawling [G] on the [C] floor
[C] Then the war did [Am] soon engage, t'was [C] woman to woman and [Am] man to man
[C] Shillelagh law was [Am] all the rage and a [F] row and a ruction [G] soon be-[C]gan

[C] Mickey Maloney [Am] ducked his head when a [F] bucket of whiskey [G] flew at him
It [C] missed, and falling [Am] von the bed, the [F] liquor scattered [G] over [C] Tim
slowly
[C] Timothy revives, see [Am] how he rises, [C] Timothy rising [Am] from the bed
Saying [C] "Whittle your whiskey a-[Am]round like blazes,
[F] t'underin' glory, do ye [G]// think I'm [C] dead?"

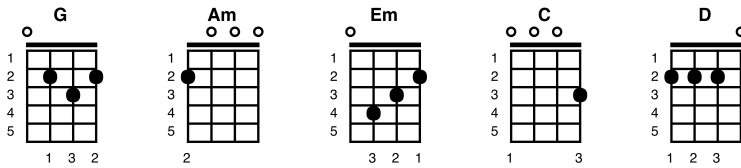
Outro

[C] Whack fol the dah now [Am] dance to yer partner [F] 'round the floor yer [G] trotters shake
[C] Wasn't it the [Am] truth I told you? [F] Lots of fun at [G]// Finnegan's [C] Wake

Firework

Key of G

Katy Perry, Mikkel Eriksen, Tor Erik Hermansen, Sandy Wilhelm, and Ester Dean, ©2010
<https://youtu.be/ksZbmtkERsQ?si=4vyJCkKOMjSh0whg>



Intro: 4 beats per chord

[G] [Am] [Em] [C] [G] [Am] [Em] [C]

Verse 1:

[G] . Do you ever feel, [Am] . Like a plastic bag
[Em] . Drifting through the wind, [C] . Wanting to start again?

[G] . Do you ever feel, [Am] . Feel so paper-thin
[Em] . Like a house of cards, [C] . One blow from caving in?

[G] . Do you ever feel, [Am] . Already buried deep
[Em] . Six feet under screams but, [C] No one seems to hear a thing?

[G] . Do you know that there's, [Am] . Still a chance for you
[Em] . 'Cause there's a spark in you? [C] . You just gotta

Pre-chorus: down strums only

Ig-[G]nite, the [Am] light, and [Em] let it [C] shine
Just [G] own, the [Am] night, like the [Em] Fourth of Ju-[C]ly .

Chorus:

'Cause, baby, you're a [G] fire-[Am]work
Come on, show 'em [Em] what you're [C] worth
Make 'em go, [G] "Aah, aah, aah"
[Am] As you shoot across the [Em] sky-y-y . [C] . .

Baby, you're a [G] fire-[Am]work
Come on, let your [Em] colors [C] burst
Make 'em go, [G] "Aah, aah, aah"
[Am] You're gonna leave 'em all in [Em] awe, awe, awe [C] . . .

Verse 2:

[G] . You don't have to feel, [Am] . Like a waste of space
[Em] . You're original, [C] . Cannot be replaced

[G] . If you only knew, [Am] . What the future holds
[Em] . After a hurricane, [C] . Comes a rainbow

Verse 2: (continued)

[G] . Maybe a reason why, [Am] . All the doors are closed
[Em] . So you could open one that, [C] Leads you to the perfect road

[G] . Like a lightening bolt, [Am] . Your heart will glow
[Em] . And when its time you'll know, [C] . You just gotta

Pre-chorus: down strums only

Ig-[G]nite, the [Am] light, and [Em] let it [C] shine
Just [G] own, the [Am] night, like the [Em] Fourth of Ju-[C]ly .

Chorus:

'Cause, baby, you're a [G] fire-[Am]work
Come on, show 'em [Em] what you're [C] worth
Make 'em go, [G] "Aah, aah, aah"
[Am] As you shoot across the [Em] sky-y-y . [C] . .

Baby, you're a [G] fire-[Am]work
Come on, let your [Em] colors [C] burst
Make 'em go, [G] "Aah, aah, aah"
[Am] You're gonna leave 'em all in [Em] awe, awe, awe [C]

Bridge:

[Em] Boom, boom, boom, Even brighter than the [C] moon, moon, moon
It's always been inside of [G] you, you, you, And now it's time to let it [D] through-ough-ough .

Chorus:

'Cause, baby, you're a [G] fire-[Am]work
Come on, show 'em [Em] what you're [C] worth
Make 'em go, [G] "Aah, aah, aah"
[Am] As you shoot across the [Em] sky-y-y . [C] . .

Baby, you're a [G] fire-[Am]work
Come on, let your [Em] colors [C] burst
Make 'em go, [G] "Aah, aah, aah"
[Am] You're gonna leave 'em all in [Em] awe, awe, awe [C]

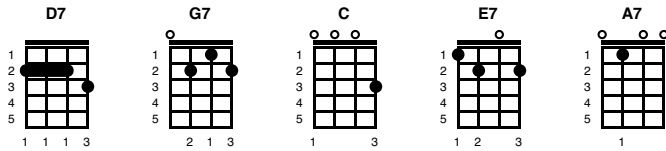
Outro:

[G] Boom, boom, boom [Am] Even brighter than the [Em] moon, moon, moon [C]
[G] Boom, boom, boom [Am] Even brighter than the [Em] moon, moon, moon [C] [G] /

Five Foot Two

Key of C

Sam Lewis, Joe Young and Ray Henderson, ©1925



Intro:

[D7] [G7] [C] [G7]

[C] Five foot two, [E7] eyes of blue, but, [A7] oh, what those five feet could do!
Has [D7] anybody [G7] seen my [C] gal? [G7]
[C] Turned up nose, [E7] turned down hose, [A7] flapper, yes sir, one of those!
Has [D7] anybody [G7] seen my [C] gal? [C]/
Now if you [E7] run into a five foot two [A7] covered with fur,
[D7] Diamond rings, and all those things, [G7]/ betcha life it isn't her!
But [C] could she love, [E7] could she woo, [A7] could she, could she, could she coo!
Has [D7] anybody [G7] seen my [C] gal?

Instrumental with Kazoo

[C] Five foot two, [E7] eyes of blue, but, [A7] oh, what those five feet could do!
Has [D7] anybody [G7] seen my [C] gal? [G7]
[C] Turned up nose, [E7] turned down hose, [A7] flapper, yes sir, one of those!
Has [D7] anybody [G7] seen my [C] gal? [C]/
Now if you [E7] run into a five foot two [A7] covered with fur,
[D7] Diamond rings, and all those things, [G7]/ betcha life it isn't her!
But [C] could she love, [E7] could she woo, [A7] could she, could she, could she coo!
Has [D7] anybody [G7] seen my [C] gal? 5 6 7 8

3rd time faster

[C] Five foot two, [E7] eyes of blue, but, [A7] oh, what those five feet could do!
Has [D7] anybody [G7] seen my [C] gal? [G7]
[C] Turned up nose, [E7] turned down hose, [A7] flapper, yes sir, one of those!
Has [D7] anybody [G7] seen my [C] gal? [C]/
Now if you [E7] run into a five foot two [A7] covered with fur,
[D7] Diamond rings, and all those things, [G7]/ betcha life it isn't her!
But [C] could she love, [E7] could she woo, [A7] could she, could she, could she coo!

Outro:

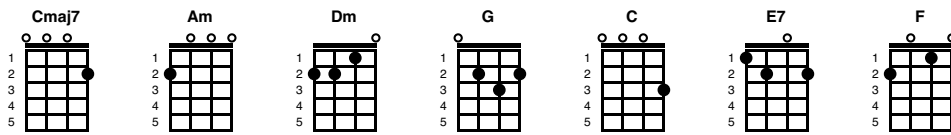
Has [D7] anybody [G7] seen my, [D7] anybody seen [G7] my,
[D7] anybody [G7] seen my [C] gal? [C]/ [G7]/ [C]/

Flowers

Key of C

Miley Cyrus, Gregory Aldae Hein and Michael Pollack, ©2023

<https://www.youtube.com/watch?v=QNV8iODCAwE>



Intro: [Cmaj7] / 2, 3,

We were [Am]/ good, we were [Dm]/ gold, kind of [G]/ dream that can't be [C]/ sold
We were [Am]/ right 'til we [Dm]/ weren't, built a [G]/ home and watched it [C]/ burn
[Am] I didn't wanna leave you, [Dm] I didn't wanna lie
[E7] Started to cry, then [E7] remembered, I

[Am] . I can buy myself [Dm] flowers, [G] . write my name in the [C] sand
[Am] . Talk to myself for [Dm] hours, [G] . say things you don't under-[C]stand
[Am] . I can take myself [Dm] dancing, [G] . I can hold my own [C] hand
Yeah, I can [F] love me better [E7] than . . you [Am] can

Can love me better, [Dm] I can love me better, baby
[G] Can love me better, [C] I can love me better,

Paint my [Am] nails, cherry [Dm] red, match the [G] roses that you [C] left
No re-[Am]morse, no re-[Dm]gret, I for-[G]get every word you [C] said
[Am] I didn't wanna leave you, [Dm] I didn't wanna fight
[E7] Started to cry, then [E7] remembered I

[Am] . I can buy myself [Dm] flowers, [G] . write my name in the [C] sand
[Am] . Talk to myself for [Dm] hours, [G] . say things you don't under-[C]stand
[Am] . I can take myself [Dm] dancing, [G] . I can hold my own [C] hand
Yeah, I can [F] love me better [E7] than . . you [Am] can

Can love me better, [Dm] I can love me better, baby
[G] Can love me better, [C] I can love me better, baby
[Am] Can love me better, [Dm] I can love me better, baby
[G] Can love me better, [C] I . . .

[Am]/ I didn't wanna leave you. [Dm]/ I didn't wanna fight
[E7]/ Started to cry, [E7]/ remembered I

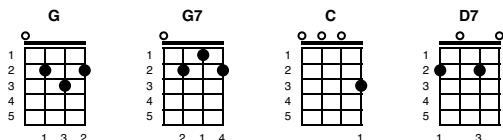
[Am] . I can buy myself [Dm] flowers, [G] . write my name in the [C] sand
[Am] . Talk to myself for [Dm] hours, [G] . say things you don't under-[C]stand
[Am] . I can take myself [Dm] dancing, [G] . I can hold my own [C] hand
Yeah, I can [F] love me better [E7] than . . .
[Am] love me better, [Dm] than . . you [Am] can

Can love me better, [Dm] I can love me better, baby
[G] Can love me better, [C] I can love me better, baby
[Am] Can love me better, [Dm] I can love me better, baby
[G] Can love me better, [C] I [C]/

Folsom Prison Blues

Key of G

Johnny Cash



Intro (count in 1, 2, 3) short riff by ONE player, then ALL play four measures of “G” as noted below:

& 4 & 1 2 3 4 [G] [G] [G] [G]

A | ----- | ----- | ----- |

E | ----- | 2--2----- | ----- |

C | -----2-2-2- | -----2----- | ----- |

G | ----- | -----2-- | 0----- |

I [G] hear the train a comin', it's rollin' 'round the bend, and
I ain't seen the sunshine since [G7] I don't know when
I'm [C] stuck in Folsom prison and time keep draggin' [G] on
But that [D7] train keeps a rollin, on down to San An[G]tone

When [G] I was just a baby, my Mama told me 'son,'
Always be a good boy, don't [G7] ever play with guns
But I [C] shot a man in Reno, just to watch him [G] die
When I [D7] hear that whistle blowin', I hang my head and [G] cry

I [G] bet there's rich folk eatin' in a fancy dining car
They're pro'bly drinkin' coffee and [G7] smokin' big cigars
But I [C] know I had it comin', I know I can't be [G] free
But those [D7] people keep a moving and that's what tortures [G] me

Instrumental (if no soloist, whistle or kazoo):

I [G] hear the train a comin', it's rollin' 'round the bend, and
I ain't seen the sunshine since [G7] I don't know when
I'm [C] stuck in Folsom prison and time keep draggin' [G] on
But that [D7] train keeps a rollin, on down to San An[G]tone

Well if they [G] freed me from this prison, if that railroad train was mine
I bet I'd move out over, a little [G7] further down the line
[C] Far from Folsom prison, that's where I want to [G] stay
And I'd [D7] let that lonesome whistle, blow my blues a[G]way
And I'd [D7] let that lonesome whistle, blow my blues a[G]way [G] [G] [G] / [D7] / [G] /

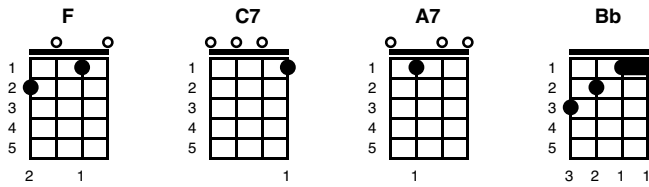
Freight Train

Key of F

Elizabeth Cotton, published between 1906 and 1912

Recommended videos: <https://www.youtube.com/watch?v=IUK8emiWabU> and

<https://youtu.be/DXDyqXixNUg>



Note: Instrumental break at the end of each verse - in gray

A | 3 . 0 1 . . . 3 . 1 . 0 3 . 0 .
E | 3 . 1 . 0 . . . 3 3 . 1

A | 0 . 1 . 0 0 . 1
E | 3 . 1 . 3 . 1 1 0 . 1 .
C | 2 . 0

Intro (first verse - don't sing):

[F] Freight train, freight train, [C7] run so fast [C7] Freight train, freight train, [F] run so fast

[A7] Please don't tell what [Bb] train I'm on, they [F] won't know what [C7] route I've [F] gone

[A7] Please don't tell what [Bb] train I'm on, they [F] won't know what [C7] route I've [F] gone

Verse 1:

[F] Freight train, freight train, [C7] run so fast [C7] Freight train, Freight train, [F] run so fast

[A7] Please don't tell what [Bb] train I'm on, they [F] won't know what [C7] route I've [F] gone

Don't sing:

[A7] Please don't tell what [Bb] train I'm on, they [F] won't know what [C7] route I've [F] gone

Verse 2:

[F] When I am dead and [C7] in my grave, [C7] no more good times [F] here I crave

[A7] Place the stones at my [Bb] head and feet & tell 'em [F] all that I've [C7] gone to [F] sleep

Don't sing:

[A7] Place the stones at my [Bb] head and feet, tell 'em [F] all that I've [C7] gone to [F] sleep

Verses 3 & 4:

[F] When I die, Lord [C7] bury me deep, [C7] way down on old [F] Chestnut street

[A7] So I can hear old [Bb] Number 9, as [F] she comes [C7] rolling [F] by

Don't sing:

[A7] So I can hear old [Bb] Number 9, as [F] she comes [C7] rolling [F] by

[F] When I die, Lord [C7] bury me deep, [C7] way down on old [F] Chestnut street

[A7] Place the stones at my [Bb] head and feet & tell 'em [F] all that I've [C7] gone to [F] sleep

Don't sing:

[A7] Place the stones at my [Bb] head and feet, tell 'em [F] all that I've [C7] gone to [F] sleep

Outro (don't sing):

[F] Freight train, freight train, [C7] run so fast [C7] Freight train, freight train, [F] run so fast

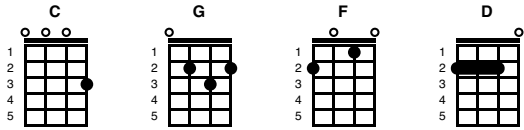
[A7] Please don't tell what [Bb] train I'm on, they [F] won't know what [C7] route I've [F] gone

[A7] Please don't tell what [Bb] train I'm on, they [F] won't know what [C7] route I've [F] gone [F]/

Fun, Fun, Fun

Key of C

The Beach Boys, ©1964



Intro:

[C]// fun, fun, [G]// fun, 'til her [F]// daddy takes the [G]// T-Bird a-[C]//way [F]// [C]// [G]

Well, she [C] got her daddy's car and she cruised through the hamburger [F] stand now
Seems she for-[C]got all about the library like she told her old [G] man now
And with the [C] radio blatin', goes cruisin' just as fast as she [F] can now
And she'll have [C]// fun, fun, [G]// fun, 'til her [F]// daddy takes the [G]// T-Bird a-[C]//way [F]// [C]// [G]//
(Fun, fun, fun, 'til her daddy takes the T-bird away)

Well, the [C] girls can't stand her 'cause she walks, looks, and drives like an [F] ace now
(You walk like an ace now, you walk like an ace)
She makes the [C] Indy 500 look like a Roman chariot [G] race now
(You look like an ace now, you look like an ace)
A lotta [C] guys try to catch her, but she leads them on a wild goose [F] chase now
(You drive like an ace now, you drive like an ace)
And she'll have [C]// fun, fun, [G]// fun, 'til her [F]// daddy takes the [G]// T-Bird a-[C]//way [F]// [C]//
(Fun, fun, fun, 'til her daddy takes the T-bird away)

[G] [G] [C] [C] [G] [G] [D] [G]

Well, you [C] knew all along that your dad was gettin' wise to [F] you now
(You shouldn't have lied now, You shouldn't have lied)
And since he [C] took your set of keys you've been thinking that your fun is all [G] through now
(You shouldn't have lied now, You shouldn't have lied)
But you can [C] come along with me 'cause we gotta a lot of things to [F] do now
(You shouldn't have lied now, You shouldn't have lied)
And we'll have [C]// fun, fun, [G]// fun, now that [F]// daddy took the [G]// T-Bird a-[C]//way [F]// [C]// [G]
(Fun, fun, fun, now that daddy took the T-bird away)

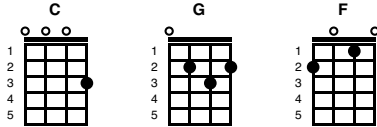
Outro:

And you'll have [C]// fun, fun, [G]// fun, 'til her [F]// daddy took the [G]// T-Bird a-[C]way [C]/ [F]/ [C]/

Galway Bay

Dr. Arthur Colahan, ©1947

Key of C



Intro: [C]

[C] If you ever go across the sea to [G] Ireland
Then maybe at the closing of your [C] day
you will sit and watch the moon rise over the [F] Cladaugh
and [G] see the sun go down on Galway [C] Bay

[C] Just to hear again the ripple of the [G] trout stream
the women in the meadows making [C] hay
and to sit beside a turf-fire in the [F] cabin
and [G] watch the barefoot children at their [C] play

[C] For the breezes blowing o'er the seas from [G] Ireland
are perfumed by the heather as they [C] blow
and the women in the uplands diggin' [F] praties
speak a [G] language that the strangers do not [C] know

[C] For the strangers came and tried to teach us their [G] way
they scorn us for being what we [C] are
but they might as well go chasing after [F] moonbeams
or [G] light a penny candle from a [C] star

[C] And if there is going to be a life [G] hereafter
and somehow I am sure there's going to [C] be
I will ask God to let me make my [F] heaven
In that [G] dear land across the Irish [C] sea

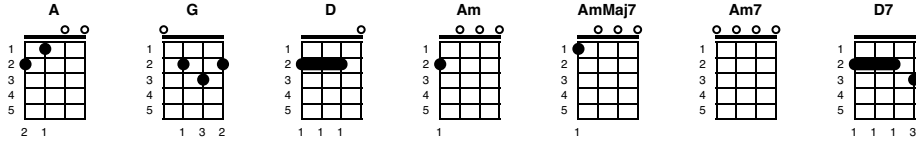
[C] If you ever go across the sea to [G] Ireland
Then maybe at the closing of your [C] day
you will sit and watch the moon rise over the [F] Cladaugh
and [G] see the sun go down on Galway [C] Bay
and [G] see the sun go down on Galway [C] Bay

Ghostbusters

Key of A

Ray Parker Jr., 1984 (arr. by V. Walker)

Note: Bridge count - Am 3 beats, D7 5, Am 3, D7 5/////



Intro:

[A] (DuDu) [G]/ [D]/

[A] (DuDu) [G]/ [D]/

[A] (DuDu) [G]/ [D]/

[A] (DuDu) [G]/ [D]/

Verse 1:

If there's [A] something strange [G]/ [D]/

In your [A] neighbourhood [G]/ [D]/

[A] Who ya gonna call? [G]/ [D]/ Ghost-[A]busters! [G]/ [D]/

If there's [A] something weird [G]/ [D]/

And it [A] don't look good [G]/ [D]/

[A] Who ya gonna call? [G]/ [D]/ Ghost-[A]busters! [G]/ [D]/

Bridge:

[Am] (3) [AmMaj7] (5) [Am7] (3) [D7]/ [D7]/ I ain't a [D7]/fraid of no [D7]/ghost! [D7]/

[Am] (3) [AmMaj7] (5) [Am7] (3) [D7]/ [D7]/ I ain't a [D7]/fraid of no [D7]/ghost! [D7]/

Break:

[A] (DuDu) [G]/ [D]/

[A] (DuDu) [G]/ [D]/

[A] (DuDu) [G]/ [D]/

[A] (DuDu) [G]/ [D]/

Verse 2:

If you're [A] seeing things [G]/ [D]/

Running [A] through your head [G]/ [D]/

[A] Who ya gonna call? [G]/ [D]/ Ghost-[A]busters! [G]/ [D]/

An in-[A]visible man [G]/ [D]/

Sleepin' [A] in your bed [G]/ [D]/

[A] Who ya gonna call? [G]/ [D]/ Ghost-[A]busters! [G]/ [D]/

Bridge:

[Am] (3) [AmMaj7] (5) [Am7] (3) [D7]/ [D7]/ I ain't a [D7]/fraid of no [D7]/ghost! [D7]/

[Am] (3) [AmMaj7] (5) [Am7] (3) [D7]/ [D7]/ I ain't a [D7]/fraid of no [D7]/ghost! [D7]/

Instrumental/Sing last 2 lines:

[A] (DuDu) [G]/ [D]/

[A] (DuDu) [G]/ [D]/

[A] Who ya gonna call? [G]/ [D]/ Ghost-[A]busters! [G]/ [D]/

Verse 3:

[A] If ya all alone [G]/ [D]/

Pick [A] up the phone [G]/ [D]/

And [A] call [G]/ [D]/ Ghost-[A]busters! [G]/ [D]/

If you've [A] had a dose [G]/ [D]/

Of a [A] freaky ghost [G]/ [D]/

[A] You better call [G]/ [D]/ Ghost-[A]busters! [G]/ [D]/

Outro (keep getting louder):

[A] Who ya gonna call? [G]/ [D]/ Ghost-[A]busters! [G]/ [D]/

[A] Who ya gonna call? [G]/ [D]/ Ghost-[A]busters! [G]/ [D]/

[A] Who ya gonna call? [G]/ [D]/ Ghost-[A]busters! [G]/ [D]/

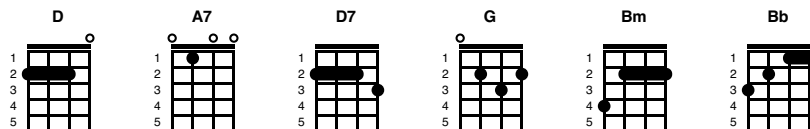
[A] Who ya gonna call? [G]/ [D]/ Ghost-[A]busters! [G]/ [D]/

[A] (tremolo)

God Bless America

Irving Berlin, ©1918

Key of D



Intro: [D] [D]

[D] God Bless A-[A7]merica, land that I [D] love. [D7]

Stand be-[G]side her and [D] guide her

through the night with the [A7] light from a-[D]bove.

From the [A7] mountains to the [D] prairies,

to the [A7] ocean, white with [D] foam. [D7]

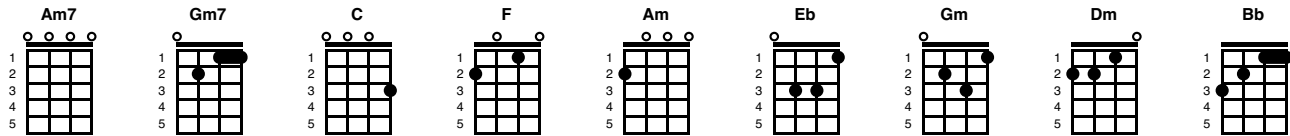
[G] God bless A-[D]merica, [Bm] my [D] home [A7] sweet [D] home, [D7]

[G] God bless A-[D]merica, [Bb] my [D] home [A7] sweet [D] home. [D]/

God Bless The USA

Lee Greenwood, ©1984

Key of F



Intro: [Am7] [Gm7] [C]

If to-[F]morrow all the [Am] things were gone
I'd [Gm7] worked for all my life,
And I [Eb] had to start again
with just my [Gm] children and my [C] wife,
I'd [F] thank my lucky [Am] stars
to be [Gm7] livin' here to-[Dm]day.
Cause the [Gm] flag still stands for [Eb] freedom
And they [Dm] can't take that [Bb] away.

And I'm [C] proud to be an American
Where at [Bb] least I know I'm [F] free
And I [C] won't forget the men who died
Who [Bb] gave that right to [F] me
And I gladly [Dm] stand up [F] next to you and de-[Bb]fend her still to-[F]day
Cause there [Bb] ain't no doubt I [F] love this land
God [Bb] bless the [C] US-[F]A

From the [F] lakes of Minne-[Am]sota
To the [Gm] hills of Tennessee
A-[Eb]cross the plains of Texas
From [Gm] sea to shining [C] sea
From [F] Detroit down to [Am7] Houston
And [Gm7] New York to [Dm] LA
Well there's [Gm] pride in every Am-[Eb]erican heart
And its [Dm] time we stand and [Bb] say

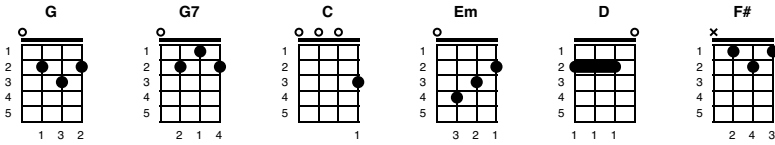
That I'm [C] proud to be an American
Where at [Bb] least I know I'm [F] free
And I [C] won't forget the men who died
Who [Bb] gave that right to [F] me
And I gladly [Dm] stand up [F] next to you and de-[Bb]fend her still to-[F]day
Cause there [Bb] ain't no doubt I [F] love this land
God [Bb] bless the [C] U-S-[F]A

And I'm [C] proud to be an American
Where at [Bb] least I know I'm [F] free
And I [C] won't forget the men who died
Who [Bb] gave that right to [F] me
And I gladly [Dm] stand up [F] next to you and de-[Bb]fend her still to-[F]day
Cause there [Bb] ain't no doubt I [F] love this land
God [Bb] bless the [C] U-S-[F]A

Goin' Down the Road Feelin' Bad (Lonesome Road Blues)

Key of G

Note: Traditional, first known recording 1923 by Henry Whitter (Appalachian)



Intro: [G] [G]

Verses 1, 2 & 3:

I'm [G] goin' down the road feel-in' [G7] bad, I'm [C] goin' down the road feel-in' [G] bad
I'm [C] goin' down the road feel-in' [G] bad, Lord [Em] Lord
I [G] ain't gonna be [D] treated this a-[G]way [G]

I'm [G] down in the jailhouse on my [G7] knees, I'm [C] down in the jailhouse on my [G] knees
I'm [C] down in the jailhouse on my [G] knees, Lord [Em] Lord
I [G] ain't gonna be [D] treated this a-[G]way [G]

They [G] feed me corn bread and [G7] beans, they [C] feed me on corn bread and [G] beans
They [C] feed me corn bread and [G] beans, Lord [Em] Lord
I [G] ain't gonna be [D] treated this a-[G]way [G]/

Instrumental (a verse):

I'm [G] goin' down the road feel-in' [G7] bad, I'm [C] goin' down the road feel-in' [G] bad
I'm [C] goin' down the road feel-in' [G] bad, Lord [Em] Lord
I [G] ain't gonna be [D] treated this a-[G]way [G]/

Verses 5 & 6:

I'm [G] goin' where the climate suits my [G7] clothes
I'm [C] goin' where the climate suits my [G] clothes
I'm [C] goin' where the climate suits my [G] clothes, Lord [Em] Lord
I [G] ain't gonna be [D] treated this a-[G]way [G]

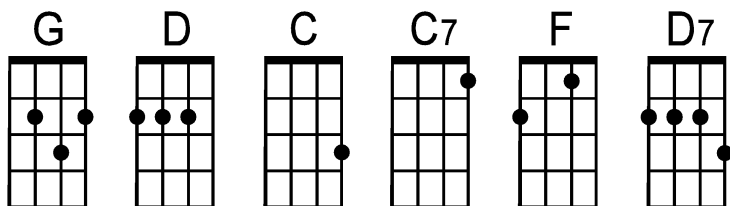
I'm [G] goin' where the water tastes like [G7] wine
I'm [C] goin' where the water tastes like [G] wine
I'm [C] goin' where the water tastes like [G] wine, Lord [Em] Lord
I [G] ain't gonna be [D] treated this a-[G]way [G]/

Verse 1 repeat & tag:

I'm [G] goin' down the road feel-in' [G7] bad, I'm [C] goin' down the road feel-in' [G] bad
I'm [C] goin' down the road feel-in' [G] bad, Lord [Em] Lord
I [G] ain't gonna be [D] treated this a-[G]way, oh Lord
I [G] ain't gonna be [D] treated this a-[G]way, no I'm not
I [G] ain't gonna be [D] treated this a-[G]way [G]/ [F#]/ [G]/

Good Day, Sunshine (key of G)

by Paul McCartney (1966)



Intro:

C . . . | |

1 2 3 | 1 2 3 4 & 5 |
 G\ . . | D\ . . ' . | G\ . . | D\ . . ' . | C\ . . | C7\ . C7\ -r-
 Good— day, sun— shine Good— day, sun— shine Good— day, sun— shine

-r- | F . D7 . | G7 . . . | C7 . . . | F . .
 I need to laugh, and when the sun is out I've got something I can laugh a-bout
 . | F . D7 . | G7 . . . | C7 . . . | F . .
 I feel good, in a special way I'm in love and it's a sunny day

G\ . . | D\ . . ' . | G\ . . | D\ . . ' . | C\ . . | C7\ . C7\ -r-
 Good— day, sun— shine Good— day, sun— shine Good— day, sun— shine

-r- | F . D7 . | G7 . . . | C7 . . . | F . .
 We take a walk, the sun is shining down, Burns my feet as they touch the grou— ound

Instrumental: Bb . G7 . | C7 . . . | F7 . . . | Bb . . . |

G\ . . | D\ . . ' . | G\ . . | D\ . . ' . | C\ . . | C7\ . C7\ -r-
 Good— day, sun— shine Good— day, sun— shine Good— day, sun— shine

-r- | F . D7 . | G7 . . . | C7 . . . | F . .
 Then we lie, be-neath a shady tree, I love her and she's loving me
 . | F . D7 . | G7 . . . | C7 . . . | F . .
 She feels good, she knows she's looking fine I'm so proud to know that she is mine

G\ . . | D\ . . ' . | G\ . . | D\ . . ' . | C\ . . | C7\ . C7\ -r- |
 Good— day, sun— shine Good— day, sun— shine Good— day, sun— shine

G\ . . | D\ . . ' . | G\ . . | D\ . . ' . | C\ . . | C7\ . C\ —
 Good— day, sun— shine Good— day, sun— shine Good— day, sun— shine—

San Jose Ukulele Club

(V3b - 6/13/16)

Good Night, Irene

Key of F

Music by H. Ledbetter, Words by Raffi, ©1979

timing: 3/4 timing, waltz

Intro: [F]

Verse 1:

[F] Foxes sleep in the [C] forest

Lions sleep in [C7] their [F] dens [Bb]

[F] Goats [F7] sleep on the [Bb] moun- tain side,
and [C] Piggies sleep [C7] in their [F] pens

Chorus:

[F] I- rene good-[C]night [C]

[C] I- rene [C7] good-[F]night

Good-night I-[F7]rene, good-[Bb]night I-rene

I'll [C] See you in [C7] my [F] dreams

Verse 2:

[F] Whales sleep in the [C] ocean

Zebras sleep [C7] on [F] land [Bb]

[F] Hippos [F7] sleep by the [Bb] riv-er-side and

[C] Camels sleep [C7] on [F] sand

Chorus:

[F] I- rene good-[C]night [C]

[C] I- rene [C7] good-[F]night

Good-night I-[F7]rene, good-[Bb]night I-rene

I'll [C] See you in [C7] my [F] dreams

Verse 3:

[F] Coyote sleeps in the [C] canyon

A Birdie sleeps [C7] in a [F] tree [Bb]

[F] And when it's [F7] time for [Bb] me to rest

[C] My bed's the place [C7] for [F] me

Chorus:

[F] I- rene good-[C]night [C]

[C] I- rene [C7] good-[F]night

Good-night I-[F7]rene, good-[Bb]night I-rene

I'll [C] See you in [C7] my [F] dreams

Outro:

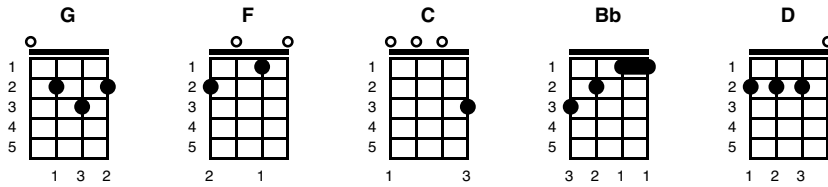
[F] Good night I-[F7]rene, good [Bb] night I-rene

I'll [C7] see you in my [F] room

Goo Goo Muck

Ronnie Cook and The Gaylads, ©1962

Key of G



Intro: [G] [F] [G] [F]

Verse 1:

When the [G] sun goes [F] down and the [G] moon [F] comes up

[G] [F] [G] [F]

I [G] turn into a [F] teenage [G] goo goo [F] muck,

[G] [F] [G] [F]

I [C] cruise through the [Bb] city and I [C] roam [Bb] street

[C] [Bb] [C] [Bb]

[G] looking for [F] something that is [G] nice to [F] eat

[G] [F] [G] [F]/

[nc] you better duck [D]////

[nc] when I show up [C]////

[nc] the goo goo [G] muck [F] [G] [F]

Verse 2:

I'm the [G] night head-[F]hunter looking [G] for some [F] head

[G] [F] [G] [F]

with a [G] way out [F] body under-[G]neath that [F] head,

[G] [F] [G] [F]

well [C] I'll get you baby [Bb] with a [C] little [Bb] luck

[C] [Bb] [C] [Bb]

cause I'm [G] teenage [F] tiger and a [G] goo goo [F] muck

[G] [F] [G] [F]/

[nc] you better duck [D]////

[nc] when I show up [C]////

[nc] the goo goo [G] muck [F] [G] [F]

Verse 3:

The [G] city is a [F] jungle and [G] I'm a [F] beast

[G] [F] [G] [F]

I'm a [G] teenage [F] tiger [G] looking for a [F] feast,

[G] [F] [G] [F]

I [C] want the [Bb] most but I'll [C] take the [Bb] least,

[C] [Bb] [C] [Bb]

cause I'm a [G] goo goo muck [F] tiger and a [G] teenage [F] beast

[G] [F] [G] [F]/

[nc] you better duck [D]////

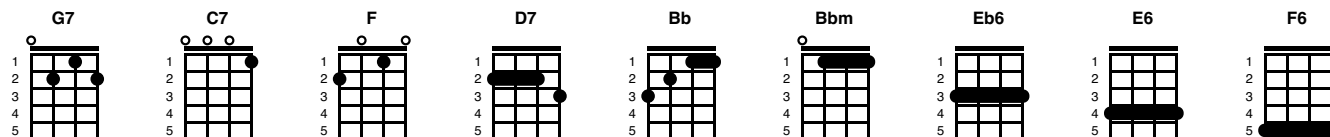
[nc] when I show up [C]////

[nc] the goo goo [G] muck [F] [G] [F] [G]/

Hanalei Moon

Bob Nelson, ©1974

Key of F



Vamp:

[G7] - [C7] [F] [G7] - [C7] [F]

Verse:

When you [F] see [F] Hanalei by [G7] moonlight [G7]
You will [C7] be in [C7] heaven by the [F] sea [C7]
Every [F] breeze, [F] every wave will [G7] whisper [G7]
You are [C7] mine, don't [C7] ever go a-[F]way [C7]

Chorus:

[F] Hana-[D7]lei, [G7] Hanalei [G7] moon
Is [C7] lighting be-[C7]loved Ka-[Bb]//ua'- [Bbm]// [F] i
[F] Hana-[D7]lei, [G7] Hanalei moon
A-[C7]loha no [C7] wauia 'o-[F]e [G7-C7] [F]

Verse (repeat):

When you [F] see Hanalei by [G7] moonlight [G7]
You will [C7] be in heaven by the [F] sea [C7]
Every [F] breeze, every wave will [G7] whisper [G7]
You are [C7] mine, don't ever go a-[F] way [C7]

Chorus (repeat):

[F] Hana-[D7]lei, [G7] Hanalei [G7] moon
Is [C7] lighting be-[C7]loved Ka-[Bb]//ua'- [Bbm]// [F] i
[F] Hana-[D7]lei, [G7] Hanalei moon
A-[C7]loha no [C7] wauia 'o-[F]e [F]

Outro:

A-[C7]loha no [C7] wauia 'o-[Bb]//e [Bbm6]// Hanalei [F] Moon . . . [Eb6]/ [E6]/ [F6]/

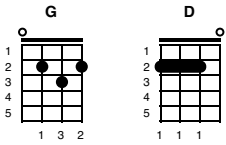
Hands are for Clapping

Key of G

Jim Gill © 1993

Link: <https://youtu.be/eCiq0CIF5rM>

Note: Words in parentheses are spoken. At the end of each verse/chorus are two bars of G.



Intro: [G] [G] [G] [G]

[G] Hands are for clapping, clapping to this [D] song

[G] Hands are for clapping, let's all [D] clap a-[G]long (Clap your hands!)

Whistle:

[G] Hands are for clapping, clapping to this [D] song

[G] Hands are for clapping, let's all [D] clap a-[G]long [G] [G]

(Now your toes!)

[G] Toes are for tapping, tapping to this [D] song

[G] Toes are for tapping, let's all [D] tap a-[G]long (Tap your toes!)

Whistle:

[G] Toes are for tapping, tapping to this [D] song

[G] Toes are for tapping, let's all [D] tap a-[G]long [G] [G]

(Now with your fingers!)

[G] Fingers are for snapping, snapping to this [D] song

[G] Fingers are for snapping, let's all [D] snap a-[G]long (snap your fingers!)

Whistle:

[G] Fingers are for snapping, snapping to this [D] song

[G] Fingers are for snapping, let's all [D] snap a-[G]long

[G] (Get a beat on your knees for [G] this one)

[G] Knees are for slapping, slapping to this [D] song

[G] Knees are for slapping, let's all [D] slap a-[G]long (Slap your knees!)

Whistle:

[G] Knees are for slapping, slapping to this [D] song

[G] Knees are for slapping, let's all [D] slap a-[G]long [G] [G]

(Back to the hands!)

[G] Hands are for clapping, clapping to this [D] song

[G] Hands are for clapping, let's all [D] clap a-[G]long (Clap your hands!)


Whistle:

[G] Hands are for clapping, clapping to this [D] song

[G] Hands are for clapping, let's all [D] clap a-[G]long [G]/

Hang on Sloopy (O-H-I-O)

Sloopy Riff:



INTRO: **C F G F** X 2

C F G F
Hang on Sloopy, Sloopy hang on
C F G F
Hang on Sloopy, Sloopy hang on

C F G F C F G F
Sloopy lives in a very bad part of town (ooooh ooh ooh ooh)
C F G F C F G F
And everybody, yeah, tries to put my Sloopy down (ooooh ooh ooh ooh)
C F G F C F G F
Sloopy, I don't care what your daddy do (ooooh ooh ooh ooh)
C F G F C F G F
'Cause you know Sloopy girl, I'm in love with you (ooooh ooh... And so I say now....

Chorus

C F G F C F G F
Hang on Sloopy, Sloopy hang on
C F G F C F G F
Hang on Sloopy, Sloopy hang on (yeah, yeah, yeah, yeah Give it to them)

INSTRUMENTAL: Riff (4X) + (2X)

||: **C F | G F** :||

C F G
Sloopy, let your hair down, girl,
F C F G F
let it hang down on me (ooooh ooh ooh ooh)
C F G F C F G
Sloopy, let your hair down, girl, let it hang down on me (ooooh ooh ooh ooh)
F C F G F C F G
Come on Sloopy (come on come on) Come on Sloopy (come on come on)
F C F G F C F G
Well come on Sloopy (come on come on) Well come on Sloopy (come on come on)
F C F G F C F G
Well it feels so good (come on come on) You know it feels so good (come on come on)
F C F G F C F G
Well shake it shake it shake it Sloopy (come on come on)
F C F G/G/G/G/ G/G/G/G/
Well shake it shake it yea (come on come on _____ SCREAM)

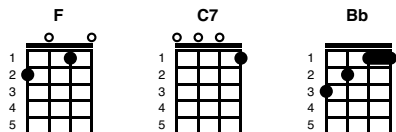
Back to Riff:

C F G F C F G F
Hang on Sloopy, Sloopy hang on, yea {yea} yea {yea} yea {yea}
C F G F C F G F
Hang on Sloopy, Sloopy hang on, yea {yea} yea {yea} yea {yea}
C F G F C/C/ F/F/ G/G/ F/G/ C/
Hang on Sloopy Sloopy hang on

Happy Birthday

Patty and Mildred J. Hill, ©1893

Key of C



Riff:

	[F]	[C7]	[F]	[Bb]	[F][C7][F]
A	-----	-----	-----	-----	-----
E	-----1-0-	-----3-1-	-----1-0-	-----1-0-	-----1-3-1-
C	0-0-2-0----	0-0-2-0----	0-0-----2-	-----	0-2-0-3
G	-----	-----	-----	-----	-----

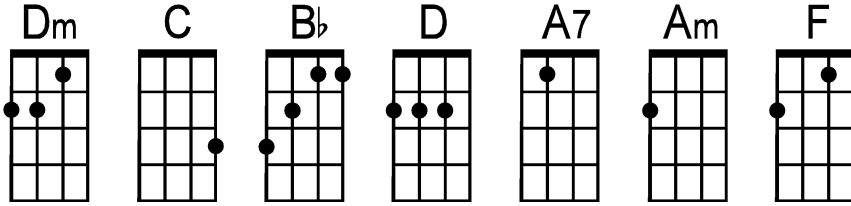
optional

Intro: [F]

Happy [F] Birthday to [C7] you,
Happy [C7] Birthday to [F] you.
Happy [F] Birthday dear [Bb] (name),
Happy [F] Birthday [C7] to [F] you.

Happy Together (key of Dm)

by Gary Bonner and Alan Gordon (1967)



Intro: Dm . . . | | |
 A: -----
 E: ---1--0-----1--0-----
 C: ---2--2--2---0h2--2--0--2-----2--2--2---0h2--2--0--2---
 G: ---2--2--2---2---2--2--2-----2--2--2---2---2--2---

I-magine me and you, I do, I think a-bout you day and night, it's only right
 To think a-bout the girl you love, and hold her tight, so happy— to-geth-er—
 If I should call you up, in-vest a dime— and you say you be-long to me— and ease my mind—
 (call you up) (ease my mind)
 I-magine how the world could be, so very fine, so happy— to-geth-er—
 (ve— ry fine—)

Chorus: D . . . | Am . . . | D . . . | F . . . |
 I can't see me loving no- body but you— for all my— life—
 D . . . | Am . . . | D . . . | F . . . |
 When you're with me, baby, the skies'll be blue— for all my— life—

Dm . . . | C . . . |
 Me and you, and you and me, no matter how they toss the dice, it had to be
 (You— and— me—) (had— to— be—)
 Bb . . . | A7 . . . |
 The only one for me is you, and you for me, so happy— to- geth-er—
 (You— for— me—)

Chorus: D . . . | Am . . . | D . . . | F . . . |
 I can't see me loving no- body but you— for all my— life—
 D . . . | Am . . . | D . . . | F . . . |
 When you're with me, baby, the skies'll be blue— for all my— life—

Dm . . . | C . . . |
 Me and you, and you and me, no matter how they toss the dice, it had to be
 (You— and— me—) (had— to— be—)
 Bb . . . | A7 . . . |
 The only one for me is you, and you for me, so happy— to- geth-er—
 (You— for— me—)

Chorus 2: **D** . . . | **Am** . . . | **D** . . . | **F** . . . |
 Ba ba ba ba baba ba ba baba ba baba ba ba—

D . . . | **Am** . . . | **D** . . . | **F** . . . | . . . |
 Ba ba ba ba baba ba ba baba ba baba ba ba—

Dm . . . | . . . | **C** . . . | . . . |
 Me and you, and you and me, no matter how they toss the dice, it had to be.

. . . | **Bb** . . . | . . . | **A7** . . . | **Dm** . . . |
 The only one for me is you, and you for me, so happy— to— geth—er. (oo-oo-oo— oo—)

. . . | **A7** . . . | **Dm** . . . | **A7** . . . |
 So happy to-geth—er (oo-oo— oo— oo—), how is— the weath—er— ?
 (ba— ba ba—ba—

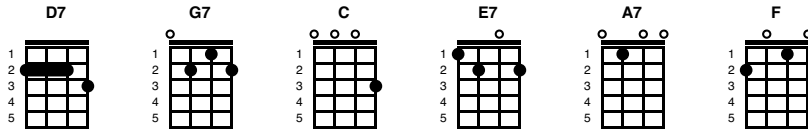
Dm . . . | **A7** . . . | **Dm** . . . | **A7** . . . |
 So happy— to-geth—er— We're happy— to-geth—er—
 ba— ba ba—ba— ba— ba ba—ba— ba— ba ba—ba— ba— ba ba—ba—

Dm . . . | **A7** . . . | **Dm** . . . | **A7** . . . | **D**
 Happy— to-geth—er— so happy— to-geth—er—
 ba— ba ba—ba— ba— ba ba—ba— ba— ba ba—ba— ba—

Has Anybody Seen My Ghoul?

Key of C

parody lyricist unknown based on Sam Lewis, Joe Young, Ray Henderson ©1925



Intro: [D7] [G7] [C] [G7]

[C] Five foot two, [E7] skin that's blue,
[A7] full of pep and witch's brew
Has [D7] anybody [G7] seen my [C] ghou? [G7]

[C] She's undead, [E7] keep your head
A-[A7]void her if she hasn't fed.
Has [D7] anybody [G7] seen my [C] ghou? [C]/

Now if you [E7] run into a gruesome ghou, [A7] covered with fur,
[D7] Voice that clangs, five inch fangs
[G7]/ Call me 'cause you've found her!

[C] I can't speak, [E7] leaves me weak
[A7] Every time she starts to shriek
Has [D7] anybody [G7] seen my [C] ghou?

FASTER!

Count: 5, 6, 7, 8,

[C] Five foot two, [E7] skin that's blue,
[A7] full of pep and witch's brew
Has [D7] anybody [G7] seen my [C] ghou? [G7]

[C] She's undead, [E7] keep your head
A-[A7]void her if she hasn't fed.
Has [D7] anybody [G7] seen my [C] ghou? [C]/

Now if you [E7] run into a gruesome ghou, [A7] covered with fur,
[D7] Voice that clangs, five inch fangs
[G7]/ Call me 'cause you've found her!

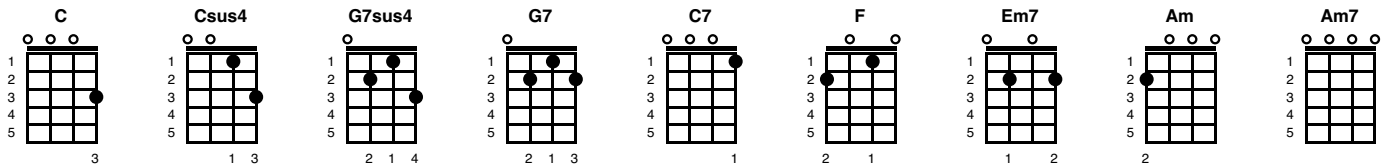
[C] I can't speak, [E7] leaves me weak
[A7] Every time she starts to shriek

Has [D7] anybody [G7] seen my
[D7] anybody [G7] seen my,
[D7] anybody [G7] seen my [C] ghou? [C]/ [F]/ [C]/

Have You Ever Seen the Rain

Key of C

Creedence Clearwater Revival, ©1971



Note: Just play **[C]** through the **[Csus4]** AND **[G7sus4]** if you want a stress free strum!

Intro:**[C][C][C][C]**

[C] . Someone told me long ago **[Csus4]**/ **[C]**/

[C] There's a calm before the storm

I **[G7]** know, it's been coming **[C]** for some time **[Csus4]**// **[C]**//

[C] . When it's over so they say **[Csus4]**/ **[C]**/

[C] . It'll rain on a sunny day

I **[G7]** know, shining down like **[C]** water . . . **[Csus4]** / / **[C]** / **[C7]** /

[F] . . I wanna **[G7]** know, have you **[C]**// ever **[Em7]**// seen the **[Am]**// rain **[Am7]**//

[F] . . I wanna **[G7]** know, have you **[C]**// ever **[Em7]**// seen the **[Am]**// rain **[Am7]**//

[F] . . Coming **[G7]** down on a sunny **[C]** day . . . **[G7sus4]**

[C] . Yesterday and days before **[Csus4]**/ **[C]**/

[C] Sun is cold and rain is hard

I **[G7]** know, it's been that way for **[C]** all my time **[Csus4]**// **[C]**//

[C] . Till forever on it goes **[Csus4]**/ **[C]**/

[C] . Through the circle fast and slow

I **[G7]** know, and it can't stop I **[C]** wonder . . . **[Csus4]** / / **[C]** / **[C7]** /

[F] . . I wanna **[G7]** know, have you **[C]**// ever **[Em7]**// seen the **[Am]**// rain **[Am7]**//

[F] . . I wanna **[G7]** know, have you **[C]**// ever **[Em7]**// seen the **[Am]**// rain **[Am7]**//

[F] . . Coming **[G7]** down on a sunny **[C]** day . . . **[G7sus4]**

[F] . . I wanna **[G7]** know, have you **[C]**// ever **[Em7]**// seen the **[Am]**// rain **[Am7]**//

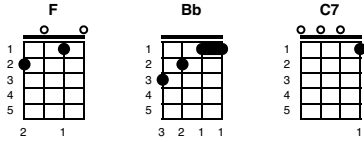
[F] . . I wanna **[G7]** know, have you **[C]**// ever **[Em7]**// seen the **[Am]**// rain **[Am7]**//

[F] . . Coming **[G7]** down on a sunny **[C]** day . . . **[G7sus4]** **[C]** /

Heartaches By the Number

Key of F

Harlan Howard, 1959



Intro:

[F] [F]

Verse 1:

[F] Heart-ache num-ber [F] one was when you [Bb] left me [Bb]
I [C7] never knew that [C7] I could hurt this [F] way [F]
And [F] heart-ache num-ber [F] two was when you [Bb] - came back [Bb] a-gain
[C7] You came back [C7] and never means to [F] stay [F]/

Chorus:

Now I've got [F] heart-aches by the [F] num-ber, [Bb] trou-bles by the [Bb] score
[C7] Ev-'ry day you [C7] love me less, each [C7] day I love you [F] more
[F]/ - Yes, I've got [F] heart-aches by the [F] num-ber, a [Bb] love that I can't [Bb] win
But the [C7] day that I stop [C7] count-ing, that's the [C7] day my world will [F] end [F]/

Verse 2:

[F] Heart-ache num-ber three was when you [Bb] called me
And [C7] said that you were com-ing back to [F] stay
With hope-ful heart I wait-ed for your [Bb] knock on the door
I [C7] wait-ed but you must have lost your [F] way [F]/

Chorus:

Now I've got [F] heart-aches by the [F] num-ber, [Bb] trou-bles by the [Bb] score
[C7] Ev-'ry day you [C7] love me less, each [C7] day I love you [F] more
[F]/ - Yes, I've got [F] heart-aches by the [F] num-ber, a [Bb] love that I can't [Bb] win
But the [C7] day that I stop [C7] count-ing, that's the
[C7] day my [C7] world will [F] end [F] [F]/

Heart and Soul/Play That Song Mashup

Key of C

Hoagy Carmichael and Frank Loesser © 1938 and Pat Monihan © 2016

Intro: [C] [F] [Am] [G7], [C] [F] [Am] [G]

All together:

[C] Heart and [Am] soul - [Dm] - I fell in [G7] love with you
[C] Heart and [Am] soul - [Dm] - the way a [G7] fool would do
[C] mad - [Am]ly - [Dm] - be-cause you [G7] held me
[C] tight - [Am] - and stole a [Dm] kiss - in the [G7] night -

[C] Play that [F] song - [Am] - the one that [G] makes me go
[C] all night [F] long - [Am] - the one that [G] makes me think
[C] of - [F] you - [Am] that's all you [G] got-ta [C] do - [F] [Am] [G]

Group 1:

[C] Heart and [Am] soul - [Dm] - I fell in [G7] love with you
[C] Heart and [Am] soul - [Dm] - the way a [G7] fool would do
[C] mad - [Am]ly - [Dm] - be-cause you [G7] held me
[C] tight - [Am] - and stole a [Dm] kiss - in the [G7] night

Group 2:

[C] Hey Mister [F] D. J. [Am] when you gonna [G] spin it - my
[C] baby's favorite [F] record, she's been [Am] waitin' for a [G] minute
She in-[C]vited all her [F] friends and I'm [Am] buying all the [G] rounds
And they're [C] all dolled [F] up, D. J. [Am] please don't let me [G] down

Bridge:

[C]/ When you gonna [F]/ play that song, [C]/ when you gonna [G]/ earn that pay?
[C]/ When you gonna [F]/ play that song and [Am]// make my [G]// day? she said

All together:

[C] Heart and [Am] soul - [Dm] - I begged to [G7] be a-dored
[C] lost con-[Am]trol - [Dm] - and tumbled [G7] over-board
[C] Glad - [Am]ly - [Dm] - that magic [G7] night we
[C] kissed - [Am] - there in the [Dm] moon-mist [G7] - -

Group 1:

[C] Play that [F] song - [Am] - the one that [G] makes me stay
[C] out till [F] dawn - [Am] - the one that [G] makes me go,
[C] Ooo - [F] ooo - [Am] that's all you [G] got-ta [C] do - [F] [Am] [G]

Group 2:

[C] Hey Uke [F] play-er, [Am] when you gonna [G] strum it?
My [C] girl just heard this [F] song and you should [Am] play it 'cause she [G] loves it
Can you [C] get me off the [F] hook? Get them [Am] fingers pickin' [G] now
I'll throw some [C] money in your [F] cup, Mister [Am] please don't let me [G] down

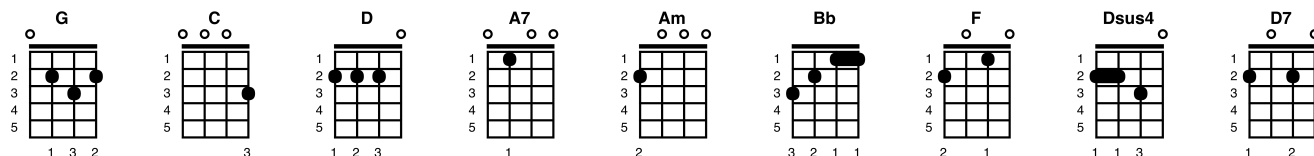
All together:

[C] Now I [Am] see - [Dm] - what one em-[G7]brace can do
[C] Look at [Am] me - [Dm] - It's got me [G7] lov-ing you
[C] Mad - [Am]ly - [Dm] - that little [G7] kiss you [E7] stole - [E7] - -
[Dm] - held all my [G7] heart and [C] - - [C] - - [C]/

Here Comes the Sun

Beatles, George Harrison, ©1969

Key of G



Intro:

[G]/ [G]/ [C]/ [D]/

A	----	2----	0----	2----	----	2----	0----	----	----	----	0----	----
E	----	3----	----	3----	----	3----	----	0----	----	3----	----	2-0-2-3----
C	----	----	----	----	----	----	----	----	----	----	----	----
G	----	----	----	----	----	----	----	----	----	----	----	----

[G] [G] [C] [D]/ / /

A	----	2----	0----	2----	----	2----	0----	----	----	----	----	----
E	----	3----	----	3----	----	3----	----	0----	----	3----	----	2-3-5----
C	----	----	----	----	----	----	----	----	----	----	----	2-4-6----
G	----	----	----	----	----	----	----	----	----	----	----	----

[G] . Here comes the sun, du, du, du, du

[C] . Here comes the [A7] sun and I say

[G] . it's alright

[C]/ [G]/ [Am]/ [G]/ [D]/[D]/

A	----	0----	----	0----	----	0----	----	0----	----
E	0-3----	3----	3----	3----	----	3----	3----	2-0----	----
C	----	2----	----	0----	----	2----	----	2----	----
G	----	----	----	----	----	----	----	----	----

[G] . Little darlin', it's been a [C] long cold lonely [D] winter

[G] . Little darlin', it feels like [C] years since it's been [D] clear

[G] . Here comes the sun, du, du, du, du

[C] . Here comes the [A7] sun and I say

[G] . it's alright

[C]/ [G]/ [Am]/ [G]/ [D]/[D]/ [G] [D]

A	----	0----	----	0----	----	0----	----	0----	2----	0-2----	----	0----
E	0-3----	3----	3----	3----	----	3----	3----	2-0----	3----	----	2-0-2-3----	----
C	----	2----	----	0----	----	2----	----	2----	----	----	----	----
G	----	----	----	----	----	----	----	----	----	----	----	----

[G] . Little darlin', the smile's re-[C]turning to the [D] faces

[G] . Little darlin', it seems like [C] years since it's been [D] here

[G] . Here comes the sun, du, du, du, du

[C] . Here comes the **[A7]** sun and I say

[G] . it's alright

	[C]/	[G]/	[Am]/	[G]/	[D]/[D]/	[G]	[D]
A	----0-----0-----	0-----0-----		2---0-2--	-----0-		
E	0-3-----3-----3-	-----3---3-2-0---		--3-----	2-0-2-3-----		
C	-----2-----0---	--2-----2-		-----	-----		
G	-----	-----		-----	-----		

[Bb]/ Sun **[F]/** sun **[C]///** sun, here it **[G]** comes . . . **[D]**

[Bb]/ Sun **[F]/** sun **[C]///** sun, here it **[G]** comes . . . **[D]**

[Bb]/ Sun **[F]/** sun **[C]///** sun, here it **[G]** comes . . . **[D]**

[Bb]/ Sun **[F]/** sun **[C]///** sun, here it **[G]** comes . . . **[D]**

[D] **[Dsus4]** **[D]** **[D7]**

[G] . Little darlin', I feel that **[C]** ice is slowly **[D]** meltin'

[G] . Little darlin', it seems like **[C]** years since it's been **[D]** clear

[G] . Here comes the sun, du, du, du, du

[C] . Here comes the **[A7]** sun and I say

[G] . it's alright

	[C]/	[G]/	[Am]/	[G]/	[D]/[D]/
A	----0-----0-----	0-----0-----			
E	0-3-----3-----3-	-----3---3-2-0---			
C	-----2-----0---	--2-----2-			
G	-----	-----			

[G] . Here comes the sun, du, du, du, du

[C] . Here comes the **[A7]** sun and I say

[G] . it's alright

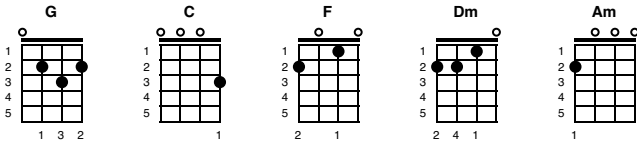
	[C]/	[G]/	[Am]/	[G]/	[D]/[D]/
A	----0-----0-----	0-----0-----			
E	0-3-----3-----3-	-----3---3-2-0---			
C	-----2-----0---	--2-----2-			
G	-----	-----			

Outro: **[Bb]/** **[F]/** **[C]/** (pluck E string) (pluck G string) **[G]/** (let ring)

Heroes

Key of G

David Bowie, 1977



Intro: [G] [G] [C] [C] [G] [G] [C] [C]

Verse:

[G] I - I wish you could [C] swim
Like the [G] dolphins - like dolphins can [C] swim
Though [F] nothing - nothing will keep us to-[G]gether
We can [Dm] beat them [Am] forever and [G] ever
Oh we can be [F] Heroes [C] just for one [G] day

Instrumental:

[G] [G] [C] [C] [G] [G] [C] [C]

Verse:

[G] I - I will be [C] King
And [G] you - you will be [C] Queen
For [F] nothing will drive them a-[G]way
We can be [Dm] Heroes [Am] - just for one [G] day
We can be [F] honest [C] - just for one [G] day

Verse:

[G] I - I can re-[C]member (I remember)
[G] Standing by the [C] wall (By the wall)
And the [G] guards shot above our [C] heads (Over our heads)
And we [G] kissed as though nothing would [C] fall (Nothing could fall)

Bridge:

And the [F] shame was on the [G] other side
Oh we can [Dm] beat them [Am] forever and [G] ever
Then we can be [F] Heroes [C] just for one [G] day

Instrumental:

[G] [G] [C] [C] [G] [G] [C] [C]

Outro:

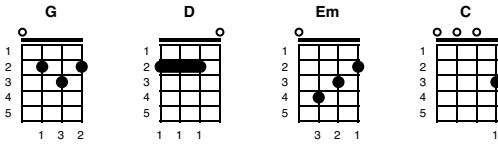
[G] [G] We can be [C] Heroes [C]
[G] [G] We can be [C] Heroes [C]
[G] [G] We can be [C] Heroes [C]/ just for one [G]/ day

Hey, Soul Sister

Key of G

Train, © 2009

Note: Each chord gets 4 beats except as noted at the end of some lines that end with a “C” and a “D” - those get two beats each



Intro & Verse:

[G] Hey-[D]ey, Hey-ey-ey-ey[Em]ey, Hey-ey-ey-ey-[C]ey
Your [G] lip-stick stains [D] - on the front lobe of my [Em] left side brains [C]
I knew I wouldn't for-[G]get you, and so I went and [D] let you blow my [Em] mind [C] . . [D] . .
Your [G] sweet moon-beam [D] - the smell of you in ev-'ry [Em] sin-gle dream I [C] dream
I knew when we col-lid-[G]ed, you're the one I have de-[D]cid-ed who's one of my [Em] kind [C] . . [D] . .

Chorus:

[C] Hey, soul sis-ter [D] ain't that Mis-ter Mis-ter on the [C] radio, stereo
The [D] way you move ain't fair you know
[C] Hey, soul sister [D] I don't wan-na to miss a sin-gle [C] thing you do-oo-[D]oo-oo
To-[G]night . . Hey-[D]ey, Hey-ey-ey-ey[Em]ey, Hey-ey-ey-ey-[C]ey

Verse:

[G] Just in time, [D] I'm so glad you have a [Em] one track mind like [C] me
You gave my love dir-[G]ection, a game show love con-[D]nection we can't de-[Em]ny [C] . . [D] . .
I'm [G] so ob-essed [D] - my heart is bound to beat right [Em] out my un-trimmed [C] chest
I believe in [G] you - Like a virgin you're Ma-[D]donna and I'm always gonna [Em] wan-na
blow your [C] mind . [D] . .

Chorus & Bridge:

[C] Hey, soul sister [D] ain't that Mis-ter Mis-ter on the [C] radio, stereo
The [D] way you move ain't fair you know
[C] Hey, soul sister [D] I don't want to miss a single [C] thing you do-[D]oo-oo
To-[G]night - The way you can cut a rug, [D] watching you's the only drug I
[Em] need, so gangsta, I'm so thug, you're the [C] only one I'm dreaming of you
[G] see, I can be myself now final-[D]ly - In fact, there's nothing I can't
[Em] be - I want the world to see you'll [C] be with [D] me (C & D get just 2 beats on this line)

Chorus:

[C] Hey, soul sister [D] ain't that Mis-ter Mis-ter on the [C] radio, stereo
The [D] way you move ain't fair you know

Outro:

[C] Hey, soul sister [D] I don't wan-na to miss a sin-gle [C] thing you do-oo-[D]oo-oo
To-[G]night . . Hey-[D]ey, Hey-ey-ey-ey[Em]ey, Hey-ey-ey-ey-[C]ey
To-[G]night . . Hey-[D]ey, Hey-ey-ey-ey[Em]ey, Hey-ey-ey-ey-[C]ey
To-[G]night

Hey! Oh Hi! Hello!

Key of D

Jim Gill © 2019

Note: At the end of each line is a D-A-D, play as written - all other chords "D-Du" with a bouncy rhythm

Link: https://youtu.be/gglW_uA2Zgl

Verse 1:

[D]/ In the great state of Ohio [D] (D-Du) [A]// [D]/ - From Cincinnati to Toledo [D] (D-Du) [A]// [D]/
They never simply say hello [D] (D-Du) [A]// [D]/ - They sing "Oh hey, oh hi, hello"
Oh [D] hey, oh hi, hello, Oh [G] hey, oh hi, hel-[D]lo - Oh hey, oh hi, oh [A] hey, oh hi, hel-[D]lo
Oh [D] hey, oh hi, hello, Oh [G] hey, oh hi, hel-[D]lo - Oh hey, oh hi, oh [A] hey, oh hi, hel-[D]lo

Verse 2:

[D]/ When they're in the library [D] (D-Du) [A]// [D]/
They sing it very quietly [D] (D-Du) [A]// [D]/

Whisper:

Oh [D] hey, oh hi, hello, Oh [G] hey, oh hi, hel-[D]lo - Oh hey, oh hi, oh [A] hey, oh hi, hel-[D]lo

Verse 3:

[D]/ Outside in a great big crowd [D] (D-Du) [A]// [D]/
They sing together very loud [D] (D-Du) [A]// [D]/

Loud:

Oh [D] hey, oh hi, hello, Oh [G] hey, oh hi, hel-[D]lo - Oh hey, oh hi, oh [A] hey, oh hi, hel-[D]lo

Verse 4:

[D]/ When they're sad and teary-eyed [D] (D-Du) [A]// [D]/
They sing it even as they cry [D] (D-Du) [A]// [D]/

Weepy:

Oh [D] hey, oh hi, hello, Oh [G] hey, oh hi, hel-[D]lo - Oh hey, oh hi, oh [A] hey, oh hi, hel-[D]lo

Verse 5:

[D]/ Sure they'll sing it when they're sad, [D] (D-Du) [A]// [D]/
But they'll even sing it when they're mad [D] (D-Du) [A]// [D]/

Angrily:

Oh [D] hey, oh hi, hello, Oh [G] hey, oh hi, hel-[D]lo - Oh hey, oh hi, oh [A] hey, oh hi, hel-[D]lo

Verse 6:

[D]/ Under water in a swimming pool [D] (D-Du) [A]// [D]/
It sounds very unusual [D] (D-Du) [A]// [D]/

Bubbly underwater sound:

Oh [D] hey, oh hi, hello, Oh [G] hey, oh hi, hel-[D]lo - Oh hey, oh hi, oh [A] hey, oh hi, hel-[D]lo

Verse 7:

[D]/ Whenever there's a big full moon [D] (D-Du) [A]// [D]/
They tend to sing it out of tune [D] (D-Du) [A]// [D]/

Move hand one fret up and sing out of tune:

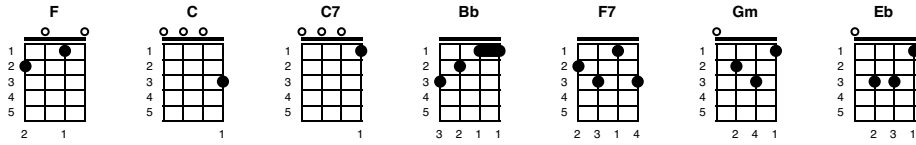
Oh [D] hey, oh hi, hello, Oh [G] hey, oh hi, hel-[D]lo - Oh hey, oh hi, oh [A] hey, oh hi, hel-[D]lo
(NOT OUT OF TUNE ON REPEAT)

Oh [D] hey, oh hi, hello, Oh [G] hey, oh hi, hel-[D]lo - Oh hey, oh hi, oh [A] hey, oh hi, hel-[D]lo[D]/

Hey Jude

The Beatles, 1970

Note: First note is a "C"



Hey [F] Jude, don't make it [C] bad - take a [C7] sad song and make it [F] better
Re-[Bb]member to let her in-to your [F] heart, then you can [C] start to make it [F] better

Hey [F] Jude, don't be a-[C]fraid - you were [C7] made to go out and [F] get her
The [Bb] minute you let her under your [F] skin, then you be-[C]gin to make it [F] better

[F7] And any time you feel the [Bb] pain, hey [F] Jude, re-[Gm]frain,
Don't [F] carry the [C7] world u-pon your [F] shoulders
[F7] Well you know that it's a [Bb] fool who [F] plays it [Gm] cool
By [F] making his [C7] world a little [F] colder
Da da da [F7] Da da [C7] Da da da [C7]/ da

A---7---8---10---10---
E-----
C---7---8---10---10---
G-----

Hey [F] Jude, don't let me [C] down - you have [C7] found her, now go and [F] get her
Re-[Bb]member to let her into your [F] heart, then you can [C] start to make it [F] better

[F7] So let it out and let it in, [Bb] hey [F] Jude be-[Gm]gin
You're [F] waiting for [C7] some-one to per-[F]form with
[F7] And don't you know that it's just [Bb] you, hey [F] Jude, you'll [Gm] do
The [F] movement you need [C7] is on your [F] shoulder
Da da da [F7] Da da [C7] Da da da [C7]/ da


A---7---8---10---10---
E-----
C---7---8---10---10---
G-----

Hey [F] Jude, don't make it [C] bad - take a [C7] sad song and make it [F] be-[F7]tter
Re-[Bb]member to let her in-to your [F] heart, then you can [C] start to make it
[F] better, better, better, better, BETTER, BETTER, AHHHH!!

Outro - repeat 3 x end on [F]/:

[F] Na na na [Eb] na-na-na naaaa, [Bb] na-na na naaaa, hey [F] Jude

Hey There Delilah [C]



C Em
Hey there Delilah, What's it like in New York City?
C Em
I'm a thousand miles away, But girl tonight you look so pretty,
Am [C] F G Am
Yes you do, Time Square can't shine as bright as you,
G
I swear it's true.

C Em
Hey there Delilah, Don't you worry about the distance,
C Em
I'm right there if you get lonely, Give this song another listen,
Am [C] F G Am
Close your eyes, Listen to my voice it's my disguise,
G
I'm by your side.

C	Am	C	Am
Oh it's what you do to me,		Oh it's what you do to me,	
C	Am	C	Am
Oh it's what you do to me,		Oh it's what you do to me,	
C			
What you do to me.			

C Em
Hey there Delilah, I know times are getting hard,
C Em
But just believe me girl some day, I'll pay the bills with this guitar,
Am [C] F G Am
We'll have it good, We'll have the life we knew we would,
G
My word is good.
C Em
Hey there Delilah, I've got so much left to say,
C Em
If every simple song I wrote to you, Would take your breath away,
Am [C] F G Am
I'd write it all, Even more in love with me you'd fall,
G
We'd have it all.

C	Am	C	Am
Oh it's what you do to me,		Oh it's what you do to me,	
C	Am	C	Am
Oh it's what you do to me,		Oh it's what you do to me,	

F	G		
A thousand miles seems pretty far,	But they've got planes and trains and cars,		
C	Am		
I'd walk to you if I had no other way			
F	G		
Our friends would all make fun of us,	And we'll just laugh along because,		
C	Am		
We know that, none of them have, felt this way,			
F	G		
Delilah I can promise you, that by the time that we get through,			
Am	C	Gsus4	G
The world will never ever be the same ...	And you're to blame.		

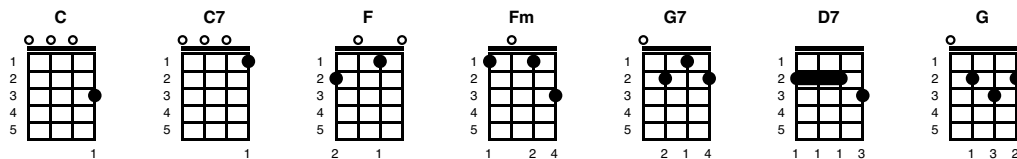


C	Em				
Hey there Delilah you be good,	And don't you miss me,				
C	Em				
Two more years and you'll be done with school,	And I'll be making history,				
Am	[C] F	G	Am	[C]	
Like I do ...	You'll know it's all because of you,				
F	G	Am	[C]		
We can do whatever we want to,					
F	G	Am	G	G	
Hey there Delilah here's to you,	This one's for you.				

C	Am	C	Am			
Oh it's what you do to me...	Oh it's what you do to me,					
C	Am	C	Am			
Oh it's what you do to me...	Oh it's what you do to me,					
C	Am	C	Am			
What you do to me ...	Oh, oh... Oh, oh... Oh-a-oh, oh...					
C	Am	C	Am	C	Am	C
Oh, oh... Oh-a-oh, oh... Oh-a-oh, oh... oh, oh... Oh-a-oh, oh...						

Home on the Range

Key of C



Intro (don't sing - instrumental):

Where [C] seldom is [C7] heard a [F] discouraging [Fm] word
And the [C] skies are not [G7] cloudy all [C] day [G7]

Verse 1:

Oh [C] give me a [C7] home where the [F] buffalo [Fm] roam
Where the [C] deer and the [D7] antelope [G] play [G7]
Where [C] seldom is [C7] heard a [F] discouraging [Fm] word
And the [C] skies are not [G7] cloudy all [C] day [G7]

Chorus:

[C] Home, [F] home on the [C] range
Where the deer and the [D7] antelope [G] play [G7]
Where [C] seldom is [C7] heard a [F] discouraging [Fm] word
And the [C] skies are not [G] cloudy all [C] day [G7]

Verse 2:

How [C] often at [C7] night when the [F] heavens are [Fm] bright
With the [C] light from the [D7] glittering [G] stars [G7]
Have I [C] stood there a-[C7]mazed, and I [F] asked as I [Fm] gazed
If their [C] glory ex-[G7]ceeds that of [C] ours [G7]

Chorus (instrumental):

[C] Home, [F] home on the [C] range
Where the deer and the [D7] antelope [G] play [G7]
Where [C] seldom is [C7] heard a [F] discouraging [Fm] word
And the [C] skies are not [G] cloudy all [C] day [G7]

Verse 3:

Oh [C] give me a [C7] land where the [F] bright diamond [Fm] sand
Flows [C] leisurely [D7] down in the [G] stream [G7]
Where the [C] graceful white [C7] swan goes [F] gliding [Fm] along
Like a [C] maid in a [G7] heavenly [C] dream [G7]

Chorus:

[C] Home, [F] home on the [C] range
Where the deer and the [D7] antelope [G] play [G7]
Where [C] seldom is [C7] heard a [F] discouraging [Fm] word
And the [C] skies are not [G] cloudy all [C] day [G7]

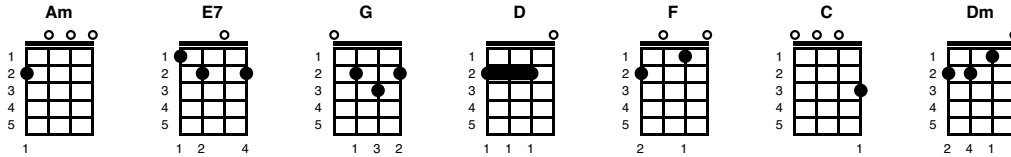
Tag (solo):

Where [C] seldom is [C7] heard a [F] discouraging [Fm] word
And the [C] skies are not [G] cloudy all [C] day [C]/

Hotel California

Key of Am

Don Felder, Don Henley and Glenn Frey, 1976



Intro:

[Am] [E7] [G] [D] [F] [C] [Dm] [E7]

Verse 1 & 2:

[Am] On a dark desert highway, [E7] cool wind in my hair
[G] Warm smell of colitas [D] rising up through the air
[F] Up ahead in the distance, [C] I saw a shimmering light
[Dm] My head grew heavy and my sight grew dim
[E7] I had to stop for the night

[Am] There she stood in the doorway, [E7] I heard the mission bell
[G] Then I was thinking to myself this could be [D] Heaven or this could be Hell
[F] Then she lit up a candle [C] and she showed me the way
[Dm] There were voices down the corridor,
[E7] I thought I heard them say

Chorus:

[F] Welcome to the Hotel Cali-[C]fornia
Such a [E7] lovely place (Such a lovely place) - such a [Am] lovely face
[F] Plenty of room at the Hotel Cali-[C]fornia
Any [Dm] time of year (Any time of year) - you can [E7] find it here

Verse 3 & 4:

[Am] Her mind is Tiffany twisted, [E7] she got the Mercedes bends
[G] She got a lot of pretty, pretty boys [D] that she calls friends
[F] How they dance in the courtyard, [C] sweet summer sweat
[Dm] Some dance to remember, [E7] some dance to forget

[Am] So I called up the captain, [E7] "Please bring me my wine"
[G] He said, "We haven't had that spirit here since [D] 1969"
[F] And still those voices are calling from [C] far away
[Dm] Wake you up in the middle of the night [E7] just to hear them say

Chorus:

[F] Welcome to the Hotel Cali-[C]fornia
Such a [E7] lovely place (Such a lovely place) - such a [Am] lovely face
They're [F] livin' it up at the Hotel Cali-[C]fornia
What a [Dm] nice surprise (What a nice surprise) - bring your [E7] alibis

Verse 5 & 6:

[Am] Mirrors on the ceiling, the [E7] pink champagne on ice

[G] And she said, "We are all just prisoners here [D] of our own device"

[F] And in the master's chambers [C] they gathered for the feast

[Dm] They stab it with their steely knives but they [E7] just can't kill the beast

[Am] Last thing I remember, [E7] I was running for the door

[G] I had to find the passage back to the [D] place I was before

[F] "Relax," said the night man, "We are [C] programmed to receive

[Dm] You can check out any time you like, [E7] but you can never leave"

Chorus:

[F] Welcome to the Hotel Cali-[C]fornia

Such a [E7] lovely place (Such a lovely place) - such a [Am] lovely face

They're [F] livin' it up at the Hotel Cali-[C]fornia

Any [Dm] time of year (Any time of year) - you can [E7]/ find it here

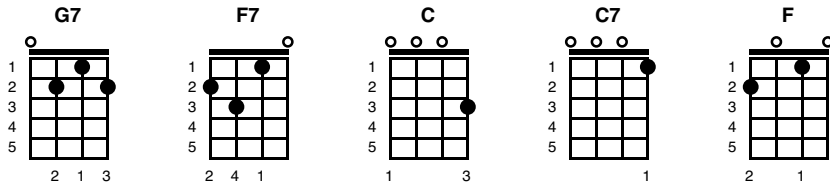
Hound Dog

Key of C

Jerry Leiber and Mike Stoller, as sung by Elvis Presley, ©1952

Capo on 3rd fret to play along with Elvis Presley:

<https://www.youtube.com/watch?v=-eHJ12Vhpyc>



Intro:

[G7] never caught a rabbit, And you [F7] ain't no friend of [C] mine

[G7] You ain't nothin' but a [C] hound dog cryin' all the time
You ain't nothin' but a [F7] hound dog cryin' all the [C] time
Well you ain't [G7] never caught a rabbit
And you [F7] ain't no friend of [C] mine

[G7] Well they said you was [C] high classed well that was just a lie
Yeah they said you was [F7] high classed well that was just a [C] lie
Well you ain't [G7] never caught a rabbit
And you [F7] ain't no friend of [C] mine

[G7] You ain't nothin' but a [C] hound dog cryin' all the time
You ain't nothin' but a [F7] hound dog cryin' all the [C] time
Well you ain't [G7] never caught a rabbit
And you [F7] ain't no friend of [C] mine [G7]

[C]/// [C]/// [C]/// [C7]///
[F7]/// [F7]/// [C]/// [C]///
[G7]/// [F7]/// [C]///

[G7] Well they said you was [C] high classed well that was just a lie
Yeah they said you was [F7] high classed well that was just a [C] lie
Well you ain't [G7] never caught a rabbit
And you [F7] ain't no friend of [C] mine

[G7] You ain't nothin' but a [C] hound dog cryin' all the time
You ain't nothin' but a [F7] hound dog cryin' all the [C] time
Well you ain't [G7] never caught a rabbit
And you [F7] ain't no friend of [C] mine [C]/ [F]/ [C]/

House of the Rising Sun

Key of C

Traditional

Intro: [Am] [C] [D] [F]
[Am] [E7] [Am] [E7]

Verse 1:

There [Am] is a [C] house in [D] New Or-[F]leans, they [Am] call The [C] Rising [E7] Sun [E7]
And its [Am] been the [C] ruin of [D] many a poor [F] soul
And [Am] God, I [E7] know I'm [Am] one [C] [D] [F] I [Am] [E7] [Am] [E7]

Verse 2:

My [Am] mother [C] was a [D] tailor [F], she [Am] sewed my [C] new blue [E7] jeans [E7]
My [Am] father [C] was a [D] gambling [F] man
[Am] Down in [E7] New Or-[Am]leans [C] [D] [F] I [Am] [E7] [Am] [E7]

Verse 3:

Now the [Am] only [C] thing a [D] gambler [F] needs is a [Am] suitcase [C] and a [E7] trunk [E7]
And the [Am] only [C] time he's [D] satis-[F]fied
Is [Am] When he's [E7] on a [Am] drunk [C] [D] [F] I [Am] [E7] [Am] [E7]

Instrumental/Solo (sing softly):

A-[Am]mazing [C] grace, how [D] sweet the [F] sound
That [Am] saved a [C] wretch like [E7] me [E7]
I [Am] once was [C] lost but [D] now am [F] found
[Am] blind, but [E7] now I [Am] see [Am]

Verse 4:

Oh [Am] mother, [C] tell your [D] children [F], not to [Am] do what [C] I have [E7] done [E7]
[Am] Spend your [C] lives in [D] sin and miser-[F]-y
In the [Am] house of the [E7] rising [Am] sun [C] [D] [F] I [Am] [E7] [Am] [E7]

Verse 5:

I've got [Am] one foot [C] on the [D] plat-[F]form, the [Am] other [C] on the [E7] train [E7]
I'm [Am] going [C] back to [D] New Orleans [F]
To [Am] wear that [E7] ball and [Am] chain [C] [D] [F] I [Am] [E7] [Am] [E7]

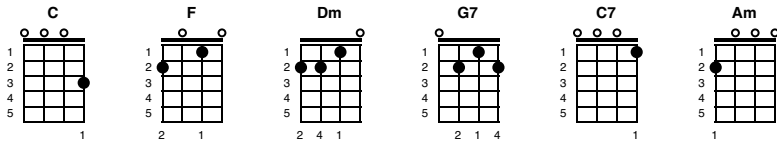
Verse 6:

There [Am] is a [C] house in [D] New Or-[F]leans, they [Am] call The [C] Rising [E7] Sun [E7]
And its [Am] been the [C] ruin of [D] many a poor [F] soul
And [Am] God, I [E7] know I'm [Am] one [C] [D] [F] I [Am] [E7] [Am]/

How Sweet It Is (To Be Loved By You)

Key of C

Holland-Dozier-Holland © 1964, performed by Marvin Gaye 1965 (James Taylor 1975)



Key: [C]

Intro:

[F] [Dm] . . [G7] . . [C] [C7]
[F] [Dm] . . [G7] . . [C] [C]

Chorus:

[F] . How sweet it [Dm]// is to be [G7]// loved by [C] you [C7]
[F] . How sweet it [Dm]// is to be [G7]// loved by [C] you [C]

Verse 1 & Chorus:

[C] . I needed the shelter of [Am] someone's arms
[G7] . . and there you [F] were
[C] . I needed someone to under-[Am]stand my ups and downs
[G7] . . and there you [F] were
[C] . With sweet love and de-[F]votion
[C] . deeply touching my e-[F]motion
I want to [C]/ stop . . and thank you [F] ba-by
I just want to [C] stop . . and thank you [C]// ba-by [C7]//

[F] . How sweet it [Dm]// is to be [G7]// loved by [C] you [C7]
[F] . How sweet it [Dm]// is to be [G7]// loved by [C] you [C]

Verse 2 & Chorus:

[C] . Close my ey-eyes . at [Am] night . . and
[G7] WON-der WHAT would I BE with-OUT [F] you in my life
[C] . Ev'ry-thing . was [Am] just a bore,
[G7] ALL the THINGS i DID, SEEMS I've [F] done 'em . be-FO-ore
[C] You brightened up for me [F] all of my days
[C] . With a love so sweet in [F] so many ways
I want to [C] stop . . and thank you [F] ba-by
I just want to [C]/ stop . . and thank you [C]// ba-by [C7]//

[F] . How sweet it [Dm]// is to be [G7]// loved by [C] you [C7]
[F] . How sweet it [Dm]// is to be [G7]// loved by [C] you [C]


Verse 3 & Outro:

[C] . You were better to me than I've [F] been to myself
[C] . For ME there's YOU and THERE ain't [F] no-body else
I want to [C] stop . . and thank you [F] ba-by
I just want to [C]/ stop . . and thank you [C]// ba-by [C7]//

[F] . How sweet it [Dm]// is to be [G7]// loved by [C] you [C7]
[F] . How sweet it [Dm]// is to be [G7]// loved by [C] you [C]/

Key of G

YouTube: <https://youtu.be/xENdD62jLko?feature=shared>



Rubber City Ukes, 5/5/2025, v1.0

[C] . Love was out to [G] get me (do-do do-do)
[C] . That's the way it [G] seemed (do-do do-do)
[C] . Disappointment [G] haunted all my [D] dreams [D]/

Then I saw her [G] face . . .

[C] . . Now I'm a be-[G]liever . .

[C] Hey . . Not a [G] trace . .

[C] . . Of doubt in my [G] mind . .

[C] [G] I'm in loooooooooove . .

[C] . . Now I'm a be-[G]liever . .

[C] . . I be-[G]lieve, I believe, I believe, I believe, I be-[C]lieve, I believe, I believe, I believe,

[G] [C]

Outro:

[G] I . . be-[C]lieve . . .

[G] I . . be-[C]lieve . . .

[G] I . . be-[C]lieve . . .

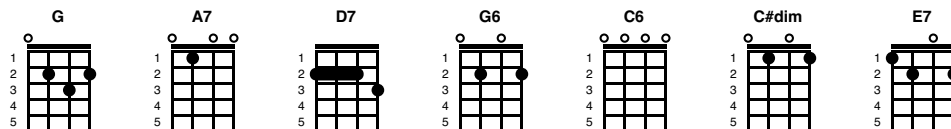
[G] I . . be-[C]lieve . . .

[G] I . . be-[C]lieeeeeeeeeeee-[G]/ve

I'm Looking Over A Four Leaf Clover

Lyric by Mort Dixon, music by Harry Woods, ©1927

Key of G



Intro: (each chord 4 beats)

[G] [G]

[G] I'm looking over a four leaf clover that [A7] I overlooked before

[D7] One leaf is sunshine, the [G6] second is rain,

[A7] third is the roses, that [D7] grow in the lane.

[G] No need explaining, the one remaining is [A7] somebody I adore.

[C6] I'm looking [C#dim] over a [G] four leaf clo-[E7]ver

that [A7] I over-[D7]looked be-[G]fore. [G]

[G] I'm looking over a four leaf clover that [A7] I overlooked before

[D7] One leaf is sunshine, the [G6] second is rain,

[A7] third is the roses, that [D7] grow in the lane.

[G] No need explaining, the one remaining is [A7] somebody I adore.

[C6] I'm looking [C#dim] over a [G] four leaf clo-[E7]ver

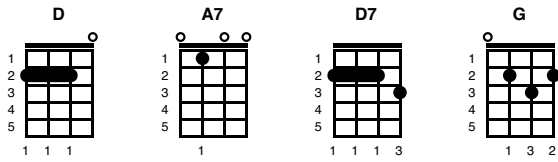
that [A7] I over-[D7]looked be-[G]fore. [G]/

I'm So Lonesome I Could Cry

Key of D

Hank Williams, 1949

Timing: 3/4 Waltz



[D] [A7] [D] [D]/

[D] Hear the lonesome whippoorwill
He sounds too blue to [D7] fly
The [G] midnight train is [D] whining low
I'm So Lonesome [A7] I Could [D] Cry

I've [D] never seen a night so long
When times goes crawling [D7] by
The [G] moon just went be-[D]hind a cloud
To hide it's [A7] face and [D] cry

Solo (don't sing)

[D] Hear the lonesome whippoorwill, he sounds too blue to [D7] fly
The [G] midnight train is [D] whining low, I'm So Lonesome [A7] I Could [D] Cry

Did you [D] ever see a robin weep
When leaves began to [D7] die?
Like [G] me he's lost the [D] will to live
I'm so lonesome [A7] I could [D] cry

Solo (don't sing)

[D] Hear the lonesome whippoorwill, he sounds too blue to [D7] fly
The [G] midnight train is [D] whining low, I'm So Lonesome [A7] I Could [D] Cry

The [D] silence of a falling star
Lights up a purple [D7] sky
And [G] as I wonder [D] where you are
I'm so lonesome [A7] I could [D] cry [D]/

I am a Pilgrim

Key of G

Traditional

[G]/

Chorus & Verse 1:

I am a [D] pilgrim and a [G] stranger
traveling [C] through this worrisome [G] land
And I've got a [G] home in - that yonder [C] city
And it's [G] not (good Lord it's [D] not), not made by [G] hand [G]/

I have a [D] mother, a sister and a [G] brother
Who have [C] gone on be-[G]fore
I'm de-[G]termined - to go on and [C] meet them, good Lord
O-ver [G] oonn[D]nnn that other [G] shore [G]/

Chorus & Verse 2:

I am a [D] pilgrim and a [G] stranger
traveling [C] through this worrisome [G] land
And I've got a [G] home in - that yonder [C] city
And it's [G] not (good Lord it's [D] not), not made by [G] hand [G]/

I'm going [D] down - to the river [G] Jordan
Just to [C] cleanse my weary [G] soul
If I could [G] touch but - the hem of His [C] gar-ment, good Lord
I [G] do be-[D]lieve it would make me [G] whole [G]/

Chorus & Verse 3:

I am a [D] pilgrim and a [G] stranger
traveling [C] through this worrisome [G] land
And I've got a [G] home in - that yonder [C] city
And it's [G] not (good Lord it's [D] not), not made by [G] hand [G]/

When I'm [D] dead and layin' in my [G] coffin
All my [C] friends gather round [G] me
You could [G] say that I'm layin' there [C] sleeping, sweet peace
Sweet [G] peace, good Lord sweet [D] peace, take me [G] home [G]/

Chorus & Outro:

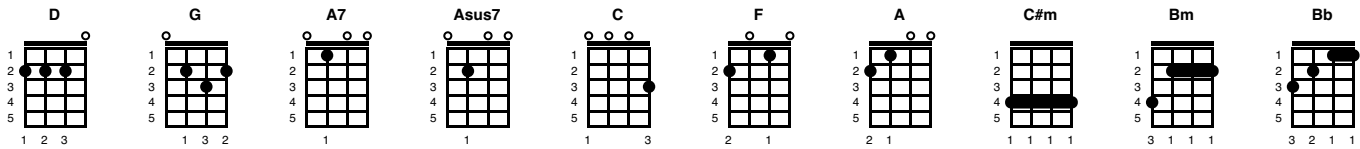
I am a [D] pilgrim and a [G] stranger
traveling [C] through this worrisome [G] land
And I've got a [G] home in - that yonder [C] city
And it's [G] not (good Lord it's [D] not), not made by [G] hand [G]/
And it's [G] not (good Lord it's [D] not), not made by [G] hand [G]/ [D]/ [G]/

I Can See Clearly Now

Key of D

Johnny Nash, ©1972

Note about ending: "Bb > C > D"; can also be played by keeping the Bb shape and slide to the 3rd fret for "C" and the 5th fret for "D"



Intro:

[D] [D] [D] [D]

Verse 1:

[D] . . I can see [G] clearly now the [D] rain is gone [D]
[D] . . I can see [G] all obstacles [A7] in my way [Asus7] . . [A7] . .
[D] . . Gone are the [G] dark clouds that [D] had me blind [D]
It's gonna be a [C] bright, (bright), [G] bright, (bright) sun shiny [D] day [D]
It's gonna be a [C] bright, (bright), [G] bright, (bright) sun shiny [D] day [D]

Verse 2:

[D] . . I think I can [G] make it now the [D] pain is gone [D]
[D] . . All of the [G] bad feelings have [A7] disappeared [Asus7] . . [A7] . .
[D] . . Here is the [G] rainbow I've been [D] praying for [D]
It's gonna be a [C] bright, (bright), [G] bright, (bright) sun shiny [D] day [D]

Bridge:

[F] . . Look all a-[F]round, there's nothing but [C] blue skies [C]
[F] . . Look straight a-[F]head, there's nothing but [A] blue skies [A] [C#m] [G] [C#m] [G] [C]
[Bm] [A7] [Asus7] . . [A7] . .

Repeat Verse 1:

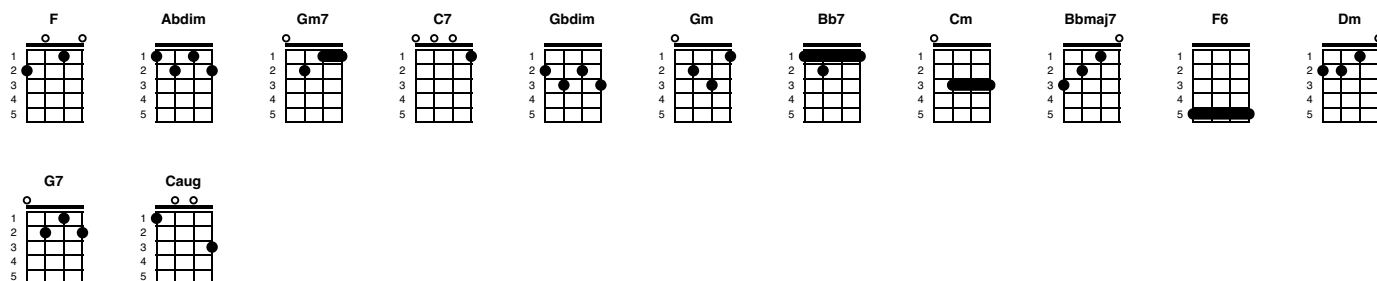
[D] . . I can see [G] clearly now the [D] rain is gone [D]
[D] . . I can see [G] all obstacles [A7] in my way [Asus7] . . [A7] . .
[D] . . Gone are the [G] dark clouds that [D] had me blind [D]
It's gonna be a [C] bright, (bright), [G] bright, (bright) sun shiny [D] day [D]
It's gonna be a [C] bright, (bright), [G] bright, (bright) sun shiny [D] day [D]
It's gonna be a [C] bright, (bright), [G] bright, (bright) sun shiny [Bb] day [C] [D] [D]/

I Don't Want to Set the World on Fire

Bennie Benjamin, Eddie Durham, Sol Marcus and Eddie Seiler, ©1938

Inkspots - https://www.youtube.com/watch?v=6l6vqPUM_FE

Key of F
4/4



A		-----1-	
E		1-----2-----3-----0-	
C		-0-2-0--0-2-0--0-2-0--0-	
G		-----0-	

[F] I don't want to set the world [Abdim] on [Gm7] fire

I [C7] just want to start a flame in your [F] heart [Gbdim] [Gm] [C7]

[F] In my heart I have but [F] one [Abdim] de-[Gm7]sire

And [C7] that one is you, no other will [F] do [Bb7] [F]

I've [Cm] lost all am-[F]bition for [Cm] worldly ac-[F]claim

[Bbmaj7] I just want to be [F6] the one you [Bbmaj7] love [F6]

And [Dm] with your ad-[G7]mission that [Dm] you feel the [G7] same

[C7] I'll have reached the goal I'm dreaming of, [Caug] believe me

[F] I don't want to set the world [Abdim] on [Gm7] fire

I [C7] just want to start a flame in your [F] heart [Gbdim] [Gm] [C7]

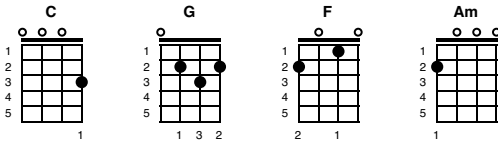
[F] In my heart I have but [F] one [Abdim] de-[Gm7]sire

And [C7] that one is you, no other will [F] do [Bb7] [F]

If I Had a Hammer

Trini Lopez, 1963

Key of C



Intro (2 beats per chord):

[C] Oooo [G] oooo [F] oooo [G] oooo
[C] Oooo [G] oooo [F]/ oo

Verse 1:

If I had a [C] ha-[G]mmer, [F] I'd [G] hammer in the [C] mor-[G]-or-[F]-ning
I'd [G] hammer in the [C] e-[G]ve-ning [F] all over this [G] land [G]/
I'd hammer out [C] danger, I'd hammer out a [Am] warning
I'd hammer out [F] love be-[C]-tween my [F] brothers and my [C] sisters
[F] A-[C]-a-[G]-ll over this [C] land [G][F][G], [C] oooo [G] oooo [F]/ oo

Verse 2:

If I had a [C] bell [G][F], I'd [G] ring it in the [C] mo-[G]-or-[F]-ning
I'd [G] ring it in the [C] e-[G]ve-ning [F] all over this [G] land [G]/
I'd ring out [C] danger, I'd ring out a [Am] warning
I'd ring out [F] love be-[C]-tween my [F] brothers and my [C] sisters
[F] A-[C]-a-[G]-ll over this [C] land [G][F][G], [C] oooo [G] oooo [F]/ oo

Verse 3:

If I had a [C] song [G][F], I'd [G] sing it in the [C] mo-[G]-or-[F]-ning
I'd [G] sing it in the [C] e-[G]ve-ning [F] all over this [G] land [G]/
I'd sing out [C] danger, I'd sing out a [Am] warning
I'd sing out [F] love be-[C]-tween my [F] brothers and my [C] sisters
[F] A-[C]-a-[G]-ll over this [C] land [G][F][G], [C] oooo [G] oooo [F]/ oo

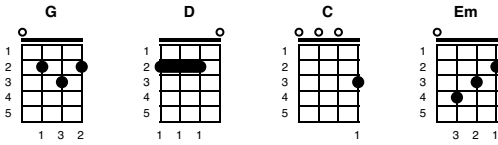
Verse 4 & Outro:

Well I got a [C] ha-[G]mmer, [F] - and [G] I got a [C] bell [G] [F]
And [G] I got a [C]/ song [G]/ to [F] sing all over this [G] land [G]/
It's the hammer of [C] justice, it's the bell of [Am] fre-e-dom
It's the song about [F] love be-[C]-tween my [F] brothers and my [C] sisters, [F]/all over this [G] land [G]/
It's the hammer of [C] justice, it's the bell of [Am] fre-e-dom
It's the song about [F] love be-[C]-tween my [F] brothers and my [C] sisters
[F] A-[C]-a-[G]-ll over this [C] land [G][F][G]
[C] oooo [G] oooo [F] oooo [G] oooo
[C] oooo [G] oooo [F] oooo [G] oooo [C] oooo [C]/

If I Had a Hammer

Trini Lopez, 1963

Key of G



Intro (2 beats per chord):

[G] Oooo [D] oooo [C] oooo [D] oooo
[G] Oooo [D] oooo [C]/ oo

Verse 1:

If I had a [G] ha-[D]mmer, [C] I'd [D] hammer in the [G] mor-[D]-or-[C]-ning
I'd [D] hammer in the [G] e-[D]ve-ning [C] all over this [D] land [D]/
I'd hammer out [G] danger, I'd hammer out a [Em] warning
I'd hammer out [C] love be-[G]-tween my [C] brothers and my [G] sisters
[C] A-[G]-a-[D]-ll over this [G] land [D][C][D], [G] oooo [D] oooo [C]/ oo

Verse 2:

If I had a [G] bell [D][C], I'd [D] ring it in the [G] mo-[D]-or-[C]-ning
I'd [D] ring it in the [G] e-[D]ve-ning [C] all over this [D] land [D]/
I'd ring out [G] danger, I'd ring out a [Em] warning
I'd ring out [C] love be-[G]-tween my [C] brothers and my [G] sisters
[C] A-[G]-a-[D]-ll over this [G] land [D][C][D], [G] oooo [D] oooo [C]/ oo

Verse 3:

If I had a [G] song [D][C], I'd [D] sing it in the [G] mo-[D]-or-[C]-ning
I'd [D] sing it in the [G] e-[D]ve-ning [C] all over this [D] land [D]/
I'd sing out [G] danger, I'd sing out a [Em] warning
I'd sing out [C] love be-[G]-tween my [C] brothers and my [G] sisters
[C] A-[G]-a-[D]-ll over this [G] land [D][C][D], [G] oooo [D] oooo [C]/ oo

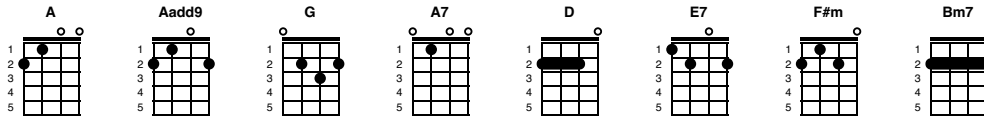
Verse 4 & Outro:

Well I got a [G] ha-[D]mmer, [C] - and [D] I got a [G] bell [D] [C]
And [D] I got a [G]/ song [D]/ to [C] sing all over this [D] land [D]/
It's the hammer of [G] justice, it's the bell of [Em] fre-e-dom
It's the song about [C] love be-[G]-tween my [C] brothers and my [G] sisters, [C]/all over this [D] land [D]/
It's the hammer of [G] justice, it's the bell of [Em] fre-e-dom
It's the song about [C] love be-[G]-tween my [C] brothers and my [G] sisters
[C] A-[G]-a-[D]-ll over this [G] land [D][C][D]
[G] oooo [D] oooo [C] oooo [D] oooo
[G] oooo [D] oooo [C] oooo [D] oooo [G] oooo [G]/

If You Could Read My Mind

Gordon Lightfoot, ©1970

Key of A



Intro: [A] [Aadd9] [A] [Aadd9]

Verse 1:

[A] If you could read my mind love, [G] what a tale my thoughts could tell
[A] Just like an old time movie, [G] 'bout a ghost from a wishin' well
[A] In a castle [A7] dark or a [D] fortress strong, with [E7] chains upon my [F#m] feet
You [D] know that ghost is [A] me, and [D] I will never [A] be set free
As [Bm7] long as I'm a [E7] ghost that you can't [A] see [Aadd9]

Verse 2:

[A] If I could read your mind love, [G] what a tale your thoughts could tell
[A] Just like a paperback novel, [G] the kind that drugstores sell
[A] When you reach the [A7] part where the [D] heartaches come, the [E7] hero would be [F#m] me
But [D] heroes often [A] fail, and [D] you won't read that [A] book again
Be-[Bm7]cause the ending's [E7] just too hard to [A] take [Aadd9]

Interlude:

[A] [Aadd9] [G] [G] [A] [Aadd9] [G] [G]

Verse 3:

[A] I'd walk [A7] away like a [D] movie star
Who gets [E7] burned in a three way [F#m] script, [D] enter number [A] two
A [D] movie queen to [A] play the scene
Of [Bm7] bringing all the [E7] good things out in [F#m] me
But for [D] now love, let's be [A] real
I [D] never thought I could [A] act this way
And I've got to [Bm7] say that I [E7] just don't get it
[D] I don't know where [A] we went wrong
[Bm7] But the feelin's gone, and I [E7] just can't get it [A] back [Aadd9]

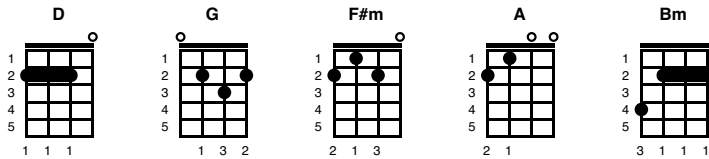
Verse 4:

[A] If you could read my mind love, [G] what a tale my thoughts could tell
[A] Just like an old time movie, [G] 'bout a ghost from a wishin' well
[A] In a castle [A7] dark or a [D] fortress strong, with [E7] chains upon my [F#m] feet
But [D] stories always [A] end, and [D] if you read [A] between the lines
You'll [Bm7] know that I'm just [E7] tryin' to under-[F#m]stand
The [D] feelin's that you [A] lack
I [D] never thought I could [A] feel this way
And I've [Bm7] got to say that I [E7] just don't get it
[D] I don't know where [A] we went wrong
But the [Bm7] feelin's gone
And I [E7] just can't get it [A] back [G] [A]/

I Melt with You

Modern English, 1982

Key of D



Intro: [D] [D] [G] [G] [D] [D] [G] [G]

Verse 1 & Chorus:

[D] Moving forward using [G] all my breath
[D] Making love to you was [G] never second best
[D] I saw the world crashing [G] all around your face
[D] Never really knowing it was [G] always mesh and lace
 [D] I'll stop the world and melt with [G] you
 [D] You've seen the difference and it's [G] getting better all the time
 [D] There's nothing you and I won't [G] do; [D] I'll stop the world and melt with [G] you

Verse 2 & Chorus:

[D] Dream of better lives the [G] kind which never hate
[D] Trapped in a state of i-[G]maginary grace
[D] I made a pilgrimage to [G] save this humans race
[D] Never compre-hending a race, that [G] long gone bye
 [D] I'll stop the world and melt with [G] you
 [D] You've seen the difference and it's [G] getting better all the time
 [D] There's nothing you and I won't [G] do; [D] I'll stop the world and melt with [G] you

Bridge:

[F#m] [A] [Bm] [D]
[F#m] The [A] future's [Bm] open [D] wide; [F#m] the [A] future's [Bm] open [D] wide

Break: [D] [D] [G] [G] [D] [D] [G] [G]

Chorus:

[D] I'll stop the world and melt with [G] you
[D] I've seen some changes but it's [G] getting better all the time
[D] There's nothing you and I won't [G] do; [D] I'll stop the world and melt with [G] you

[D]/ Hmmm hmmm hmmm [D]///
[G]/ Hmmm hmmm hmmm [G]/ hmmm
[D]/ Hmmm hmmm hmmm [D]///
[G]/ Hmmm hmmm hmmm [G]/ hmmm

Chorus & Outro:

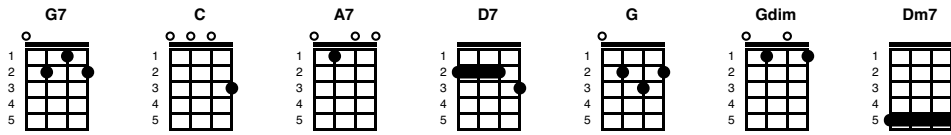
[D] I'll stop the world and melt with [G] you
[D] You've seen the difference and it's [G] getting better all the time
[D] There's nothing you and I won't [G] do
[D] I'll stop the world and melt with [G] you [G]
[D] I'll stop the world and melt with [G] you [G]
[D] I'll stop the world and melt with [G] you [G] [D]/

In My Merry Oldsmobile

Key of C

Lyrics by Vincent Bryan, Music by Gus Edwards, ©1905

timing: 3/4 timing, waltz



Intro:

[G7] go as far as you [C] like with [A7] me, in my [D7] merry Olds-[G7]mobile [C]

Verse 1:

Young [C] Johnnie Steele has an [G] Oldsmobile
He [G7] loves a dear little [C] girl [G7]
She [C] is the queen of his [G] gas machine
She [G7] has his heart in a [C] whirl
Now [D7] when they go for a [G] spin, you know
She [D7] tries to learn the [G] auto so.
He [D7] lets her steer while he [G] gets her [Gdim] ear
And [D7] whis-pers soft and [G] low [G7]

Chorus:

Come a-[C]way with me Lu-[A7]cile, in my [D7] merry Oldsmobile
Down the [G7] road of [Gdim] life we'll [G7] fly
Auto-mo-[C]bubbling [Gdim] you and [Dm7] I [G7]
To the [C] church we'll swiftly [A7] steal
Then our [D7] wedding bells will peal
You can [G7] go as far as you [C] like with [A7] me, in my [D7] merry Olds-[G7]mobile [C] [G7]

Verse 2:

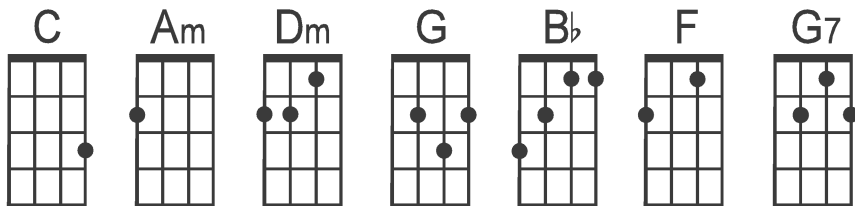
They [C] love to spark in the [G] dark old park
As [G7] they go flying a-[C]long [G7]
She [C] says she knows why the [G] motor goes
The [G7] sparker's awfully [C] strong
Each [D7] day they spoon to the [G] engine's tune
Their [D7] honey moon will [G] happen soon
He'll [D7] win Lucile with his [G] Oldsmo-[Gdim]bile
And [D7] then he'll fondly [G] croon [G7]

Chorus:

Come a-[C]way with me Lu-[A7]cile, in my [D7] merry Oldsmobile
Down the [G7] road of [Gdim] life we'll [G7] fly
Auto-mo-[C]bubbling [Gdim] you and [Dm7] I [G7]
To the [C] church we'll swiftly [A7] steal
Then our [D7] wedding bells will peal
You can [G7] go as far as you [C] like with [A7] me, in my [D7] merry Olds-[G7]mobile [C]/ [G7]/ [C]/

In My Room (key of C)

by Brian Wilson (The Beach Boys) (1963)



Finger pick pattern: 4,3,2,1,2,3

Intro: C . Am . | Dm . G\ --- | --- --- |

C . . . | . . . | . . Bb . | C . Am
 There's a world where I can go and tell my sec-rets to—
 . | Dm . Bb . | G . . . | C . Bb . | C . . . |
 In my room— in my room—
 (in my room—)

C . . . | . . . | . . Bb . | C . Am
 In this world I lock out all my wor-ries and my fears—
 . | Dm . Bb . | G . . . | C . Bb . | C . . . |
 In my room— in my room—
 (in my room—)

Bridge: Am . . . | G . . . | Am\ G\ Am\ G\ | C . . . |
 Do my dream-ing and my scheme-ing. Lie a—wake and pray-ay—

Am . . . | G . . . | Dm . F . | G7 . G . |
 Do my cry-ing and my sigh-ing. Laugh at yes-ter-day—

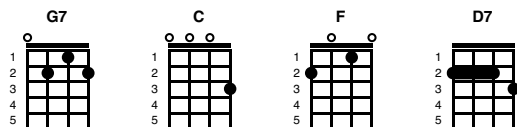
C . . . | . . . | . . Bb . | C . Am
 Now it's dark and I'm a—lone, but I won't be a—fraid—
 . | Dm . Bb . | G . . . | C . Bb . | C .
 In my room— In my room—
 (In my room—

Bb . | C . Bb . | C . Bb . | C . Bb . | C\
Outro: My room— My room—
 In my room— In my room— In my room— in my room—)

In the Jailhouse Now

Jimmie Rodgers, ©1928

Key of C



Chorus:

[G7] / He's in the jailhouse [C] now

He's in the jailhouse [F] now

[G7] I told him once or twice, to quit playin' cards and shooting dice,

He's in the jailhouse [C] now

Verse 1:

Well, [C] I had a friend named Ramblin' Bob

Who used to steal, gamble and rob

He thought he was the smartest guy [F] town

but I found out last Monday, that Bob got locked up Sunday

[D7] They got him in the jailhouse way down [G7] town

Chorus

Verse 2:

[C] Bob liked to play his poker

Pinochle, whist, and euchre

But shooting dice was his favorite [F] game

He got throw'd in jail, with no one to go his bail

[D7] the Judge done said that he refused the [G7] fine

Chorus

Verse 3:

[C] Well I went out last Tuesday

Met a girl named Susie

I told her I was the swellest man [F] around

She started in to spend my money, she started in to call me honey

[D7] We took in every honky tonk in [G7] town

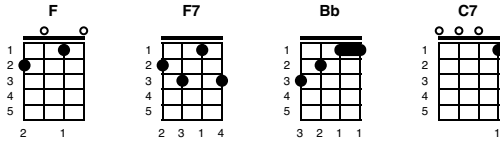
Chorus

Irene, Good Night

Key of F

Gussie L. Davis, 1887; first recorded by Huddie "Lead Belly" Ledbetter, 1933

Timing: 3/4 (waltz)



Intro:

[F] [F7] [Bb] [Bb] [C7] [C7] [F] [C7]

Chorus:

[F] Irene, good-[C7]night, Irene, good-[F]night
Goodnight, I-[F7]rene, good-[Bb]night, Irene, I'll [C7] see you in my [F] dreams

Verse 1:

Last Saturday night I got [C7] married, me and my wife settled [F] down
Now me and my [F7] wife are [Bb] parted
I'm gonna [C7] take another stroll down-[F] town [C7]

Chorus:

[F] Irene, good-[C7]night, Irene, good-[F]night
Goodnight, I-[F7]rene, good-[Bb]night, Irene, I'll [C7] see you in my [F] dreams

Verse 2:

Sometimes I live in the [C7] country, sometimes I live in the [F] town
Sometimes I [F7] have a great [Bb] notion
To [C7] jump in the river and [F] drown [C7]

Chorus:

[F] Irene, good-[C7]night, Irene, good-[F]night
Goodnight, I-[F7]rene, good-[Bb]night, Irene, I'll [C7] see you in my [F] dreams

Verse 3:

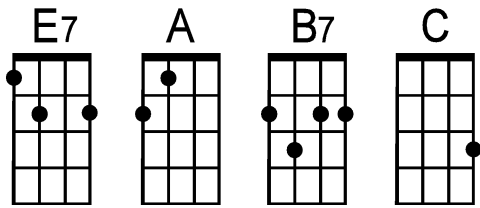
Stop your ramblin', stop your [C7] gamblin', stop staying out late at [F] night
Go home to your [F7] wife and [Bb] family
Sit [C7] down by the fireside [F] bright [C7]

Chorus & tag:

[F] Irene, good-[C7]night, Irene, good-[F]night
Goodnight, I-[F7]rene, good-[Bb]night, Irene, I'll [C7] see you in my [F] dreams
Goodnight, I-[F7]rene, good-[Bb]night, Irene, I'll [C7] see you in my [F] dreams

I Saw Her Standing There

by Paul McCartney and John Lennon



Intro: one, two, three, four! E7 . . . | | | .
(sing b)

. . . | E7 | | A | E7 . . .
Well she was— just se-ven—tee-eeen you know what I mea-ean—
. . . | | | B7 | |
and the way she looked was way be-yond com-par-are—
E7 | | A | C . . .
How— could I— dance— with an—oth-er— Oh—
. . . | E7 | B7 | E7 |
When I saw— her— sta—anding there?

. . . | E7 | | A | E7 . . .
Well, she— looked at— me-e and I— I could see-ee
. . . | | | B7 | |
that be-fore too long I'd fall in love with her—er—
E7 | | A | C . . .
She— wouldn't dance— with an—oth-er— Oh—
. . . | E7 | B7 | E7 |
and I saw— her— sta—anding there

. . . | A | | |
Bridge: Well, my heart— went— boom, when I crossed that— room—
. . . | A | | B7 | A |
and I held— her— hand— in— mi-i—ine—

. . . | E7 | | A | E7 . . .
Whoa, we danced through the— ni—ight and we held each oth-er ti—ight
. . . | | | B7 | |
and be-fore too long I fell in love with her—er—
. . . | E7 | | A | C . . .
Now, I'll— nev-er dance— with an—oth-er— Oh—
. . . | E7 | B7 | E7 |
When I saw— her— sta—anding there

Instrumental: E7 . . . | | A . . . | E7 . . . |
E7 . . . | | B7 . . . | |
E7 . . . | | A . . . | C . . . | E7 . . . | B7 . . . | E7 . . . | . . .

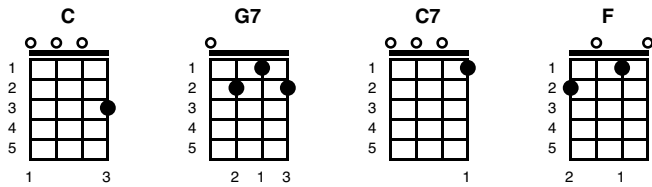
Bridge: Well, my heart— went— boom, when I crossed that— room—
and I held— her— hand— in— mi-i—ine—

Whoa, we danced through the— ni—ight and we held each oth-er ti—ight
and be-fore too long I fell in love with her—er—
Now, I'll— nev-er dance— with an—oth-er— Oh—
Since I saw— her— sta—anding there
Whoa, since I— saw— her— sta—anding there
Yeah, well since I— saw— her— sta—anding there—

Island Style

John Cruz, ©1996

Key of C



[C] [G7] [C] [C7]

Chorus:

On the [F] island, [F] we do it island [C] style [C]
From the [C] mountain to the ocean, from the [G7] windward to the leeward [C] side [C7]
On the [F] island, [F] we do it island [C] style [C]
From the [C] mountain to the ocean, from the [G7] windward to the leeward [C] side [C]

Verse 1:

[C] Mama's in the kitchen cooking [F]// dinner real [C]// nice, beef
[C] stew on the stove lomi [G7]// salmon with the [C]// ice
[C] . We eat and drink and we [F]// sing all [C]// day
[C] . Kanikapila in the [G7]// old Hawaiian [C] way

Chorus:

On the [F] island, [F] we do it island [C] style [C]
From the [C] mountain to the ocean, from the [G7] windward to the leeward [C] side [C7]
On the [F] island, [F] we do it island [C] style [C]
From the [C] mountain to the ocean, from the [G7] windward to the leeward [C] side [C]

Verse 2:

We [C] go grandma's house on the [F]// weekend clean [C]// yard
[C] . If we no go, grandma [G7]// gotta work [C]// hard
[C] . You know my grandma, she like the [F]// poi real [C]// sour
[C] . I love my grandma every [G7]// minute, every [C] hour

Chorus:

On the [F] island, [F] we do it island [C] style [C]
From the [C] mountain to the ocean, from the [G7] windward to the leeward [C] side [C7]
On the [F] island, [F] we do it island [C] style [C]
From the [C] mountain to the ocean, from the [G7] windward to the leeward [C] side [C]

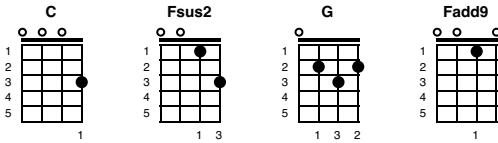
Outro:

From the [C] mountain to the ocean, from the [G7] windward to the leeward [C] side [C]
From the [C] mountain to the ocean, from the [G7] windward to the leeward [C] side [C]/ [G7]/ [C]/

I Still Haven't Found What I'm Looking For

Key of C

U2, 1987



Intro: [C] [C] [C] [C]

Verse 1:

I have [C] climbed highest mountains, I have run through the fields
Only to [Fsus2] be with you, only to [C] be with you
I have [C] run, I have crawled, I have scaled these city walls
These city [Fsus2] walls, only to [C] be with you

Chorus 1:

But I [G] still haven't [Fadd9] found what I'm [C] looking for
But I [G] still haven't [Fadd9] found what I'm [C] looking for

Verse 2:

I have [C] kissed honey lips, felt the healing in her fingertips
It burned like [Fsus2] fire, this burning de-[C]sire
I have [C] spoke with the tongue of angels
I have held the hand of the devil
It was warm in the [Fsus2] night, I was cold as a [C] stone

Chorus 2:

But I [G] still haven't [Fadd9] found what I'm [C] looking for
But I [G] still haven't [Fadd9] found what I'm [C] looking for

Interlude: [C] [Fsus2] [C]

Verse 3:

[C] I believe in the kingdom come
Then all the colours they will bleed into one
Bleed into [Fsus2] one, but yes I'm still [C] running
You broke the bonds and [C] you loosed the chains
carried the cross of, of my shame, of my [Fsus2] shame
You know I be-[C]lieve it

Chorus 3:

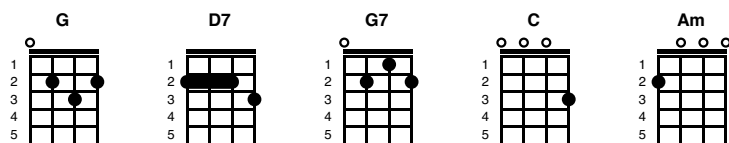
But I [G] still haven't [Fadd9] found what I'm [C] looking for
But I [G] still haven't [Fadd9] found what I'm [C] looking for
But I [G] still haven't [Fadd9] found what I'm [C] looking for
But I [G] still haven't [Fadd9] found what I'm [C] looking for [C] [Fsus2] [C]

It's A Small World

The Disneyland Boys Choir, ©1964

<https://www.youtube.com/watch?v=7jiaU0xbOKs>

Key of G



Intro: [G] [G]

It's a [G] world of laughter, a [D7] world of tears
It's a world of hopes, it's a [G] world of fear
There's so much that we [G7] share
That it's [C] time we're [Am] aware
It's a [D7] small world after [G] all

[G] It's a small world [D7] after all
It's a small world [G] after all
It's a [G7] small world [C] after [Am] all
It's a [D7] small, small [G] world

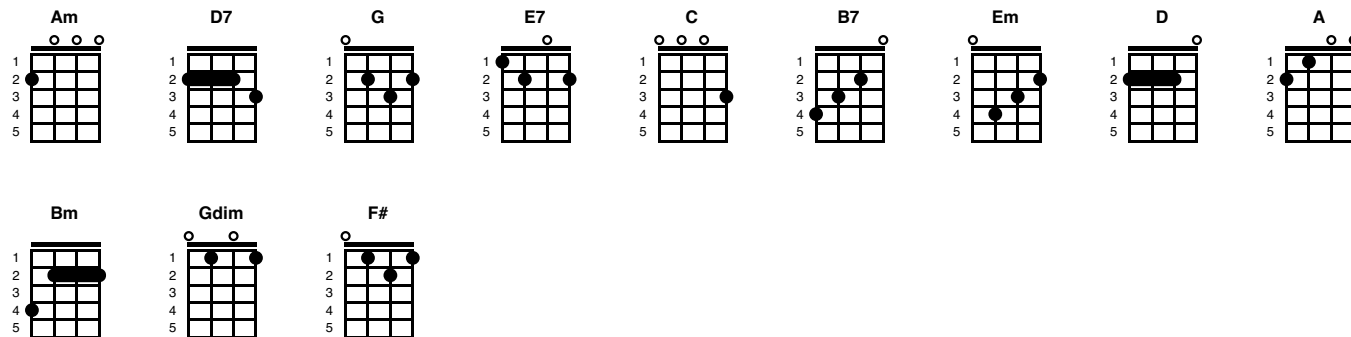
There [G] is just one moon and [D7] one golden sun
And a smile means friendship [G] to everyone
Though the mountains div-[G7]ide
and the [C] oceans are [Am] wide
It's a [D7] small world after [G] all.

[G] It's a small world [D7] after all
It's a small world [G] after all
It's a [G7] small world [C] after [Am] all
It's a [D7] small, small [G] world [G]/

It's Beginning To Smell A Lot Like Pumpkin

Key of G

parody by Scott Mead (original by Meredith Wilson), ©2023



Intro: (2 beats each) [Am] [D7] [G] [E7] [Am] [D7] [G] [D7]/

Verse 1:

It's be-[G]ginning to smell a-[C]lot like [G] pumpkin [G]

[G] Ev'ry-[B7]where you [C] go [C]

Take a [Am] sniff in the coffee [D7] shop, [G] an aroma that doesn't [Em] stop

All [D] that I can [A] say is No no [D7] no! [D7]/

Verse 2:

It's be-[G]ginning to smell a-[C]lot like [G] pumpkin [G]

[G] In ev'ry [B7] grocery [C] store [C]

It's the [Am] scariest thing to [D7] be in my [G] olfac-[E7]tory

It makes me [Am] run [D7] for the [G] door [G]/

A bowl of [B7] pumpkin linguini with grated fontini

and [B7] just a dash of ca-[Em]yenne, Eww!

[A] A pumpkin chai latte all steamy and hotty

Is [D7]/ not my [A]/ vision of [D7]/ zen,

[D7] And I can hardly wait until its Christmas time again! [D7]/

Verse 3:

It's be-[G]ginning to smell a-[C]lot like [G] pumpkin [G]

[G] Ev'ry-[B7]where I [C] go [C]

What's that [Am] stench in the Baker-[D7]y, [Bm] No pumpkin spice muffins for [Em] me,

The [D] scent of it just [A] gives me verti-[D7]go. [D7]/

Verse 4:

It's be-[G]ginning to smell a-[C]lot like [G] pumpkin [G]

[G] I need [B7] an anti-[C]histamine [C]

but what [Am] really gets under my [Gdim] skin is the [G] jack o'lantern [E7] grin

Happy [Am] Hal-[D7]lo-[G]ween [E7]

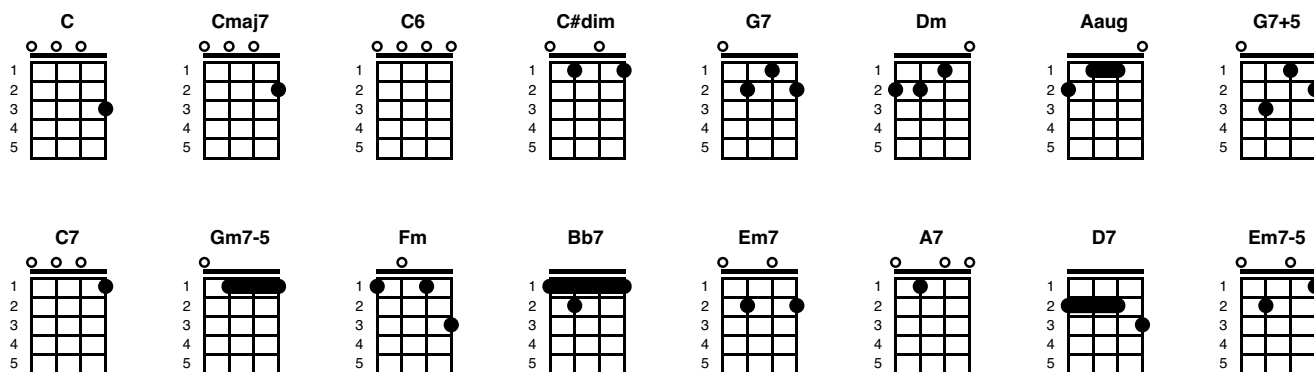
Outro:

Happy [Am] Hal-[D7]lo-[G]ween [G]/ [F#]/ [G]/

It's Been A Long, Long Time

Jule Styne, Sammy Cahn, ©1945

Key of C



```

A |-----0-2-5-3-----|
E |---0-3-----3-----3-1-0-----|
C |-0-----0---4-----|
G |-----4-----4-2-4-2-4-2-----|
  
```

[C] Kiss me once, then [Cmaj7] kiss me twice, then [C6] kiss me once again
 It's been a long, [C#dim] long [G7] time
 [Dm] Haven't felt like [Aaug] this my dear since I [Dm] can't remember [G7] when
 It's been a [Dm] long, [G7+5] long [C] time [C6]

You'll never [C7] know how many [Gm7-5] dreams I've dreamed a-[C7]bout you
 Or [Dm] just how empty they all [Fm] seemed with-[Bb7]out you [G7]

So [C] kiss once, then [Cmaj7] kiss me twice, then [Em7] kiss me once a-[A7]gain
 it's been a [D7] long [G7] long [Em7-5] time [A7]
 It's been a [D7] long [G7] long [C] time [Fm] [Cmaj7]

Don't Sing, Instrumental:

[C] Kiss me once, then [Cmaj7] kiss me twice, then [C6] kiss me once again
 It's been a long, [C#dim] long [G7] time
 [Dm] Haven't felt like [Aaug] this my dear since I [Dm] can't remember [G7] when
 It's been a [Dm] long, [G7+5] long [C] time [C6]

Sing:

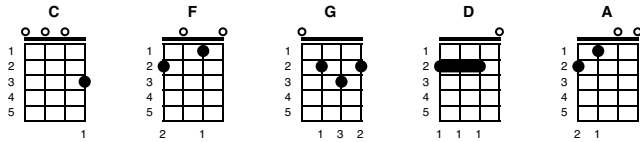
You'll never [C7] know how many [Gm7-5] dreams I've dreamed a-[C7]bout you
 Or [Dm] just how empty they all [Fm] seemed with-[Bb7]out you [G7]

So [C] kiss once, then [Cmaj7] kiss me twice, then [Em7] kiss me once a-[A7]gain
 it's been a [D7] long [G7] long [Em7-5] time [A7]
 It's been a [D7] long [G7] long [C] time [Fm] [Cmaj7]

I Wanna Be Sedated

Key of C

Ramones, 1978



[C] // (8 beats)

[C] Twenty twenty twenty four hours to go, **[F]** I wanna be se-**[C]**dated
Nothin' to do no where to go, **[F]** I wanna be se-**[C]**dated
Just **[G]** get me to the airport, **[C]** put me on a plane
[G] Hurry hurry hurry, be-**[C]**fore I go insane
I **[G]** can't control my fingers, I **[C]** can't control my brain - Oh **[F]** no-oh-oh-oh-**[G]**-oh

[C] // (8 beats)

[C] Twenty twenty twenty four hours to go, **[F]** I wanna be se-**[C]**dated
Nothin' to do no where to go, **[F]** I wanna be sed-**[C]**dated
Just **[G]** put me in a wheelchair, **[C]** get me on a plane
[G] Hurry hurry hurry, be**[C]**fore I go insane
I **[G]** can't control my fingers, I **[C]** can't control my brain - Oh **[F]** no-oh-oh-oh-**[G]**-oh

KAZOO SOLO:

[C] Bah bah bah bah, Bah **[F]** bah bah bah bah, **[G]** I wanna be se-**[C]**dated
[C] Bah bah bah bah, Bah **[F]** bah bah bah bah, **[G]** I wanna be se-**[C]**dated

[C] // (bridge to key change - 8 beats)

[D] Twenty twenty twenty four hours to go, **[G]** I wanna be se-**[D]**dated
[D] Nothin' to do no where to go, **[G]** I wanna be se-**[D]**dated
Just **[A]** put me in a wheelchair, **[D]** get me to the show
[A] Hurry hurry hurry, be-**[D]**fore I go loco
I **[A]** can't control my fingers, I **[D]** can't control my toes - Oh **[G]** no-oh-oh-oh-**[A]**-oh

[D] // (8 beats)

[D] Twenty twenty twenty four hours to go, **[G]** I wanna be se-**[D]**dated
[D] Nothin' to do no where to go, **[G]** I wanna be se-**[D]**dated
Just **[A]** put me in a wheelchair, **[D]** get me to the show
[A] Hurry hurry hurry, be-**[D]**fore I go loco
I **[A]** can't control my fingers, I **[D]** can't control my toes - Oh **[G]** no-oh-oh-oh-**[A]**-oh

[D] Bah bah bah bah, Bah **[G]** bah bah bah bah, **[A]** I wanna be se-**[D]**dated (x4)

I Want Candy

Key of D

The Strangeloves, ©1965

Strum with the words: [D] D u D u [C] D u [D] D/

Strum at end of each line: syncopated

Intro:

[D] I -- want [C] can-[D]/dy [D]/-// [C]/ [D]/

[D] I -- want [C] can-[D]/dy [D]/-// [C]/ [D]/

Verse 1:

[D] I know a treat that's [C] tough but [D]/ sweet [D]/-// [C]/ [D]/

[D] It's so fine it [C] can't be [D]/ beat [D]/-// [C]/ [D]/

It's [D] got every-thing that [C] I de-[D]/sire [D]/-// [C]/ [D]/

It [D] sets the sum-mer [C] sun on [D]/ fire [D]/-// [C]/ [D]/

Chorus:

[D] I -- want [C] can-[D]/dy [D]/-// [C]/ [D]/

[D] I -- want [C] can-[D]/dy [D]/-// [C]/ [D]/

Verse 2:

[D] I eat candy when the [C] sun goes [D]/ down [D]/-// [C]/ [D]/

[D] Ain't no fin-er [C] food in [D]/ town [D]/-// [C]/ [D]/

[D] You're my goody, what the [C] doc-tor [D]/ ordered [D]/-// [C]/ [D]/

[D] You're so sweet you [C] make my mouth [D]/ wa-ter [D]/-// [C]/ [D]/

Chorus:

[D] I -- want [C] can-[D]/dy [D]/-// [C]/ [D]/

[D] I -- want [C] can-[D]/dy [D]/-// [C]/ [D]/

Verse 3:

[D] Candy on the beach, there's [C] no-thing [D]/ better [D]/-// [C]/ [D]/

But [D] I like candy in all [C] kinds of [D]/ weather [D]/-// [C]/ [D]/

[D] Some-day soon I'll [C] make it [D]/ mine [D]/-// [C]/ [D]/

Then [D] I'll have can-dy [C] all the [D]/ time [D]/-// [C]/ [D]/

Chorus & Outro:

[D] I -- want [C] can-[D]/dy [D]/-// [C]/ [D]/

[D] I -- want [C] can-[D]/dy [D]/-// [C]/ [D]/

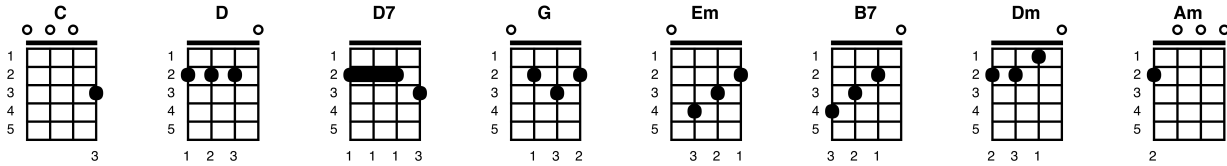
[D] I -- want [C] can-[D]/dy [D]/-// [C]/ [D]/

[D] I -- want [C] can-[D]/dy [D]/-// [C]/ [D]/

I Want to Hold Your Hand

Beatles, Paul McCartney, John Lennon, ©1963

Key of G



Play the last line of the Bridge like the Intro.

Intro: [C] d u d [D] u [C] d u d [D] u [C] d u d [D] u [D7] . . Oh yeah

[G] I-I'll . tell you [D] somethin' . . (C 2 1 2 3 4) [Em] . I think you'll under-[B7]stand . . When

[G] I-I . say that [D] somethin' . . (C 2 1 2 3 4) [Em] . I want to hold your [B7] hand . . .

[C] . I want to [D7] hold your [G] ha-a-[Em]nnndd

[C] . I want to [D7] hold your [G] hand . . Oh

[G] please . say to [D] me . . (C 2 1 2 3 4) [Em] . you'll let me be your [B7] man . . And

[G] please . say to [D] me . . (C 2 1 2 3 4) [Em] . you'll let me hold your [B7] hand . . .

[C] . Oh let me [D7] hold your [G] ha-a-[Em]nnndd

[C] . I want [D7] hold your [G] hand . . .

Bridge:

[Dm] . And when I [G] touch you I feel [C] happy . in-[Am]side . . .

[Dm] . It's such a [G] feeling that my [C] love . .

[C] I can't [D] hide . [C] I can't [D] hide . [C] I can't [D] hide . [D7] . . . Yeah

[G] yooou . got that [D] somethin' . . (C 2 1 2 3 4) [Em] . I think you'll under-[B7]stand . . When

[G] I . . say that [D] somethin' . . (C 2 1 2 3 4) [Em] . I want hold your [B7] hand . . .

[C] . I want to [D7] hold your [G] ha-a-[Em]nnndd

[C] . I want to [D7] hold your [G] hand . . .

Bridge:

[Dm] . And when I [G] touch you I feel [C] happy . in-[Am]side . . .

[Dm] . It's such a [G] feeling that my [C] love . .

[C] I can't [D] hide . [C] I can't [D] hide . [C] I can't [D] hide . [D7] . . . Yeah

[G] yooou . got that [D] somethin' . . (C 2 1 2 3 4) [Em] . I think you'll under-[B7]stand . . When

[G] I-I . feel that [D] somethin' . . (C 2 1 2 3 4) [Em] . I want hold your [B7] hand . . .

Outro:

[C] . I want to [D] hold your [G] ha-a-[Em]nnndd .

[C] . I want to [D] hold your [B7] hand

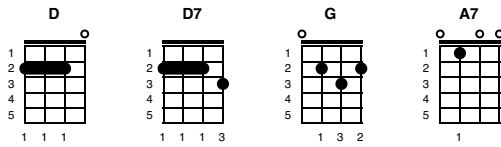
[C] . I want to [D] hold your [C] ha a a a a a a [G]/and

I'll Fly Away

Key of D

Albert E. Brumley, written 1929, published 1932

Strum: Bluegrass Strum OR emphasize the 2nd and 4th beats



Intro (don't sing):

[D] Some bright morning [D7] when this life is o'er, [G] I'll fly a-[D]way
[D] To a home on God's celestial shore, [A7] I'll fly a-[D]way

Verse 1 & chorus:

[D] Some bright morning [D7] when this life is o'er, [G] I'll fly a-[D]way
[D] To that home on God's celestial shore, [A7] I'll fly a-[D]way
[D] I'll fly a-[D7]way, oh glory, [G] I'll fly a-[D]way (in the morning)
[D] When I die, hallelujah, by and by, [A7] I'll fly a-[D]way

Verse 2 & chorus:

[D] When the shadows [D7] of this life have gone, [G] I'll fly a-[D]way
[D] Like a bird from these prison bars I'll fly, [A7] I'll fly a-[D]way
[D] I'll fly a-[D7]way, oh glory, [G] I'll fly a-[D]way (in the morning)
[D] When I die, hallelujah, by and by, [A7] I'll fly a-[D]way

Instrumental break (don't sing):

[D] When the shadows [D7] of this life have gone, [G] I'll fly a-[D]way
[D] Like a bird from these prison bars I'll fly, [A7] I'll fly a-[D]way
[D] I'll fly a-[D7]way, oh glory, [G] I'll fly a-[D]way (in the morning)
[D] When I die, hallelujah, by and by, [A7] I'll fly a-[D]way

Verse 3:

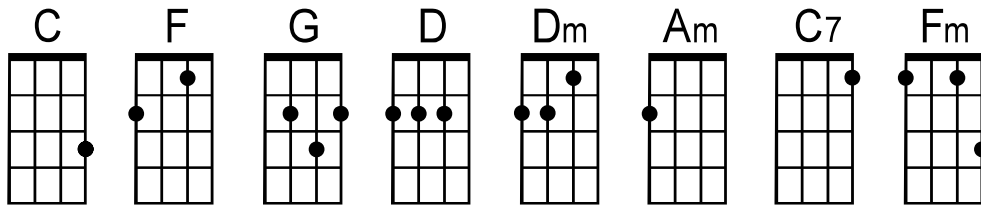
[D] Oh how glad and [D7] happy when we meet, [G] I'll fly a-[D]way
[D] No more cold iron shackles on my feet, [A7] I'll fly a-[D]way
[D] I'll fly a-[D7]way, O glory, [G] I'll fly a-[D]way (in the morning)
[D] When I die, hallelujah, by and by, [A7] I'll fly a-[D]way

Verse 4:

[D] Just a few more [D7] weary days, and then, [G] I'll fly a-[D]way
[D] To a land where joys shall never end, [A7] I'll fly a-[D]way
[D] I'll fly a-[D7]way, oh glory, [G] I'll fly a-[D]way (in the morning)
[D] When I die, hallelujah, by and by, [A7] I'll fly a-[D]way
[A7] I'll fly a-[D]way [D]/ [A7]/ [D]/

I'll Follow the Sun

by Paul McCartney (1964)



Intro: C . G . | F . C . |

(sing d)

G . . . | F . . . | C . . . | D . . .
 One— day—, you'll— look—, to see I've gone—
 . | C . . Am . | D . G . | C . . . | F . C . |
 For to-morrow may rain so, I'll fol— low the sun—
 G . . . | F . . . | C . . . | D . . .
 Some— day—, you'll— know—, I was the one—
 . | C . . Am . | D . G . | C . . . | C7
 But to-morrow may rain so, I'll fol— low the sun—

Bridge: . . . | Dm . . . | Fm . . . | C . . . | C7
 And now the time has come—, and so my love, I must go—
 . . . | Dm . . . | Fm . . . | C . . . | Dm . . . |
 And though I lose a friend—, in the end you will know—, Oh— oh-oh

G . . . | F . . . | C . . . | D . . .
 One— day—, you'll— find—, that I have gone—
 . | C . . Am . | D . G . | C . . . | F . C . |
 For to-morrow may rain so, I'll fol— low the sun—

Instrumental: G . . . | F . . . | C . . . | D . . .
 A-----0-----3-2-5-----
 E-----3-----3-----
 C-2-----3-----
 G-----

. | C . . Am . | D . G . | C . . . | C7
 Yes to-morrow may rain so, I'll fol— low the sun—

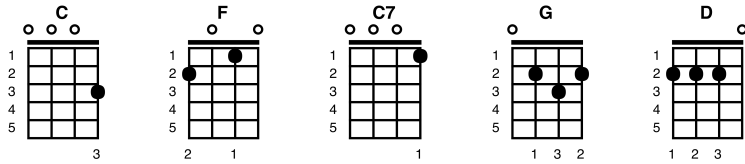
Bridge: . . . | Dm . . . | Fm . . . | C . . . | C7
 And now the time has come—, and so my love, I must go—
 . . . | Dm . . . | Fm . . . | C . . . | Dm . . . |
 And though I lose a friend—, in the end you will know—, Oh— oh-oh

G . . . | F . . . | C . . . | D . . .
 One— day—, you'll— find—, that I have gone—
 . | C . . Am . | D . G . | C . . . | F . C \
 For to-morrow may rain so, I'll fol— low the sun—

I'm Into Somethin Good

Carol King, Gerry Goffin, ©1964

Key of C



Intro: [C]// [F]// [C]// [F]//

[C] . Woke up this [F] morning [C] feeling [F] fine
[C] There's something [F] special [C] on my [C7] mind
[F] Last night I met a new girl in the neighbor-[C]hood .

[F] Oh . [C] yeah . . .

[G] Something tells me [F] I'm into something [C] good
something [F] tells me, [C] I'm into [F] something

[C] She's the kind of [F] girl who's [C] not too [F] shy
[C] And I can [F] tell I'm [C] her kind of [C7] guy
[F] She danced close to me like I hoped she [C] would
she danced with [F] me like I [C]hoped she [F] would

[G] Something tells me [F] I'm into something [C] good
something [F] tells me, [C] I'm into [F] something

[G] . We only danced for a minute or two, but then she
[C] stuck close to [F] me the [C] whole night [C7] through
[G] . Can I be falling in love?
[D] She's everything I've been [F] dreaming [G] of
She's everything I've been [D] dreaming [G] of

[C] I walked her [F] home and she [C] held my [F] hand
[C] I knew it [F] couldn't be just a [C] one night [C7] stand
[F] So I asked to see her next week
and she told me I [C] could
I asked to [F] see her and she [C] told me I [F] could
[G] Something tells me [F] I'm into something [C] good
something [F] tells me, [C] I'm into [F] something

[G] We only danced for a minute or two
But then she [C] stuck close to [F] me the [C] whole night through
[G] Can I be falling in love
[D] She's everything I've been [F] dreaming [G] of
She's everything I've been [D] dreaming [G] of

[C] . I walked her [F] home and she [C] held my [F] hand
[C] I knew it couldn't [F] be just a [C] one night [C7] stand
[F] So I asked to see her next week
and she told me I [C] could

I asked to [F] see her and she [C] told me I [F] could

[G] Something tells me [F] I'm into something [C] good
something [F] tells me [C] I'm into [F] something
something

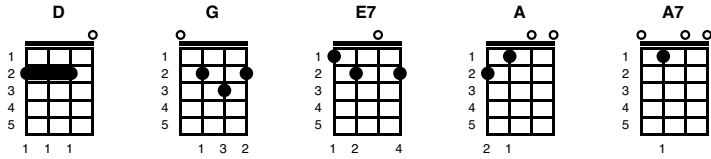
[G] good, oh [F] yeah, something [C] good
something [F] tells me, [C] I'm into [F] something
something

[G] good, something [F] good, something [C]// good [F]// [C]/

I've Been Working on the Railroad / Goodnight Ladies

Key of D

American folk song, first published as "Levee Song", 1894 / Traditional



Intro: [D] [D] [D] [D]

[D] I've been workin' on the railroad [G] all the live long [D] day
[D] I've been workin' on the railroad, just to [E7] pass the time a-[A]way
[A7] Can't you hear the whistle [D] blowin'? [G] Rise up so early in the [D] morn
[G] Can't you hear the captain [D] shoutin'? [A] "Dinah blow your [D] horn!" [D]

[D] Dinah won't you blow, [G] Dinah won't you blow, [A] Dinah won't you blow your [D] horn
[D] Dinah won't you blow, [G] Dinah won't you blow, [A] Dinah won't you blow your [D] horn [D]

[D] Someone's in the kitchen with Dinah, someone's in the kitchen I [A] know
[D] Someone's in the kitchen with [G] Dinah, [A] strummin' on the [A7] old ban-[D]jo [D]/

They're-playin' [D] fee fi fiddle-y-i-o
[D] Fee fi fiddle-y-i-[A]o-o-o-o
[D] Fee fi [G] fiddle-y-i-o
[A] Strummin' on the [A7] old ban-[D]jo [D]/ (2, 3, 4)

[D] Good-night ladies, goodnight [A] ladies
[D] Good-night [G] ladies, we're [D] going to [A] leave you [D] now
[D] Merrily we roll along, [A] roll along, [D] roll along
Merrily we roll along [A] over the dark blue [D] sea [D]

[D] Sweet dreams ladies, sweet dreams [A] ladies
[D] Sweet dreams [G] ladies, we're [D] going to [A] leave you [D] now
[D] Merrily we roll along, [A] roll along, [D] roll along
Merrily we roll along [A] over the dark blue [D] sea [D]/ (SLASH!)

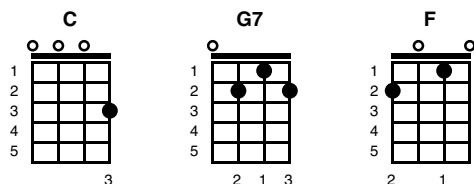
Outro (FAST! - THIRD LINE HOLD OUT THE "O"! THEN RESUME SPEED ON LAST LINE):

We're-playin' [D] fee fi fiddle-y-i-o
[D] Fee fi fiddle-y-i-[A]o-o-o-o
[D] Fee fi [G] fiddle-y-i-o (HOLD)
[A] Strummin' on the [A7] old ban-[D]jo [A7]/ [D]/

Jamaica Farewell

Lord Burgess, ©1957

Key of C



Intro: [C] [G7] [C] [G7]

Verse 1:

[C] Down the way, where the [F] nights are gay, and the
[G7] sun shines daily on the [C] mountain top
[C] I took a trip on a [F] sailing ship, and when I
[G7] reached Jamaica I [C] made a stop, but I'm

Chorus:

[C] Sad to say, I'm [F] on my way
[G7] Won't be back for [C] many a day, my
[C] heart is down, my head is [F] turning around
I had to [G7] leave a little girl in [C] Kingston town [C]

Verse 2:

[C] Sounds of laughter [F] everywhere, and the
[G7] dancing girls sway [C] to and fro
[C] I must declare my [F] heart is there, though I've
[G7] been from Maine to [C] Mexico, but I'm

Chorus:

[C] Sad to say, I'm [F] on my way
[G7] Won't be back for [C] many a day, my
[C] heart is down, my head is [F] turning around
I had to [G7] leave a little girl in [C] Kingston town [C]

Instrumental (if no soloist, whistle or kazoo):

[C] Down the way, where the [F] nights are gay, and the
[G7] sun shines daily on the [C] mountain top
[C] I took a trip on a [F] sailing ship, and when I
[G7] reached Jamaica I [C] made a stop, but I'm

Chorus:

[C] Sad to say, I'm [F] on my way
[G7] Won't be back for [C] many a day, my
[C] heart is down, my head is [F] turning around
I had to [G7] leave a little girl in [C] Kingston town [C]

Verse 4:

[C] Down at the market [F] you can hear ladies
[G7] cry out while on their [C] heads they bear
[C] Ackee, rice, salt [F] fish are nice, and the
[G7] rum is fine any [C] time of year, but I'm

Chorus (sing & strum):

[C] Sad to say, I'm [F] on my way
[G7] Won't be back for [C] many a day, my
[C] heart is down, my head is [F] turning around
I had to [G7] leave a little girl in [C] Kingston town

Chorus (sing, play other instruments or percussion):

[C] Sad to say, I'm [F] on my way
[G7] Won't be back for [C] many a day, my
[C] heart is down, my head is [F] turning around
I had to [G7] leave a little girl in [C] Kingston town

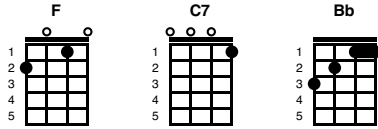
Chorus (sing & strum):

[C] Sad to say, I'm [F] on my way
[G7] Won't be back for [C] many a day, my
[C] heart is down, my head is [F] turning around
I had to [G7] leave a little girl in [C] Kingston town [C]/ cha [C]/ cha [C]/ cha

Jump In The Line

Key of F

Lord Kitchener, ©1952, as sung by Harry Belafonte



A | .03011.....0..0...
E | 1.....30311.13.30.
C |0
G |

[F] Shake, shake, shake, Senora, shake your body [C7] line.

[C7] Shake, shake, shake, Senora, shake it all the [F] time.

[F] Work, work, work, Senora, work your body [C7] line

[C7] Work, work, work, Senora, work it all the [F] time.

[F]/ My girl's name is [Bb]/ Senora

[F]/ I tell you friends I adore [C7]/ her.

[F]/ And when she dances, oh [Bb]/ brother, She's a

[F]/ hurricane in all [C7]/ kinds of weather

[F] Jump in the line, [C7] rock your body in [F] time - Ok [C7] I believe you!

[F] Jump in the line, [C7] rock your body in [F] time - Ok [C7] I believe you!

[F] Jump in the line, [C7] rock your body in [F] time - Ok [C7] I believe you!

[F] Jump in the line, [C7] rock your body in [F] time - [C7] Woah!

[F] Shake, shake, shake, Senora, shake your body [C7] line.

[C7] Shake, shake, shake, Senora, shake it all the [F] time.

[F] Work, work, work, Senora, work your body [C7] line

[C7] Work, work, work, Senora, work it all the [F] time.

[F]/ You can talk about [Bb]/ Cha Cha

[F]/ Tango, Waltz, or the [C7]/ Rumba

[F]/ Senora's dance has no [Bb]/ title

[F]/ Jump in the saddle, Hold [C7]/ onto the bridle

[F] Jump in the line, [C7] rock your body in [F] time - Ok [C7] I believe you!

[F] Jump in the line, [C7] rock your body in [F] time - Ok [C7] I believe you!

[F] Jump in the line, [C7] rock your body in [F] time - Ok [C7] I believe you!

[F] Jump in the line, [C7] rock your body in [F] time - [C7] Woah!

[F] Shake, shake, shake, Senora, shake your body [C7] line.

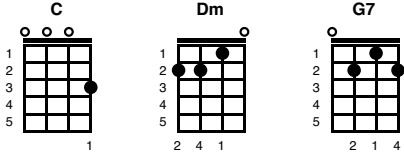
[C7] Shake, shake, shake, Senora, shake it all the [F] time.

[F] Work, work, work, Senora

Just My Imagination (Running Away With Me)

Key of C

Norman Whitfield and Barrett Strong, performed by The Temptations, © 1971



Intro:

[C] [Dm] [C] ohhhhhhhhhhhhhh [Dm] ohhhhhhhh [C] ooohhhhhhhhhh [Dm]

Verse 1:

Each [C] day through my window I [Dm] watch her as she passes [C] by [Dm]
I [C] say to myself "You're [Dm] such a lucky [C] guy [Dm]
[C] . To have a girl like [Dm] her, is truly [C] a dream come true [Dm]
Out of [C] all the fellas in the [Dm] world, she belongs to [C] you" [Dm]

Chorus:

But it was [C] just my imagination [Dm] (once again) [C] runnin' away with me, [Dm] (ooh)
It was [C] just my imagina-[Dm]tion runnin' a-[C]way with me [Dm]

Verse 2:

[C] (Soon) . soon we'll be [Dm] married, and raise a [C] family, (oh [Dm] yeah)
Have a [C] cozy, little home out, in the [Dm] country, with two [C] children, maybe three [Dm]
I tell you [C] I--I-I-I--[Dm]-(1, 2, 3) can visual-[C]ize it all [Dm]
This [C] couldn't be a dream for too [Dm] real it all [C] seems [Dm]

Chorus:

But it was [C] just my imagination [Dm] (once again) [C] runnin' away with me, [Dm] (ooh)
It was [C] just my imagina-[Dm]tion runnin' a-[C]way with me [C] [C]

Bridge:

[C] . Every night on my [C] knees I pray, [C] . "Dear Lord, [C] hear my plea
[C] . Don't ever let another [C] take her love from me, or I will [G7] sure-ly die"
[G7] . . . Her love is [C] . heav-en-ly . [C] when her arms en-fold me,
[C] . I hear a ten-der rhap-so-[C]dy . . but in re-[C]al-i-ty. . she [C] doesn't even know me

Outro:

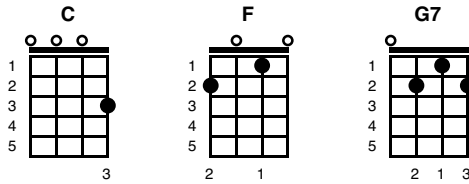
[C] Just my imagination [Dm] (once again) [C] runnin' away with me, [Dm] (ooh)
It was [C] just my imagina-[Dm]tion runnin' a-[C]way with me [Dm]

It was [C] just my imagination (once again) [C] Running away with me, [Dm] (ooh)
It was [C] just my imagina-[Dm]tion running [C] away with [C] me [C]/

Keep on the Sunny Side

Key of C

Ada Blenkhorn and J. Howard Entwisle, ©1899; made popular by the Carter Family (this version is modeled after the Carter Family)



Intro (a verse):

[C] dark and a [F] troubled side of [C] life, there's a bright and a sunny side [G7] too
Though we [G7] meet with the darkness and [C] strife, the [G7] sunny side we also may [C] view

Verse 1 & chorus:

There's a [C] dark and a [F] troubled side of [C] life, there's a bright and a sunny side [G7] too
Though we [G7] meet with the darkness and [C] strife, the [G7] sunny side we also may [C] view
[C] Keep on the sunny side, [F] always on the [C] sunny side
[C] Keep on the sunny side of [G7] life
It will [C] help us every day, it will [F] brighten all the [C] way
If we'll [C]/ keep [F]/ on the [C]/ sunny [G7]/ side of [C] life

Instrumental break (a verse):

There's a [C] dark and a [F] troubled side of [C] life, there's a bright and a sunny side [G7] too
Though we [G7] meet with the darkness and [C] strife, the [G7] sunny side we also may [C] view

Verse 2 & chorus:

The [C] storm and its [F] fury broke [C] today, crushing hope that we cherish so [G7] dear
Clouds and [G7] storms will, in time, pass a-[C]way, the [G7] sun again will shine bright and [C] clear
[C] Keep on the sunny side, [F] always on the [C] sunny side
[C] Keep on the sunny side of [G7] life
It will [C] help us every day, it will [F] brighten all the [C] way
If we'll [C]/ keep [F]/ on the [C]/ sunny [G7]/ side of [C] life

Instrumental break (a verse):

There's a [C] dark and a [F] troubled side of [C] life, there's a bright and a sunny side [G7] too
Though we [G7] meet with the darkness and [C] strife, the [G7] sunny side we also may [C] view

Verse 3 (repeat verse 1):

There's a [C] dark and a [F] troubled side of [C] life, there's a bright and a sunny side [G7] too
Though we [G7] meet with the darkness and [C] strife, the [G7] sunny side we also may [C] view

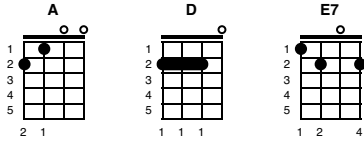
Chorus and tag:

[C] Keep on the sunny side, [F] always on the [C] sunny side
[C] Keep on the sunny side of [G7] life
It will [C] help us every day, it will [F] brighten all the [C] way
If we'll [C]/ keep [F]/ on the [C]/ sunny [G7]/ side of [C] life
If we'll [C]/ keep [F]/ on the [C]/ sunny [G7]/ side of [C] life [C]/ [G7]/ [C]/

King of the Road

Key of A

Roger Miller, 1964



Intro (finger snaps along with bass intro):

V1:

[A] Trailer for [D] sale or rent, [E7] room to let [A] fifty cents
No phone, no [D] pool, no pets
[E7] / I ain't got no cigarettes
[A] Two hours of [D] pushin' broom buys a, [E7] eight by twelve [A] four-bit room
I'm a man of [D] means by no means
[E7] // King of the [A] Road

V2:

[A] Third boxcar [D] midnight train, [E7] destination Bangor, [A] Maine
Old worn out [D] suit and shoes
[E7] / I don't pay no union dues, I smoke
[A] Old stogies [D] I have found, [E7] short but not too [A] big around
I'm a man of [D] means by no means
[E7] // King of the [A] Road

Bridge:

[A] I know every engineer on [D] every train
[E7] All of their children and [A] all of their names
Every handout in [D] every town, and
[E7] / Every lock that ain't locked when no one's around

V1 (repeat):

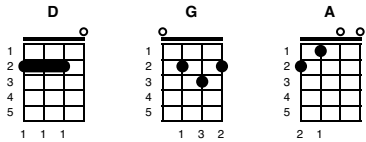
[A] Trailer for [D] sale or rent, [E7] room to let [A] fifty cents
No phone, no [D] pool, no pets
[E7] / I ain't got no cigarettes
[A] Two hours of [D] pushin' broom buys an [E7] eight by twelve [A] four-bit room
I'm a man of [D] means by no means
[E7] // King of the [A] Road
I'm a man of [D] means by no means
[E7] // King of the [A] Road

Knock Three Times

Key of D

Irwin Levine, L. Russell Brown - recorded by Tony Orlando & Dawn, 1970

Note: "x x" is percussion on pipes!



Intro:

	[D]	[G]	[A]	[A]
A	-----	-----	-----	-----
E	--2--2-3-2-0--	--3--3-5-3-2-0	-----	-----0-----
C	-----2	-----	2-----1-----	2-----
G	-----	-----	-----	-----

Verse 1:

[D] Hey girl what ya doing down there
[D] Dancing alone every night while I live right [A] above you
[A] I can hear your music playing
[A] I can feel your body swaying
[A] One floor below me you don't even know me
I [D] love you [D] Oh, my darling

Chorus:

[G] Knock three times on the ceiling if you [D] want me
[A] Twice on the pipe x x [A] if the answer is [D] no
Oh my sweetness [G] / [G] / [G] /
[G] Means you will meet in the [D] hallway
[A] Twice on the pipe x x [A] means you ain't gonna [D] show

Verse 2:

[D] If you look out your window tonight
[D] Pull in the string with the note that's attached to my [A] heart
[A] Read how many times I saw you
[A] In my silence I adored you
[A] ONLY in MY dreams did THAT wall be-TWEEN us - come [D] apart
[D] Oh, my darling

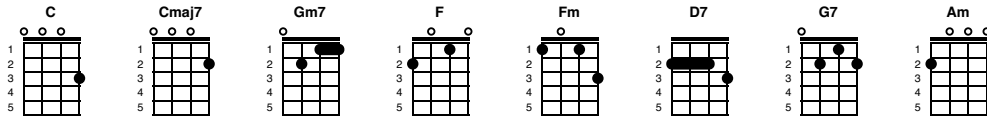
Chorus:

[G] / [G] / [G] / on the ceiling if you [D] want me
[A] Twice on the pipe x x [A] if the answer is [D] no
Oh my sweetness [G] / [G] / [G] /
[G] Means you will meet in the [D] hallway
[A] Twice on the pipe x x [A] means you ain't gonna [D] show
[A] Twice on the pipe x x [A] means you ain't gonna [D] show [D]/[A]/[D]/

Kokomo

The Beach Boys, ©1988

Key of C



percussion, bongo, shakers

Aruba, Jamaica, ooh I want to take ya
Bermuda, Bahama, come on pretty mama
Key Largo, Montego, baby why don't we go? Jamaica

Off the Florida [C] Keys, . . . [Cmaj7] . . . [Gm7] . There's a place called [F] Kokomo
[Fm] . That's where you [C] want to go, to get a-[D7]way from it all [G7]

[C] . Bodies in the [Cmaj7] sand . . . [Gm7] . tropical drink melting [F] in your hand
[Fm] . We'll be falling in [C] love, to the rhythm of a [D7] steel drum band
[G7] . Down in Koko-[C]mo

A-[C]ruba, Jamaica ooh, I want to take ya to
Ber-[F]muda, Bahama, come on pretty mama
Key [C] Largo, Montego, baby why don't we go down to [F] Kokomo
We'll [Fm] get there fast and then we'll [C] take it slow
[Am] That's where we [D7] wanna go
[G7] Way down in Koko-[C]mo
[C] Martinique, that Montserrat mystique

[C] . We'll put out to [Cmaj7] sea . . . [Gm7] . and we'll perfect our [F] chemistry
[Fm] . By and by we'll de-[C]fy, a little bit of [D7] gravity [G7]

[C] . Afternoon de-[Cmaj7]light, . . . [Gm7] . cocktails and [F] moonlit nights
[Fm] . That dreamy look in your [C] eye, give me a tropical [D7] contact high
[G7] . Way down in Koko-[C]mo

A-[C]ruba, Jamaica ooh, I want to take ya to
Ber-[F]muda, Bahama, come on pretty mama
Key [C] Largo, Montego, baby why don't we go down to [F] Kokomo
We'll [Fm] get there fast and then we'll [C] take it slow
[Am] That's where we [D7] wanna go
[G7] Way down in Koko-[C]mo
[C] Port au Prince I wanna catch a glimpse

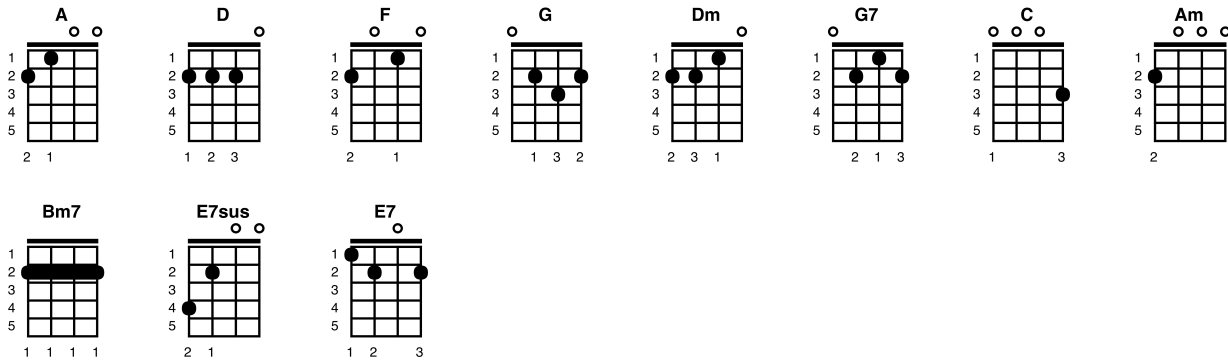
[C] . Everybody [Cmaj7] knows . . . [Gm7] . a little place like [F] Kokomo
[Fm] . Now if, you [C] wanna go and get a-[D7]way from it all
[G7] . Go down to Koko-[C]mo

A-[C]ruba, Jamaica ooh, I want to take ya to
Ber-[F]muda, Bahama, come on pretty mama
Key [C] Largo, Montego, baby why don't we go down to [F] Kokomo
We'll [Fm] get there fast and then we'll [C] take it slow
[Am] That's where we [D7] wanna go
[G7] Way down in Koko-[C]/mo

Lady Madonna

Beatles, Paul McCartney, ©1968

Key of A



Intro: [A]// [D]// [A]// [D]// [A]// [D]// [F]/ [G]/ [A]//

[A] Lady Ma-[D]onna [A] children at your [D] feet
 [A] wonder how you [D] manage to [F]/ make [G]/ ends [A]// me-et
 [A] Who finds the [D] money [A] when you pay the [D]// rent
 [A] Did you think that [D] money was [F]/ hea-[G]/ven [A]// se-nt?

[Dm] Friday night arrives without a [G7] suit-case . .
 [C] Sunday morning creeping like a [Am] nun . . .
 [Dm] Monday's child has learned to tie his [G7] boot-lace . .
 [C]/ See . [Bm7]// how they [E7sus]/ru- . [E7]/un .

[A] Lady Ma-[D]onna [A] baby at your [D] breast
 [A] Wonders how you [D] manage to [F]/ feed [G]/ the [A]// re-est

Kazoo: [A]// [D]// [A]// [D]// [A]// [D]// [F]/ [G]/ [A]//

[Dm] papa paa paa papa [G7] papa paaaaaaa
 [C] papa paa paa papa [Am] paa paa papa paa
 [Dm] papa paa paa papa [G7] papa paaaaaaa
 [C]/ See . [Bm7]// how they [E7sus]/ ru- . [E7]/ un .

[A] Lady Ma-[D]onna [A] lying on the [D] bed
 [A] listen to the [D] music playing [F]/ in [G]/ your [A]// head

Kazoo: [A]// [D]// [A]// [D]// [A]// [D]// [F]/ [G]/ [A]//

[Dm] Tuesday after-noon is never [G7] end-ing . .
 [C] Wednesday morning papers didn't [Am] come . . .
 [Dm] Thursday night your stockings needed [G7] mend-ing . .
 [C]/ See . [Bm7]// how they [E7sus]/ ru- . [E7]/ un .
 [A] Lady Ma-[D]onna [A] children at your [D] feet
 [A] wonder how you [D] manage to [F]/ make [G]/ ends [A]// me-eeeet

Outro:

[A] Lady Ma-[D]onna [A] children at your [D] feet

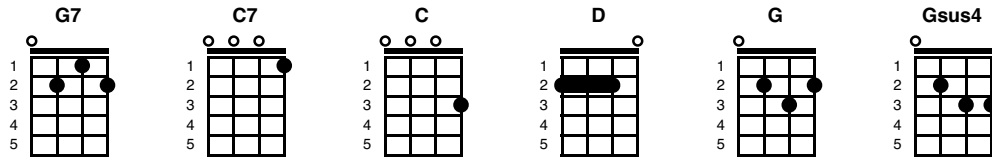
[A] wonder how you [D] manage to [F]/ make [G]/ ends [A]// me-eeeet [A]/

Last Train To Clarksville

Monkees, ©1966

play along at: <https://www.youtube.com/watch?v=ZcXpKiY2MXE>

Key of G



Intro Riff: Low G needed

A		
E		.	3	.	1	0	.
C		2
G		0

x 4

Take the [G7] last train to Clarksville and I'll meet you at the station
You can be there by four thirty, cause I've made your reservation
Don't be [C7] slow, oh no no no, oh no no [C] no [C]/

[NC] Cause I'm [G7] leaving in the morning, and I must see you again
We'll have one more night together, Til the morning brings my train
And I must [C7] go, oh no no no, oh no no [C] no [C]/
[NC] And I [D] don't know if I'm ever coming [G]/ home

Riff x 2

Take the [G7] last train to Clarksville I'll be waiting at the station
We'll have time for coffee flavoured kisses
And a bit of conversation [C7] Oh, oh no no no, oh no no [C] no [C]/

[NC] Take the [G7] last train to Clarksville, now I must hang up the phone
I can't hear you in this noisy railroad station all alone
I'm feelin' [C7] low, oh no no no, oh no no [C] no [C]/
And I [D] don't know if I'm ever coming [G]/ home

Riff x 2

Take the [G7] last train to Clarksville and I'll meet you at the station
You can be there by four thirty, cause I've made your reservation
Don't be [C7] slow, oh no no no, oh no no [C] no [C]/
[NC] And I [D] don't know if I'm ever coming [G]/ home

Riff x 2

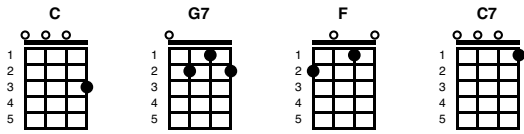
Outro: Fade out

Take the [G] last train to [Gsus4] Clarksville [G]
[Gsus4] Take the [G] last train to [Gsus4] Clarksville [G]/

Lava - Abridged

Key of C

James Ford Murphy, Kuana Torres Kahele, and Nāpua Greig, ©2015



[C] A long long time ago, [G7] there was a volcano.
[F] Living all alone, in the [C] middle of the [G7] sea.
[C] He sat high above his bay, [G7] watching all the couples play,
[F] and wishing that, [C] he had someone [G7] too.
[C] And from his lava came, this [G7] song of hope that he sang
out-[F]loud every day, [C] for years and [G7] years.

Chorus:

[F] I have a dream, I [C] hope will come true,
that [G7] you're here with me and [C] I'm here with you [C7]
I [F] wish that the earth, sea, the [C] sky [C] up above
will [F] send me some-[G7]one to la-[C]va

[F] [G7] [C]

Verse:

[C] Years of singing all alone, [G7] turned his lava into stone,
[F] until he was on the [C] brink of extinc-[G7]tion.
[C] But little did he know that [G7] living in the sea below
[F] another volcano was [C] listening to his [G7] song.

Verse:

[C] Every day she heard his tune, [G7] her lava grew and grew
[F] Because she believed his [C] song was meant for [G7] her.
[C] Now she was so ready to [G7] meet him above the sea
as he [F] sang his song of hope [C] for the last [G7] time.

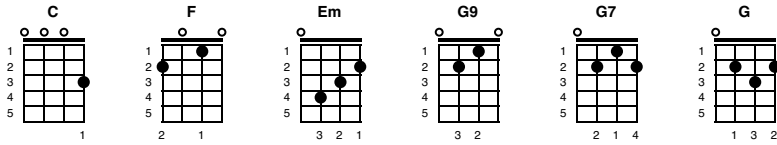
Chorus:

[F] I have a dream, I [C] hope will come true,
That [G7] you're here with me and [C] I'm here with [C7] you
[F] I wish that the earth, sea, the [C] sky up above
[F] Will send me [G7] someone to la-[C]va

Lean on Me

Bill Withers, 1972

Key of C



Intro:

[C] [F] [C] [Em] [G9]
1-2-3 & 4 & | 1-2-3 & 4 & | 1-2-3 & 4- | 1 2 & 3 4 & |
A | ----- | ----- | ----- | ----- |
E | -----0-1- | -----1-0----- | -----0- | 0--1-0-----0--- |
C | 0---0-2----- | -----2-0- | ---0-2--- | -----2---2- |
G | ----- | ----- | ----- | ----- |

[C] [F] [C] [G7] [C]
1-2-3 & 4 & | 1-2-3 & 4 & | 1-2-3 & 4 & | 1 2 & 3 4 |
A | ----- | ----- | ----- | ----- |
E | -----0-1- | -----1-0----- | -----0--- | ----- |
C | 0---0-2----- | -----2-0- | ---0-2----- | -----0-0----- |
G | ----- | ----- | -----4- | ----- |

Verse 1:

[C] Some - times in our [F] lives, we all have [C] pain, we all have [Em]sor-[G9]row
[C] But if we are [F] wise, we know that [C] there's always to-[G7]mor-[C]row

Chorus:

Lean on [C] me when you're not [F] strong
And I'll be your [C] friend, I'll help you [Em] carry [G9] on
[C] For it won't be [F] long, 'til I'm gonna [C] need somebody to [G7] lean [C] on

Verse 2:

[C] Please swallow your [F] pride, if I have [C] things you need to [Em] bor-[G9]row
[C] For no one can [F] fill, those of your [C] needs that you won't [G7] let [C] show

Bridge:

You just [C] call on me, brother, when you need a hand - we all need somebody to [G7] lean [C] on
I just [C] might have a problem that you'll understand - we all need somebody [G7] to lean [C] on

Chorus:

Lean on [C] me when you're not [F] strong
And I'll be your [C] friend, I'll help you [Em] carry [G9] on
[C] For it won't be [F] long, 'til I'm gonna [C] need somebody to [G7] lean [C] on

Bridge:

You just [C] call on me, brother, when you need a hand - we all need somebody to [G] lean [C] on
I just might have a problem that you'll understand - we all need somebody [G] to lean [C] on

Verse 3:

[C] If there is a [F] load, you have to [C] bear that you can't [Em] car-[G9]ry
[C] I'm right up the [F] road, I'll share your [C] load, if you just [G7] call [C] me

Outro:

[F] Call [C] me (ad lib vocals) x 6
[F] Call [C]/ me

Let it Be

Lennon-McCartney © 1970

Key of C

Intro (strum D-Du): [C] [G] [Am] [F] | [C] [G] [F]/ - [C]/ [Dm]/ | [C]

Verse 1 & Chorus:

When I [C] find myself in [G] times of trouble, [Am] Mother Mary [F] comes to me
[C] Speaking words of [G] wisdom, let it [F]/ be - [C]/ [Dm]/ [C]
And [C] in my hour of [G] darkness, she is [Am] standing right in [F] front of me
[C] Speaking words of [G] wisdom, let it [F]/ be - [C]/ [Dm]/ [C]

Let it [Am] be, let it [G] be, let it [F] be, let it [C] be
[C] Whisper words of [G] wisdom, let it [F]/ be - [C]/ [Dm]/ [C]

Verse 2 & Chorus (strum D-dudu):

And [C] when the broken-[G]hearted people, [Am] living in the [F] world agree
[C] There will be an [G] answer, let it [F]/ be - [C]/ [Dm]/ [C]
But [C] though they may be [G] parted, there is [Am] still a chance that [F] they will see
[C] There will be an [G] answer, let it [F]/ be - [C]/ [Dm]/ [C]

Let it [Am] be, let it [G] be, let it [F] be, let it [C] be
[C] There will be an [G] answer, let it [F]/ be - [C]/ [Dm]/ [C]
Let it [Am] be, let it [G] be, let it [F] be, let it [C] be
[C] Whisper words of [G] wisdom, let it [F]/ be - [C]/ [Dm]/ [C]

Break:

[F]/ - [C]/ [Dm]/ [C]/ - [Bb]/ [F]/ | [G]/ - [F]/ | [C]
A | -0----- | ----- | ----- | ----
E | -----3---1--- | -0----- | ----- | ----
C | ----- | -----2---0--- | ----- | ----
G | ----- | ----- | --4-----2--- | --0-

[F]/ - [C]/ [Dm]/ [C]/ - [Bb]/ [F]/ | [G]/ - [F]/ | [C]
A | -12-----10---8--- | -7-----5-----3--- | --2-----0--- | --3-
E | -13-----12---10-- | -8-----6-----5--- | --3-----1--- | --0-

Verse 3 & Chorus (Strum D-D-dudu):

And [C] when the night is [G] cloudy, there is [Am] still a light that [F] shines on me
[C] Shine on till to-[G]morrow, let it [F]/ be - [C]/ [Dm]/ [C]
I [C] wake up to the [G] sound of music, [Am] Mother Mary [F] comes to me
[C] Speaking words of [G] wisdom, let it [F]/ be - [C]/ [Dm]/ [C]

Let it [Am] be, let it [G] be, let it [F] be, let it [C] be
[C] There will be an [G] answer, let it [F]/ be - [C]/ [Dm]/ [C]
Let it [Am] be, let it [G] be, let it [F] be, let it [C] be
[C] Whisper words of [G] wisdom, let it [F]/ be - [C]/ [Dm]/ [C]

[F]/ - [C]/ [Dm]/ [C]/ - [Bb]/ [F]/ | [G]/ - [F]/ | [C]
A | -0----- | ----- | ----- | ----
E | -----3---1--- | -0----- | ----- | ----
C | ----- | -----2---0--- | ----- | ----
G | ----- | ----- | --4-----2--- | --5-

The Lion Sleeps Tonight

Solomon Linda, ©1939

Key of D

Intro: [D] / (leader counts in “1 2 3 4”)

[D] We-e-e-e-e-[G] E-e-e-e [D] We-um-um-a-weh [A7]

[D] We-e-e-e-e-[G] E-e-e-e [D] We-um-um-a-weh [A7]

A-[D]weema-weh, a-weema-weh, A-[G]weema-weh, a-weema-weh

A-[D]weema-weh, a-weema-weh, A-[A7]weema-weh, a-weema-weh

A-[D]weema-weh, a-weema-weh, A-[G]weema-weh, a-weema-weh

A-[D]weema-weh, a-weema-weh, A-[A7]weema-weh, a-weema-weh

Verse 1:

[D]/ In the jungle, the [G]/ mighty jungle, the [D]/ lion sleeps to-[A7]/night

[D]/ In the jungle the [G]/ quiet jungle, the [D]/ lion sleeps to-[A7]night

Chorus - Split into 2 groups, sing both parts together:

Part A:

[D] We-e-e-e-e-[G] E-e-e-e [D] We-um-um-a-weh [A7]

[D] We-e-e-e-e-[G] E-e-e-e [D] We-um-um-a-weh [A7]

Part B:

A-[D]weema-weh, a-weema-weh, A-[G]weema-weh, a-weema-weh

A-[D]weema-weh, a-weema-weh, A-[A7]weema-weh, a-weema-weh

A-[D]weema-weh, a-weema-weh, A-[G]weema-weh, a-weema-weh

A-[D]weema-weh, a-weema-weh, A-[A7]weema-weh, a-weema-weh

Verse 2:

[D]/ Near the village the [G]/ peaceful village, the [D]/ lion sleeps to-[A7]/night

[D]/ Near the village the [G]/ quiet village, the [D]/ lion sleeps [A7] tonight

Chorus:

Part A:

[D] We-e-e-e-e-[G] E-e-e-e [D] We-um-um-a-weh [A7]

[D] We-e-e-e-e-[G] E-e-e-e [D] We-um-um-a-weh [A7]

Part B:

A-[D]weema-weh, a-weema-weh, A-[G]weema-weh, a-weema-weh

A-[D]weema-weh, a-weema-weh, A-[A7]weema-weh, a-weema-weh

A-[D]weema-weh, a-weema-weh, A-[G]weema-weh, a-weema-weh

A-[D]weema-weh, a-weema-weh, A-[A7]weema-weh, a-weema-weh

PART A (solo):

[D] We-e-e-e-e- [G] E-e-e-e [D] We-um-um-a-weh [A7]

[D] We-e-e-e-e- [G] E-e-e-e [D] We-um-um-a-weh [A7]

Verse 3 (play softly):

[D]/ Hush my darling don't [G]/ fear my darling, the [D]/ lion sleeps to-[A7]/night

[D]/ Hush my darling don't [G]/ fear my darling, the [D]/ lion sleeps to-[A7]night

Chorus:

Part A:

[D] We-e-e-e-e- [G] E-e-e-e [D] We-um-um-a-weh [A7]

[D] We-e-e-e-e- [G] E-e-e-e [D] We-um-um-a-weh [A7]

Part B:

A-[D]weema-weh, a-weema-weh, A-[G]weema-weh, a-weema-weh

A-[D]weema-weh, a-weema-weh, A-[A7]weema-weh, a-weema-weh

A-[D]weema-weh, a-weema-weh, A-[G]weema-weh, a-weema-weh

A-[D]weema-weh, a-weema-weh, A-[A7]weema-weh, a-weema-weh

Repeat Chorus:

Part A:

[D] We-e-e-e-e- [G] E-e-e-e [D] We-um-um-a-weh [A7]

[D] We-e-e-e-e- [G] E-e-e-e [D] We-um-um-a-weh [A7] [D]/

Part B:

A-[D]weema-weh, a-weema-weh, A-[G]weema-weh, a-weema-weh

A-[D]weema-weh, a-weema-weh, A-[A7]weema-weh, a-weema-weh

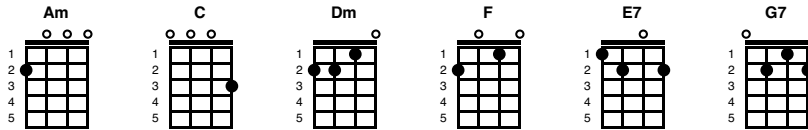
A-[D]weema-weh, a-weema-weh, A-[G]weema-weh, a-weema-weh

A-[D]weema-weh, a-weema-weh, A-[A7]weema-weh, a-weema-weh [D]/

Little Red Riding Hood

Key of Am

Ron Blackwell, ©1966 performed by Sam the Sham and the Pharaohs



Intro: OWOOO (bass) Who do I see walking in these woods? (bass) It's Little Red Riding Hood! (bass)

[Am] Hey there, Little Red [C] Riding Hood

[Dm] . You sure are lookin' good

[F] You're everything a [E7] big bad wolf could [Am] want [E7] Oh, Listen to me!

[Am] . . Little Red [C] Riding Hood

[Dm] . I don't think little big girls should

[F] . Go walkin' in these [E7] spooky old woods [Am] alone [E7] Owwww!

[C] . . What big eyes you have

[Am] . The kind of eyes that drive wolves mad

[Dm] just to see that you don't get chased, I think I

[G7] ought to walk with you for a ways

[C] . . What cool lips you have

[Am] . They're sure to lure, someone bad so

[Dm] until you get to Grandma's place, I think you

[G7] ought to walk with me and be safe

[Am] . . I'm gonna keep my [C] sheep suit on

[Dm] . Till I'm sure that you've been shown

[F] That I can be trusted [E7] walkin' with you [Am] alone [E7] Owwww!

[Am] .. Little Red [C] Riding Hood,

[Dm] . I'd like to hold you if I could

[F] But you might think I'm a [E7] big bad wolf, so I [Am] won't [E7] Owwww!

[C] . . What a big heart I have

[Am] . The better to love you with

[Dm] . . Little Red Riding Hood

[G7] . Even bad wolves can be good

[C] . I'll try to keep satisfied

[Am] . Just to walk close by your side

[Dm] Maybe you'll see, things my way

[G7] Before we get to Grandma's place

[Am] . . Little Red [C] Riding Hood

[Dm] . You sure are lookin' good

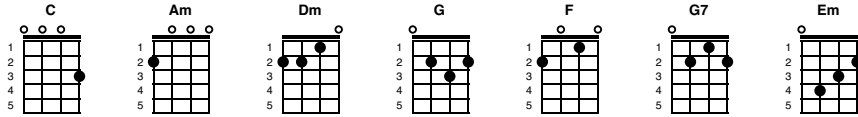
[F] You're everything a [E7] big bad wolf could [Am] want

[E7] Owwww -- I mean a [Am] baaa . . [C] [Dm] baaa . . [F] [Am]/

Loch Lomond

Scottish Traditional

Key of C



By [C] yon bonnie [Am] banks and by [Dm] yon bonnie [G] braes,
Where the [C] sun shines [Am] bright on Loch [F] Lo-[G]mond,
Where [F] me and my [C] true love were [Dm] ever wunt to [F] gae
[G7] On the [C] bonnie, bonnie [F] banks [Em] o' Loch [Dm] Lo-[G7]-[C]mond.

Chorus:

Oh, [C] ye'll take the [Am] high road and [Dm] I'll take the [G] low road,
And [C] I'll be in [Am] Scotland a-[F]fore [G] ye,
But [F] me and my [C] true love will [Dm] never meet a-[F]gain [G7]
On the [C] bonnie, bonnie [F] banks [Em] o' Loch [Dm] Lo-[G7]-[C]mond.

'Twas [C] there that we [Am]parted in [Dm] yon shady [G] glen,
On the [C] steep, steep [Am]side o'Ben [F] Lo-[G]mon',
Where [F] in purple [C] hue the [Dm] Hieland hills we [F] view,
[G7] An' the [C] moon coming [F] out [Em] in the [Dm] gloa-[G7]-[C]min'.

Chorus:

Oh, [C] ye'll take the [Am] high road and [Dm] I'll take the [G] low road,
And [C] I'll be in [Am] Scotland a-[F]fore [G] ye,
But [F] me and my [C] true love will [Dm] never meet a-[F]gain[G7]
On the [C] bonnie, bonnie [F] banks [Em] o' Loch [Dm] Lo-[G7]-[C]mond.

The [C] wee birdies [Am] sing and the [Dm] wild flowers [G] spring,
And in [C] sunshine the [Am] waters are [F] slee-[G]pin',
But [F] my broken [C] heart it [Dm] kens nae second [F] spring,
[G7] Tho' the [C] waefu' may [F] cease [Em] frae their [Dm] gree-[G7]-[C]tin'.

Chorus:

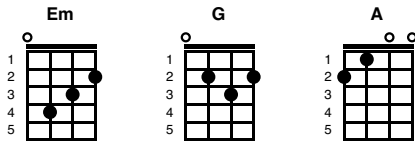
Oh, [C] ye'll take the [Am] high road and [Dm] I'll take the [G] low road,
And [C] I'll be in [Am] Scotland a-[F]fore [G] ye,
But [F] me and my [C] true love will [Dm] never meet a-[F]gain [G7]
On the [C] bonnie, bonnie [F] banks [Em] o' Loch [Dm] Lo-[G7]-[C]mond.

Lonely Boy

Key of Em

The Black Keys, ©2011

strum: Island



Intro:

[Em][Em][G][A]
[Em][Em][G][A]

Verse 1:

[Em] . . . [Em] . . Well I'm [Em] so above you, and it's [G] plain to [A] see, But I
[Em] came to love you any-[G]way
[A] . . So you [Em] tore my heart out, And I
[G] don't mind [A] bleeding
[Em] Any old time to keep me waiting [G] . waiting, [A] waiting

Chorus:

[Em] Oh, oh oh [G] I got a love that [A] keeps me waiting
[Em] Oh, oh oh [G] I got a love that [A] keeps me waiting
[Em] . I'm a lonely boy,
[G] . I'm a lonely [A] boy
[Em] Oh, oh oh [G] I got a love that [A] keeps me waiting

Verse 2:

[Em] . . . [Em] . . Well your [Em] mama kept you but your [G] daddy left [A] you, And I
[Em] should've done you just the [G] same
[A] . . But I [Em] came to love you, And I
[G] want to [A] flee
[Em] Any old time you keep me waiting [G] . waiting, [A] waiting

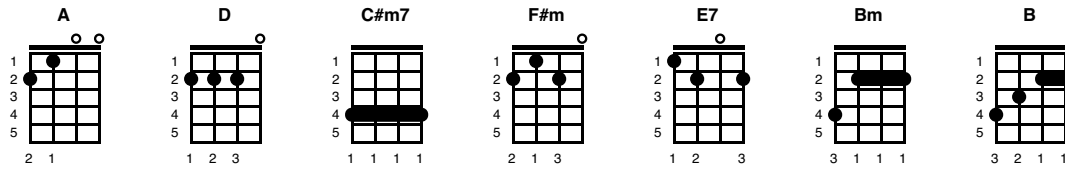
Chorus:

[Em] Oh, oh oh [G] I got a love that [A] keeps me waiting
[Em] Oh, oh oh [G] I got a love that [A] keeps me waiting
[Em] . I'm a lonely boy,
[G] . I'm a lonely [A] boy
[Em] Oh, oh oh [G] I got a love that [A] keeps me waiting [Em]/

Love Grows Where My Rosemary Goes

Key of A

Edison Lighthouse, ©1970



Intro: [A] [A] [A]

Verse 1 & 2:

[A] She ain't got no money, her [A] clothes are kind of funny
Her [D] hair is kind of wild and free
Oh but [A] love [C#m7] grows where my [F#m] Rosemary [A] goes
And [D] nobody knows like [E7] me

[A] She talks kind of lazy, and [A] people say she's crazy
[D] And her life's a mystery
Oh but [A] love [C#m7] grows where my [F#m] Rosemary [A] goes
And [D] nobody [Bm]/ knows [E7]/ like [A] me

Bridge:

[D] There's something about her [E7] hand holding [A] mine
It's a [F#m] feeling so [Bm] fine, and I [E7] just gotta [A] say, hey
She's [D] really got a [E7] magical [A] spell
And it's [F#m] workin so [B] well that I can't get [E7] away

Verse 3:

[A] I'm a lucky fella and [A] I just gotta tell her
[D] That I love her endlessly
Because [A] love [C#m7] grows where my [F#m] Rosemary [A] goes
And [D] nobody [Bm]/ knows [E7]/ like [A] me

Instrumental: [A]-[C#m7] [D]-[E7] [A] [A]

Bridge:

[D] There's something about her [E7] hand holding [A] mine
It's a [F#m] feeling so [Bm] fine and I [E7] just gotta [A] say, hey
She's [D] really got a [E7] magical [A] spell
And it's [F#m] working so [B] well that I can't get [E7] away

Verse 4:

[A] I'm a lucky fella and [A] I just gotta tell her
[D] That I love her endlessly
Because [A] love [C#m7] grows where my [F#m] Rosemary [A] goes
And [D] nobody [Bm]/ knows [E7]/ like [A] me

Outro:

[A] Love [C#m7] grows where my [F#m] Rosemary [A] goes

And [D] nobody [Bm]/ knows [E7]/ like [A] me

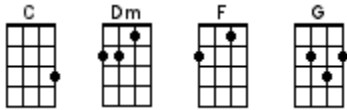
fade out

[A] Love [C#m7] grows where my [F#m] Rosemary [A] goes

And [D] nobody [Bm]/ knows [E7]/ like [A] me

Love Is All Around

Reg Presley 1967 (as recorded by The Troggs)



INTRO: / 1 2 3 4 / [C][F] / [G][F] / [C][F] / [G][F]

I [C] feel it in my [Dm] fingers
[F] I feel it [G] in my [C] toes [Dm] / [F][G]
Well [C] love is all a-[Dm]round me
[F] And so the [G] feelin' [C] grows [Dm] / [F][G]

It's [C] written on the [Dm] wind
[F] It's every-[G]where I [C] go [Dm] / [F][G]
So [C] if you really [Dm] love me
[F] Come on and [G] let it [C] show [Dm] / [F][G] / [F]↓

CHORUS:

You [F] know I love you, I [Dm] always will
My [F] mind's made up by the [C] way that I feel
There's [F] no beginning, there'll [Dm] be no end
'Cause [Dm] on my love, you [G] can depend [G]↓

I [C] see your face be-[Dm]fore me
[F] As I lay [G] on my [C] bed [Dm] / [F][G]
I [C] kinda get to [Dm] thinkin'
[F] Of all the [G] things you [C] said [Dm] / [F][G]

You [C] gave your promise [Dm] to me
[F] And I give [G] mine to [C] you [Dm] / [F][G]
I [C] need someone be-[Dm]side me
[F] In every-[G]thing I [C] do [Dm] / [F][G] / [F]↓

CHORUS:

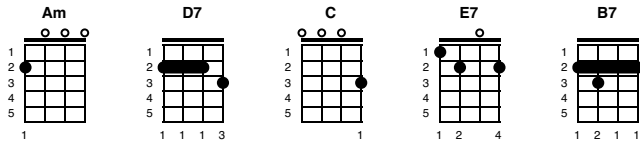
You [F] know I love you, I [Dm] always will
My [F] mind's made up by the [C] way that I feel
There's [F] no beginning, there'll [Dm] be no end
'Cause [Dm] on my love, you [G] can depend [G]↓

It's [C] written on the [Dm] wind
[F] It's every-[G]where I [C] go [Dm] / [F][G]
So [C] if you really [Dm] love me
[F] Come on and [G] let it [C] show [Dm]
[F] Come on and [G] let it [C] show [Dm]
[F] Come on and [G] let it [C] show [Dm]
[F] Come on and [G] let it [C]↓ show

Love Potion No. 9

Key of Am

Jerry Leiber and Mike Stoller, 1959 (as performed by the Clovers)



Verse 1:

[Am] [Am] / I took my troubles down to [D7] Madame Ruth
[Am] You know that lady, with the [D7] gold-capped tooth
[C] She's got a pad down on [C] Thirty-Fourth and Vine
[D7] / Selling little bottles of [E7] / Love Potion Number [Am] Nine [Am]

Verse 2:

[Am] I told her that I was a [D7] flop with chicks
[Am] I've been this way since nineteen [D7] fifty-six
She [C] looked at my palm and she [C] made a magic sign
She [D7] / said, "What you need is [E7] / Love Potion Number [Am] Nine" [Am]

Bridge:

She [D7] bent down and turned around and [D7] gave me a wink
She [B7] said, "I'm gonna make it up right [B7] here in the sink"
It [D7] smelled like turpentine, it looked like [D7] India ink
I [E7] / held my nose, I closed my eyes [E7] // I took a drink

Chorus:

[Am] I didn't know if it was [D7] day or night
[Am] I started kissing every-[D7]thing in sight
But [C] when I kissed a cop down at [C] Thirty-Fourth and Vine
He [D7] / broke my little bottle of [E7] / Love Potion Number [Am] Nine [Am]

Interlude (Bridge instrumental):

[D7] [D7] [B7] [B7] [D7] [D7]
I [E7] / held my nose, I closed my eyes [E7] // I took a drink

Chorus:

[Am] I didn't know if it was [D7] day or night
[Am] I started kissing every-[D7]thing in sight
But [C] when I kissed a cop down at [C] Thirty-Fourth and Vine
He [D7] / broke my little bottle of [E7] / Love Potion Number [Am] Nine

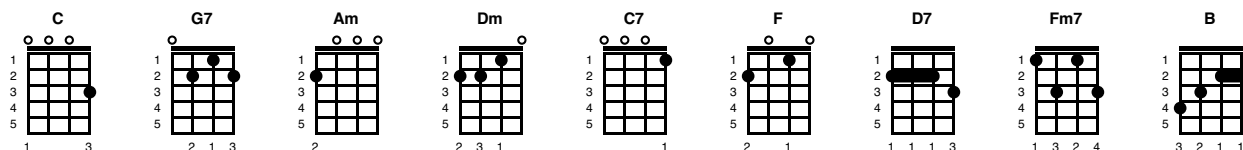
Outro:

[E7] Love Potion Number [Am] Ni-ai-ai-ai-ine
[E7] Love Potion Number [Am] Ni-ai-ai-ai-ine (slow down next line)
[E7] / Love Potion Number [Am] / Ni-ai-ai-ai-ine

L-O-V-E

Key of C

Bert Kaempfert and Milt Gabler, as recorded by Nat King Cole, ©1964



Intro: [C] [G7] [C]

Verse 1:

[C] L . . is [Am] for the way you [Dm] look . . at [G7] me . . .

[Dm] O . . is [G7] for the only [C] one . . I [C] see . . .

[C7] V . . is very, very [F] . . extraordinary

[D7] E . . is even more than

[G7]/ anyone that you adore and

[C] Love . . is [Am] all that I can [Dm] give . . to [G7] you . . .

[Dm] Love . . is [G7] more than just a [C] game . . for [C] two . . .

[C7] Two . . in love can make it, [F] take my heart and

[Fm7] please don't break it

[C] Love . . was [G7] made for me and [C] you . . . [G7]

Solo:

[C] [Am] [Dm] [G7]

[Dm] [G7] [C] [C]

[C7] [C7] [F] [Fm7]

[C] [G7] [C] [G7]

repeat Verse 1, then Outro

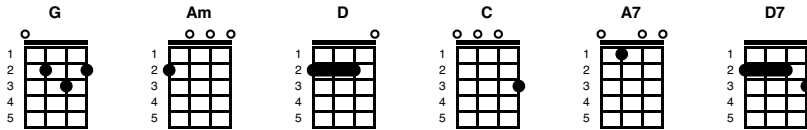
Outro:

Oh yes, [C] love . . was [G7] made for me and [C] you . . . [C]/[B]/ [C]/

MacNamaras Band

Key of G

Music by Shamus O'Connor and lyrics by John J. Stamford, ©1889



Intro: [G]// [Am]// [D]// [G]////

Oh, [G] me name is MacNamara, I'm the leader of the band
[C] Although we're few in [G] numbers, we're the [A7] finest in the [D7] land
[G] We play at wakes and weddings, and at every fancy ball
[C] And when we play the [G] funerals, we [D7] play the March from [G] Saul

Oh, [G] the drums go bang and the cymbals clang and the horns they blaze away
[C] McCarthy pumps the [G] old bassoon while I the [A7] pipes do [D7] play
And [G] Hennessee Tennessee tootles the flute and the music is something grand
A [C] credit to old [G] Ireland is [D7] MacNamara's [G] band

[G]// [Am]// [D]// [G]////

Right [G] now we are rehearsing, for a very swell affair
The [C] annual [G] celebration, all the [A7] gentry will be [D7] there
When [G] General Grant to Ireland came, he took me by the hand
Says [C] he, I never [G] saw the likes of [D7] MacNamara's [G] Band

Oh, [G] the drums go bang and the cymbals clang and the horns they blaze away
[C] McCarthy pumps the [G] old bassoon while I the [A7] pipes do [D7] play
And [G] Hennessee Tennessee tootles the flute and the music is something grand
A [C] credit to old [G] Ireland is [D7] MacNamara's [G] band

[G]// [Am]// [D]// [G]////

Oh, [G] my name is Uncle Julius, and from Sweden I did come
To [C] play with Mac-[G]Namara's Band, and [A7] beat the big bass [D7] drum
And [G] when I march along the street, the ladies think I'm grand
They [C] shout, there's Uncle [G] Julius playing [D7] with an Irish [G] band

Oh, [G] I wear a bunch of shamrocks, and a uniform of green
And [C] I'm the funniest [G] lookin' Swede that [A7] you have [D7] ever seen
There's [G] O'Brians, O'Ryan's, Sheehans and Meehans, they come from Ireland
But, by [C] yimminy, I'm the [G] only Swede in [D7] MacNamara's [G] Band

Oh, [G] the drums go bang and the cymbals clang and the horns they blaze away
[C] McCarthy pumps the [G] old bassoon while I the [A7] pipes do [D7] play
And [G] Hennessee Tennessee tootles the flute and the music is something grand
A [C] credit to old [G] Ireland is [D7] MacNamara's [G] band

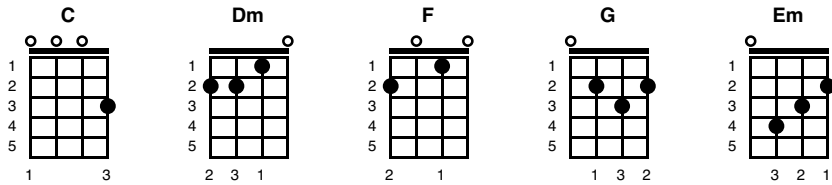
Outro: [G]// [Am]// [D]// [G]/

Maggie May

Key of C


Rod Stewart and Martin Quittenton, ©1971

playalong- <https://www.youtube.com/watch?v=h9dlG-iq3F8> (Capo on 2nd)



Intro:

[C] [Dm] [F] [C]
[C] [Dm] [F] [C]



[G] Wake up Maggie I [F] think I've got something to [C] say to you [C]
It's [G] late September and I [F] really should be [C] back at school [C]
I [F] know, I keep you a-[C]mused, but I [F] feel I'm being [G] used
Oh [Dm] Maggie I couldn't have [Em] tried, any [Dm] more [Dm]
You [Dm] led me away from [G] home, just to [Dm] save you from being a-[G]lone
You [Dm] stole my heart and [G] that's what really [C] hurts [C]

The [G] morning sun when it's [F] in your face really [C] shows your age [C]
But [G] that don't worry me [F] none, in my eyes you're [C] everything [C]
I [F] laugh at all of your [C] jokes, my [F] love you didn't need to [G] coax
Oh [Dm] Maggie I couldn't have [Em] tried, any [Dm] more [Dm]
You [Dm] led me away from [G] home, just to [Dm] save you from being a-[G]lone
You [Dm] stole my soul and that's a [G] pain I can do [C] without [C]

[G] All I needed was a [F] friend to lend a [C] guiding hand [C]
But you [G] turned into a lover and [F] mother what a lover you wore [C] me out [C]
[F] All you did was wreck my [C] bed, and in the [F] morning kick me in the [G] head
Oh [Dm] Maggie I couldn't have [Em] tried, any [Dm] more [Dm]
You [Dm] led me away from [G] home 'cause you [Dm] didn't want to be a-[G]lone
You [Dm] stole my heart I couldn't [G] leave you if I [C] tried [C]

Instrumental:

[C] [Dm] [F] [C]
[C] [Dm] [F] [C]

I [G] suppose I could coll-[F]ect my books and get on [C] back to school [C]
Or [G] steal my daddy's [F] cue and make a living out of [C] playing pool [C]
Or [F] find myself a Rock and Roll [C] band, that [F] needs a helping [G] hand
Oh [Dm] Maggie I wish I'd [Em] never seen your [Dm] face [Dm]
You made a [Dm] first class fool out of [G] me, but I'm as [Dm] blind as a fool can [G] be
You [Dm] stole my heart but I [G] love you any-[C]way [C]

[C] Maggie, I [Dm] wish, I'd [F] never seen your [C] face [C]
[C] I'll get back [Dm] home, one [F] of these [C] days [C]

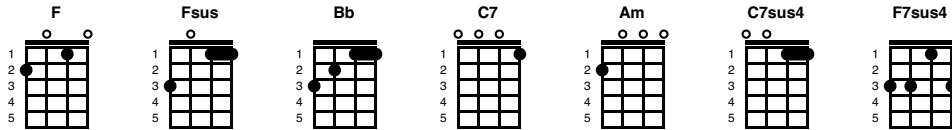
Instrumental:

[C] [Dm] [F] [C] [C]/

Make Your Own Kind of Music

Barry Mann and Cynthia Weil, ©1969

Key of F



Intro: [F] [Fsus] [F] [Fsus]

[F] Nobody can [Fsus] tell you,
[F] "There's only one [Bb] song worth [C7] singing."
[F] They may try and [Fsus] sell you, 'cause it
[Am] hangs them up to [Bb] see someone like [C7sus4] you. [C7]

But you've got to [F] make [Am] your [Bb] own kind of [C7] music,
[F] sing [Am] your [Bb] own special [C7] song
[F] Make [Am] your [Bb] own kind of [C7] music,
[Bb] even if nobody else sings a-[C7sus4]long [C7]

[F] You're gonna be [Fsus] nowhere,
[F] the loneliest [Bb] kind of [C7] lonely
[F] It may be rough [Fsus] going, just to
[Am] do your thing's the [Bb] hardest thing to [C7sus4] do [C7]

But you've got to [F] make [Am] your [Bb] own kind of [C7] music,
[F] sing [Am] your [Bb] own special [C7] song
[F] Make [Am] your [Bb] own kind of [C7] music,
[Bb] even if nobody else sings a-[C7sus4]long [C7]

[F7sus4] So, if you cannot take my [F] hand,
[F7sus4] and if you must be goin', [C7sus4] I will understand [C7]

You've got to [F] make [Am] your [Bb] own kind of [C7] music,
[F] sing [Am] your [Bb] own special [C7] song
[F] Make [Am] your [Bb] own kind of [C7] music,
even if nobody else sings a-[C7sus4]long [C7]

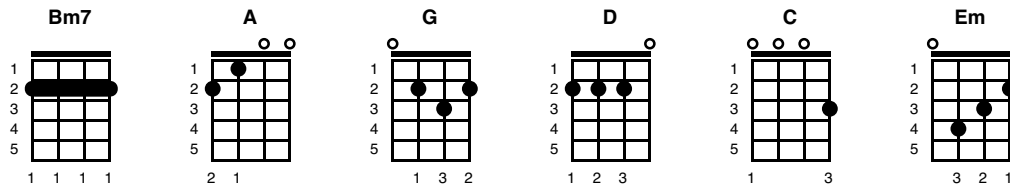
Outro: Fade out

[F] Make [Am] your [Bb] own kind of [C7] music,
even if nobody else sings a-[C7sus4]long [C7]

Maneater

Hall and Oates, ©1982

Key of Bm



Intro: 2 Island strums per chord

[Bm7] [A] [G] [A] x2

Verse 1:

[D] She'll only come out at nights, the [A] lean and hungry type
[C] Nothing is new, I've seen her here [Bm7] before
[Em] Watching and waiting, Ooh, she's [A] sittin' with you
But her eyes are on the [Bm7] door [Bm7]

Verse 2:

So [D] many have paid to see [A] What you think, you're gettin' for free
The [C] woman is wild, a she-cat tamed by the [Bm7] purr of a Jag – u - ar
[Em] Money's the matter, if you're [A] in it for love
You ain't gonna get too [Bm7] far [Bm7]

Chorus: (split into 2 parts)

[Bm7] (Oh-oh, here she comes) [A] Watch out boy she'll chew you up
[G] (Oh-oh, here she comes) She's a [A] maneater
[Bm7] (Oh-oh, here she comes) [A] Watch out boy she'll chew you up
[G] (Oh-oh, here she comes) She's a [A] maneater [A]

Interlude: [Bm7] [Bm7]

Verse 3:

I [D] wouldn't if I were you, I [A] know what she can do
She's [C] deadly man and she could really [Bm7] rip your world apart
[Em] Mind over matter, Ooh, the [A] beauty is there
But a beast is in the [Bm7] heart [Bm7]

Chorus: (split into 2 parts)

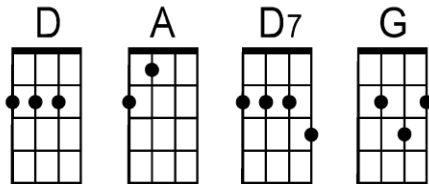
[Bm7] (Oh-oh, here she comes) [A] Watch out boy she'll chew you up
[G] (Oh-oh, here she comes) She's a [A] maneater
[Bm7] (Oh-oh, here she comes) [A] Watch out boy she'll chew you up
[G] (Oh-oh, here she comes) She's a [A] maneater

Outro: Fade out

[Bm7] (Oh-oh, here she comes) [A] She'll only come out at night
[G] (Oh-oh, here she comes) She's a [A] maneater
[Bm7] (Oh-oh, here she comes) [A] The woman is wild, ooh
[G] (Oh-oh, here she comes) She's a [A] maneater [A] [Bm7]/

Margaritaville

by Jimmy Buffett



Opening riff: D . . . | | G . . . | D . . . | |

A:-----
E:--5-5-5-3--5--5-5-5-3--5--7-7-7--5--3--2--
C:--6-6-6-4--6--6-6-6-4--6--7-7-7--6--4--2--
G:-----

D | | | |
----- Nibblin' on sponge cake, ----- watchin' the sun bake, ----
. . . . | | A . . . | |
----- all of those tour-ists covered with oil -----
. . . . | | | |
----- Strummin' my **four**-string, ----- on my front porch swing, ----
. . . . | | D . . . | D7 . . . |
----- smell those shrimp, they're be-ginnin' to boil. -----

Chorus: G | A | D . . . | D7 . . . |
----- Wastin' a-way a--gain in Marga-rita-ville, -----
G | A | D . . . | D7 . . . |
---- searching for my lost shaker of salt -----
G | A | D/ - A/ - G . .
----- Some peo-ple claim there's a wo-o-man to blame,
. . . | A . . . | G . . . | D . . . | . . . |
-- but I know ----- it's nobo-dy's fault. -----

D | | | |
----- Don't know the reason, ----- stayed here all season.
. . . . | | A . . . | |
----- Nothin' is sure but this brand new tat-too. -----
. . . . | | | |
----- But it's a real beau-ty, ----- a Mexican cutie. -----
. . . . | | D . . . | D7 . . . |
----- How it got here I haven't a clue. -----

Chorus: G | A | D . . . | D7 . . . |
----- Wastin' a-way a--gain in Marga-rita-ville, -----
G | A | D . . . | D7 . . . |
---- searching for my lost shaker of salt -----
G | A | D/ - A/ - G . .
----- Some peo-ple claim there's a wo-o-man to blame,
. . . | A . . . | G . . . | D . . . | . . . |
-- now I think, ----- hell, it could be my fault.

Instrumental: D . . . | | | | | | A . . . | |

G . . . | A . . . | D/ - A/ - | G . . . | A . . . | G . . . | D . . . | |

D | | | |

I blew out my flip-flop, ----- stepped on a pop-top,-----

. . . . | | A . . . | |

----- cut my heel had to cruise on back home. -----

. . . . | | | |

--- But there's booze in the blender, ----- and soon it will render, -----

. . . . | | D . . . | D7 . . . |

-- that frozen con-coction that helps me hang on. -----

Chorus: G | A | D . . . | D7 . . . |

----- Wastin' a-way a--gain in Marga-rita-ville, -----

G | A | D . . . | D7 . . . |

---- searching for my lost shaker of salt -----

G | A | D/ . A/ . | G . . .

----- Some peo-ple claim there's a wo-o-man to blame,

. . . | A . . . | G | D . . . | |

--- but I know ----- it's my own damn fault. -----

G | A | D/ - A/ - | G

----Yes, and, some peo-ple claim that there's a wo-o-man to blame

. . . | A . . . | G | D . . . | | G . . . | D\

And I know, it's my own damn fault. -----

A:-----

E:--5-5-5-3--5--5-5-5-3--5--7-7-7--5--3--2--

C:--6-6-6-4--6--6-6-6-4--6--7-7-7--6--4--2--

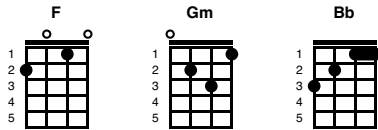
G:-----

San Jose Ukulele Club

Marry You

Bruno Mars, ©2010

Key of F



Intro: [F] [F] [Gm] [Gm] [Bb] [Bb] [F] [F]

[F] It's a beautiful night, We're looking for something [Gm] dumb to do
Hey [Bb] baby, I think I wanna marry [F] you

[F] Is it the look in your eyes, or is it this [Gm] dancing juice
Who [Bb] cares baby, I think I wanna marry [F] you

[F] Well I know this little chapel on the boulevard we can [Gm] go
No one will [Bb] know, oh come [F] on girl

[F] Who cares if we're trashed got a pocket full of cash
We can [Gm] blow, shots of pat-[Bb]ron, and it's [F] on girl

[F] Don't say no no no no no, just say

[Gm] Yeah yeah yeah yeah yeah

And we'll [Bb] go go go go go, if you're [F] ready, like I'm ready

[F] It's a beautiful night, We're looking for something [Gm] dumb to do
Hey [Bb] baby, I think I wanna marry [F] you

[F] Is it the look in your eyes, or is it this [Gm] dancing juice
Who [Bb] cares baby, I think I wanna marry [F] you

[F] I'll go get a ring let the choir bells sing like [Gm] oooh
So wotcha wanna [Bb] do, let's just [F] run girl

If we wake up and you wanna break up that's [Gm] cool
No I won't blame [Bb] you, it was [F] fun girl

[F] Don't say no no no no no, just say

[Gm] Yeah yeah yeah yeah yeah

And we'll [Bb] go go go go go, if you're [F] ready, like I'm ready

[F] It's a beautiful night, We're looking for something [Gm] dumb to do
Hey [Bb] baby, I think I wanna marry [F] you

[F] Is it the look in your eyes, or is it this [Gm] dancing juice
Who [Bb] cares baby, I think I wanna marry [F] you

[F] Just say I do-[Gm]oo, tell me right [Bb] now baby

Tell me right [F] now baby baby just say I do-[Gm]oo

Tell me right [Bb] now baby tell me right [F] now baby baby oh

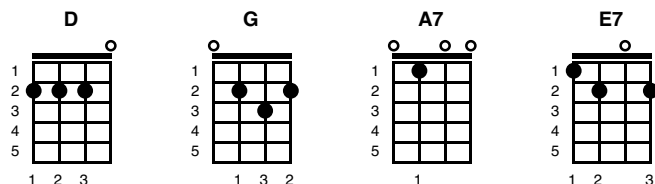
[F]/ It's a beautiful night, We're looking for something [Gm] dumb to do
Hey [Bb]/ baby, I think I wanna marry [F]/ you

[F]/ Is it the look in your eyes, or is it this [Gm]/ dancing juice
Who [Bb]/ cares baby, I think I wanna marry [F]/ you [F]/

Mickey Mouse Club March

Jimmie Dodd, ©1955

Key of D



Intro:

[D] M-I-C-[G] K-E-Y [D] M-O-[A7] U-S-[D] E

[D] Who's the leader [G] of the club that's
[E7] made for you and [A7] me?

[D] M-I-C-[G] K-E-Y [D] M-O-[A7] U-S-[D] E

[D] Hey there, Hi there, [G] Ho there!
You're as [E7] welcome as can [A7] be!

[D] M-I-C-[G] K-E-Y [D] M-O-[A7] U-S-[D] E

Mickey [G] Mouse! (Donald Duck!)
Mickey [D] Mouse! (Donald Duck!)
For-[E7]ever let us hold our banner [A7] high, high, high, high!

[D] Come along and [G] sing a song and
[E7] join the jambo-[A7]ree!
[D] M-I-C-[G] K-E-Y [D] M-O-[A7] U-S-[D] E

[D] Now it's time to [G] say goodbye to [E7] all our compa-[A7]ny
[D] M-I-C- See you real soon!
[G] K-E-Y Why? Because we like you!

slower

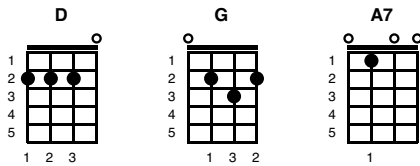
[D]/ M- O- [A7]/ U- S- [D] E [A7]/ [D]/
(roll)

Midnight Special

Traditional

Strum: Bluesy strum

Key of D



Verse 1:

[D] [D]/ Well, you wake up in the [G] mornin', you hear the work bell [D] ring
And they march you to the [A7] table, to see the same old [D] thing
Ain't no food upon the [G] table, and no pork up in the [D] pan
If you say a thing a-[A7]bout it, you get in trouble with the [D] man [D]/

Chorus:

Let the midnight [G] special shine a light on [D] me
Let the midnight [A7] special shine a light on [D] me
Let the midnight [G] special shine a light on [D] me
Let the midnight [A7] special [A7]/ shine an ever-lovin' light on [D] me [D]/

Verse 2:

Well yonder come Miss [G] Rosie, how in the world did you [D] know?
By the way she wears her [A7] a-pron, and the dress she [D] wore
Umbrella on her [G] shoulder, piece of paper in her [D] hand
She come to see the [A7] gov'n'or, she wants to free her [D] man [D]/

Chorus:

Let the midnight [G] special shine a light on [D] me
Let the midnight [A7] special shine a light on [D] me
Let the midnight [G] special shine a light on [D] me
Let the midnight [A7] special [A7]/ shine an ever-lovin' light on [D] me [D]/

Verse 3:

If you're ever in [G] Houston, well you better act [D] right
You better not [A7] gamble, and you better not [D] fight
Or the sheriff will [G] grab you, and the boys will bring you [D] down
You can bet your bottom [A7] dollar, you'll be prison [D] bound [D]/

Chorus:

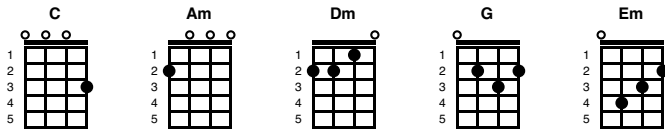
Let the midnight [G] special shine a light on [D] me
Let the midnight [A7] special shine a light on [D] me
Let the midnight [G] special shine a light on [D] me
Let the midnight [A7] special [A7]/ shine an ever-lovin' light on [D] me [D]/
Let the midnight [G] special shine a light on [D] me
Let the midnight [A7] special shine a light on [D] me
Let the midnight [G] special shine a light on [D] me
Let the midnight [A7] special [A7]/ shine an ever-lovin' light on [D] me [D]/

Molly Malone

Traditional folk, ©1876

Timing: 3/4 (waltz)

Key of C



Intro:

[C] [Am] [Dm] [G]
[C] [Em] [G] [C] [C]//

Verse 1:

In [C] Dublin's fair [Am] city where the [Dm] girls are so [G] pretty
I [C] first set my [Em] eyes on sweet [Dm] Molly Ma-[G]lone
As she [C] wheeled her wheel-[Am]barrow, down [Dm] streets broad and [G] narrow
Crying [C] "Cockles and [Em] mussels, a-[G]live, alive-[C]oh!"

Chorus:

"A-[C]live, alive-[Am]oh, a-[Dm]live, alive-[G]oh
Crying [C] "Cockles and [Em] mussels, a-[G]live, alive-[C]oh!"

Verse 2:

She [C] was a fish[Am]monger and [Dm] sure 'twas no [G] wonder
For [C] so were her father and [Dm] mother be-[G]fore
They [C] each wheeled their [Am] barrow down [Dm] streets broad and [G] narrow
Crying [C] "Cockles and [Em] mussels, a-[G]live, alive-[C]oh!"

Chorus:

"A-[C]live, alive-[Am]oh, a-[Dm]live, alive-[G]oh
Crying [C] "Cockles and [Em] mussels, a-[G]live, alive-[C]oh!"

Verse 3:

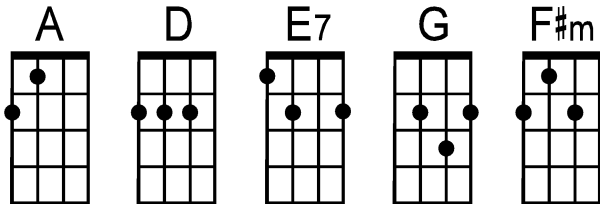
She [C] died of a [Am] fever and [Dm] no one could [G] save her
And [C] that was the [Em] end of sweet [Dm] Molly Ma-[G]lone
Now her [C] ghost wheels her [Am] barrow down [Dm] streets broad and [G] narrow
Crying [C] "Cockles and [Em] mussels, a-[G]live, alive-[C]oh!"

Chorus:

"A-[C]live, alive-[Am]oh, a-[Dm]live, alive-[G]oh
Crying [C] "Cockles and [Em] mussels, a-[G]live, alive-[C]oh!"
"A-[C]live, alive-[Am]oh, a-[Dm]live, alive-[G]oh
Crying [C] "Cockles and [Em] mussels, a-[G]live, alive-[C] oh!"

Momma Tried

by Merle Haggard (1968)



Intro: A . E7 . | A . A\

(---*Tacit*---) | A . D . | A . D .
The first thing I re-member knowin' was a lonesome whistle blowin'

| A . D . | E7 . .
And a young'n's dream of growing up to ride—

| A . D . | A . D .
On a freight train leaving town not knowin' where I'm bound

| A . E7 . | A . .
And no one could change my mind but Momma tried—

| A . D . | A . D .
One and only Rebel child from a family meek and mild

| A . D . | E7 . .
My momma seemed to know what lay in store—

| A . D . | A . D .
'Spite of all my Sunday learnin' toward the bad I kept on turnin'

| A . E7 . | A . A\
Till Momma couldn't hold me any—more—

Chorus: (---*Tacit*---) | A . . | G . A .
And I turned twenty-one in prison doing life with-out pa-role

| F#m . . | E7 . .
No one could steer me right but Momma tried, Momma tried

| A . . | D . A
Momma tried to raise me better but her pleadin' I de-nied

| . . E7 . | A . .
That leaves only me to blame cause Momma tried—

| A . D . | A . D .
Dear ole' Daddy rest his soul left my mom a heavy load

| A . D . | E7 . .
She tried so very hard to fill his shoes—

| A . D . | A . D .
Working hours without rest, wanted me to have the best

| A . E7 . | A . A\
She tried to raise me right but I re-fused—

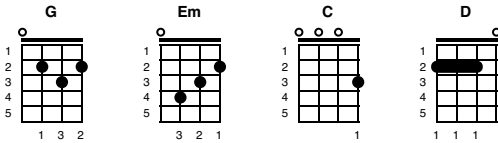
Chorus: (*---Tacit---*) | **A** . . . | **G** . **A** .
 And I turned twenty-one in prison doing life with-out pa-role
 | **F#m** . . . | **E7** . .
 No one could steer me right but Momma tried, Momma tried
 | **A** . . . | **D** . **A**
 Momma tried to raise me better but her pleadin' I de-nied
 | . . **E7** . | **A** . .
 That leaves only me to blame cause Momma tried————
 | . . **E7** . | **A** . . **E7\ A**
 That leaves only me to blame cause Momma tried————

San Jose Ukulele Club
 (v1b - 5/7/20)

Monster Mash (The)

Key of G

Bobby (Boris) Pickett, 1962 (arr. V. Walker)



Intro: [G] [G] [G] [G]

Verse 1:

I was [G] working in the lab . [G] late one night
When my [Em] eyes be-held an [Em] eerie sight
For my [C] monster from his slab be-[C]gan to rise
And [D] suddenly . . to [D] my surprise

Chorus:

(He did the [G] mash) . . He did the [G] monster mash
(The monster [Em] mash) . . It was a [Em] graveyard smash
(He did the [C] mash) . . It caught [C] on in a flash
(He did the [D] mash) . . He did the [D] monster mash

Verse 2:

From my [G] laboratory in the [G] castle east
To the [Em] master bedroom where the [Em] vampires feast
The [C] ghouls all came from their [C] humble abodes
To [D] catch a jolt from [D] my e-lec-trodes

Chorus:

(They did the [G] mash) . . They did the [G] monster mash
(The monster [Em] mash) . . It was a [Em] graveyard smash
(They did the [C] mash) . . It caught [C] on in a flash
(They did the [D] mash) . . They did the [D] monster mash

Bridge:

The [C] zombies were having [C] fun . . The [D] party had just be-[D]gun . .
The [C] guests in-cluded [C] Wolf Man . . [D]/ Dracula and his [D] son . .

Verse 3:

The [G] scene was rockin', all were [G] digging the sounds
[Em] Igor on chains, backed by [Em] his baying hounds
The [C] Coffin-Bangers were a-[C]bout to arrive
With their [D] vocal group, "The [D] Crypt-Kicker Five"

Chorus:

(They played the [G] mash) . . They played the [G] monster mash
(The monster [Em] mash) . . It was a [Em] graveyard smash
(They played the [C] mash) . . It caught [C] on in a flash
(They played the [D] mash) . . They played the [D] monster mash

Verse 4:

[G] Out from his coffin, Drac's [G] voice did ring
[Em] Seems he was troubled by [Em] just one thing
He [C] opened the lid and [C] shook his fist
And said, [D]/ "Whatever happened to my [D]/ Transylvanian Twist?"

Chorus:

(It's now the [G] mash) . . It's now the [G] monster mash
(The monster [Em] mash) . . and it's a [Em] graveyard smash
(It's now the [C] mash) . . It caught [C] on in a flash
(It's now the [D] mash) . . It's now the [D] monster mash

Verse 5:

Now [G] everything's cool, Drac's a [G] part of the band
And my [Em] monster mash is the [Em] hit of the land
For [C] you, the living, this [C] mash was meant too
When you [D]/ get to my door, tell them [D]/ Boris sent you

Chorus:

(Then you can [G] mash) . . then you can [G] monster mash
(The monster [Em] mash) . . And do my [Em] graveyard smash
(Then you can [C] mash) . . You'll catch [C] on in a flash
(Then you can [D] mash) . . Then you can monster [D] mash

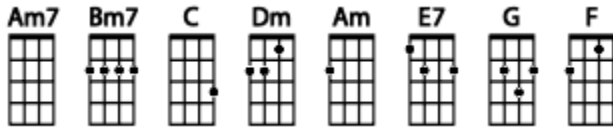
Outro:

Wha-[G]-oo . . . [G] . (monster mash)
Wha-[Em]-oo . . . [Em] . (monster mash)
Wha-[C]-oo . . . [C] . (monster mash)
Wha-[D]-oo . . . [D] . (monster mash)

Wha-[G]-oo . . . [G] . (monster mash)
Wha-[Em]-oo . . . [Em] . (monster mash)
Wha-[C]-oo . . . [C] . (monster mash)
Wha-[D]-oo . . . [D] . (monster mash) . [G]/

Moondance

Van Morrison, 1970



INTRO

Am7 . Bm7 . C . Bm7 .

Am7 . Bm7 . C . Bm7 Well it's a

Am7 . **Bm7** . **C** . **Bm7** .
marvelous night for a moon-dance with the
stars up a-bove in your eyes . . a fan-
-tabulous night to make ro-mance 'neath the
color of Octo-ber skies . and all the
leaves on the trees are fall-ing to the
sounds of the breezes that blow . . and I'm
trying to please to the call-ing of the
heartstrings that play soft and low-----**C/** You know the

Dm . . . **Am** . . .
night's magic seems to
whisper and hush-----You know the
soft moonlight seems to shine **Dm///** in your blush **E7///**

Am . Dm . Am . Dm . Am . Dm
Can I just have one more moon-dance with you-----my love-----
Am . Dm . Am . Dm . Am/ E7/
Can I just make some more ro- mance with you----- my love----- Well I

Am7 . **Bm7** . **C** **Bm7** .
want to make love to you to-night, I can't
wait till the morning has come . . and I
know now the time is just right and straight
into my arms you will run . . when you
come my heart will be waiting to be
sure that you're never a-lone . there and
then all my dreams will come true dear, there and
then I will make you my own-----**C/** And every time

Dm . . . **Am** . . .
I-----touch you, you just
Tremble-----in-side-----Then I know
Ho-----w much you want me, that **Dm///** I can't hide **E7///**

Am . Dm . Am . Dm . Am . Dm
 Can I just have one more moon-dance with you-----my love-----
 Am . Dm . Am . Dm . Am / E7/
 Can I just make some more ro- mance with you----- my love-----

Instrumental – don't sing!

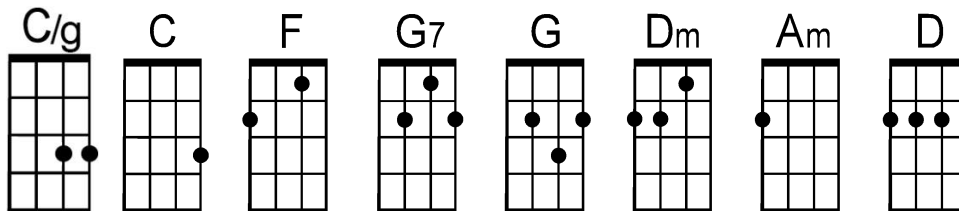
Am7	.	Bm7	.	C		Bm7	.
want to make		love to you		to-night,		I can't	
wait till the		morning has		come .		and I	
know that the		time will be		just right		and straight	
into my		arms you will		run .		when you	
come my		heart will be		waiting		to be	
sure that you're		never a-		-lone .		there and	
then all my		dreams will come		true dear,		there and	
then I will		make you my		own-SING! – C/		<u>You know the</u>	

Dm . . . Am . . .
 night's magic seems to
 whisper and hush-----You know the
 soft moonlight seems to shine **Dm///** in your blush **E7///**

Am . Dm . Am . Dm . Am . Dm
 Can I just have one more moon-dance with you-----my love-----
 Am . Dm . Am . Dm . Am . Dm
 Can I just make some more ro- mance with you----- my love-----
Am/ G/ F E7/ Dm/ Am (tremolo)
 Can I-I just ha-ave one mo-re ro-mance with you.....my love

Moonshadow

by Cat Stevens (1971)



Intro: C/g . . . | F . C . | F . G G7\ | C . C\ ---

| C/g | F . C . . | F . G G7\ | C |
Oh, I'm bein' followed by a moon—shadow, moon—sha-dow, moon—sha-dow—

C/g | F . C . . | F . G G7\ | C |
Leapin' and hoppin' on a moon—shadow, moon—sha-dow, moon—sha-dow—

| F . C . | F . C . | F . C . | Dm . G .
And if I— ev—er lose my hands— lose my— plough, lose my land

| F . C . | F . C . | Dm . G7 . | C . Am
Oh, if I— ev—er lose my hands— a-way—ay-ay—Ay—ay—Ay—ay—Ay

. | Dm . G . | C . . .
I won't have to work no-o more—

| F . C . | F . C . | F . C . | Dm . G7 .
And if I— ev—er lose my eyes— if my— colors all run dry

| F . C . | F . C . | Dm . G7 . | C . Am
Yes, if I— ev—er lose my eyes— a-way—ay-ay—Ay—ay—Ay—ay—Ay

. | Dm . G . | C . . .
I won't have to cry no-o more—

| C/g | F . C . . | F . G G7\ | C |
Yes, I'm bein' followed by a moon—shadow, moon—sha-dow, moon—sha-dow—

C/g | F . C . . | F . G G7\ | C |
Leapin' and hoppin' on a moon—shadow, moon—sha-dow, moon—sha-dow—

| F . C . | F . C . | F . C . | Dm . G .
And if I— ev—er lose my legs— I won't moan, and I won't beg

| F . C . | F . C . | Dm . G7 . | C . Am
Oh, if I— ev—er lose my legs— a-way—ay-ay—Ay—ay—Ay—ay—Ay

. | Dm . G . | C . . .
I won't have to walk no-o more—

| F . C . | F . C . | F . C . | Dm . G .
And if I— ev—er lose my mouth all my— teeth, north and south

| F . C . | F . C . | Dm . G7 . | C . Am
Yes, if I— ev—er lose my mouth, a-way—ay-ay—Ay—ay—Ay—ay—Ay

. | Dm . G7\ --- | C |
I won't have to talk.....

Instrumental: C/g . . . | F . C . | F . G G7\ | C . . . |

C/g . . . | F . C . | F . G G7\ | C . . . |

Bridge:

D | G | D | G
Did it take long to find me-e-e—? I asked the faith-ful li-i- ight—

D | G | D | G |
Did it take long to find me-e-e—? And are you gonna stay-ay the night—? I-i—i-

C/g | F . C . . | F . G G7\ | C |
I'm bein' followed by a moon— shadow, moon— sha-dow, moon— sha-dow—

C/g | F . C . . | F . G G7\ | C |
Leapin' and hoppin' on a moon— shadow, moon— sha-dow, moon— sha-dow—

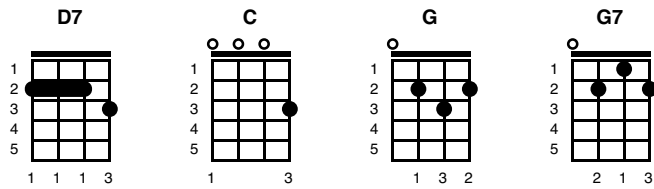
Softly: F/ --- --- --- | C/ --- --- --- |
Moon— shadow, moon— sha— dow—

Louder: F . G . | C . C\
Moon— shadow, moon— sha-dow—

Move It On Over

Hank Williams, ©1947

Key of G



Intro: [D7] [C] [G] [D7] (dudududu)

[G] Came in last night at half past ten
That baby of mine [G7] wouldn't let me in
[C] So move it on over (move it on over)
[G] Move it on over (move it on over)
Move [D7] over little dog cause the [C] big dog's moving [G] in [D7] (dudududu)

[G] She's changed the lock on my front door
My door key don't [G7] fit no more
[C] So get it on over (move it on over)
[G] Scoot it on over (move it on over)
[D7] Move over skinny dog cause the [C] fat dog's moving [G] in [D7] (dudududu)

[G] This dog house here is mighty small
But it's better than no [G7] house at all
[C] So ease it on over (move it on over)
[G] Drag it on over (move it on over)
[D7] Move over old dog cause a [C] new dog's moving [G] in [D7] (dudududu)

Instrumental: Bass solo, play softly

[G] This dog house here is mighty small
But it's better than no [G7] house at all
[C] So ease it on over (move it on over)
[G] Drag it on over (move it on over)
[D7] Move over old dog cause a [C] new dog's moving [G] in [D7] (dudududu)

[G] She told me not to play around
But I done let the deal [G7] go down
[C] So pack it on over (move it on over)
[G] Tote it on over (move it on over)
[D7] Move over nice dog cause a [C] mad dog's moving [G] in [D7] (dudududu)

[G] She warned me once, she warned me twice
But I don't take no [G7] one's advice
[C] So scratch it on over (move it on over)
[G] Shake it on over (move it on over)
[D7] Move over short dog cause the [C] tall dog's moving [G] in [D7] (dudududu)

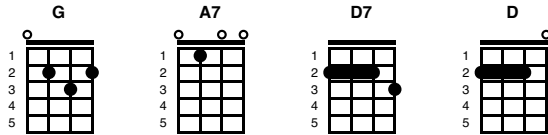
[G] She'll crawl back to me on her knees
I'll be busy [G7] scratching fleas
[C] So slide it on over (move it on over)
[G] Sneak it on over (move it on over)
[D7] Move over good dog cause a [C] bad dog's moving [G] in [D7] (dudududu)

[G] Remember pup, before you whine
That side's yours and [G7] this side's mine
[C] So shove it on over (move it on over)
[G] Sweep it on over (move it on over)
[D7] Move over cold dog cause a [C] hot dog's moving [G] in [G]/

Mr. Sun

Raffi, ©1976

Key of G



Intro: [G] [G]

Verse 1:

Oh Mister [G] Sun, Sun, [A7] Mister Golden Sun
[D7] please shine down on [G] me,
Oh Mister Sun, Sun, [A7] Mister Golden Sun,
[D7] hiding behind a tree
[G] these little children are [D] asking you to
[G] please come out so we can [D] play with you
Oh [D7] Mister [G] Sun, Sun [A7] Mister Golden Sun
[D7] Please shine down on [G] me

Kazoo (don't sing)

Oh Mister [G] Sun, Sun, [A7] Mister Golden Sun
[D7] please shine down on [G] me,
Oh Mister Sun, Sun, [A7] Mister Golden Sun,
[D7] hiding behind a tree
[G] these little children are [D] asking you to
[G] please come out so we can [D] play with you
Oh [D7] Mister [G] Sun, Sun [A7] Mister Golden Sun
[D7] Please shine down on [G] me

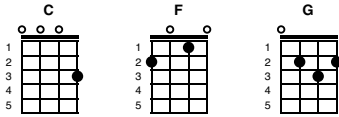
Verse 2:

Oh Mister [G] Sun, Sun [A7] Mister Golden Sun
[D7] Please shine down on [G] me,
Oh Mister Sun, Sun [A7] Mister Golden Sun,
[D7] hiding behind a tree
[G] these little children are [D] asking you to
[G] please come out so we can [D] play with you
Oh [D7] Mister [G] Sun, Sun [A7] Mister Golden Sun
[D7] please shine down on,
please shine down on,
please shine down on [G] me [G]/

My Bonnie Lies Over The Ocean

Traditional Scottish

Key of C



Intro:[C] [C]

Verse:

My [C] bonnie lies [F] over the [C] ocean [C]

My [C] bonnie lies over the [G] sea [G]

My [C] bonnie lies [F] over the [C] ocean [C]

O [F] bring back my [G] bonnie to [C] me [C]

Chorus:

[C] Bring back [F] bring back, O [G] bring back my bonnie to [C] me, to me

[C] Bring back [F] bring back, O [G] bring back my bonnie to [C] me [C]

Verse:

O [C] blow ye winds [F] over the [C] ocean [C]

O [C] blow ye winds over the [G] sea [G]

O [C] blow ye winds [F] over the [C] ocean [C]

And [F] bring back my [G] bonnie to [C] me [C]

Chorus:

[C] Bring back [F] bring back, O [G] bring back my bonnie to [C] me, to me

[C] Bring back [F] bring back, O [G] bring back my bonnie to [C] me [C]

Verse:

Last [C] night as I [F] lay on my [C] pillow [C]

Last [C] night as I lay on my [G] bed [G]

Last [C] night as I [F] lay on my [C] pillow [C]

I [F] dreamed my poor [G] bonnie was [C] dead [C]

Chorus:

[C] Bring back [F] bring back, O [G] bring back my bonnie to [C] me, to me

[C] Bring back [F] bring back, O [G] bring back my bonnie to [C] me [C]

Verse:

The [C] winds have blown [F] over the [C] ocean

[C] The [C] winds have blown over the [G] sea

[G] The [C] winds have blown [F] over the [C] ocean

[C] And [F] brought back my [G] bonnie to [C] me [C]

Chorus:

[C] Bring back [F] bring back, O [G] bring back my bonnie to [C] me, to me

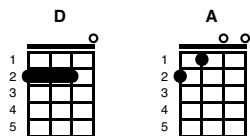
[C] Bring back [F] bring back, O [G] bring back my bonnie to [C] me [C]

My Country, 'Tis of Thee

Key of D

Lyrics by Samuel Francis Smith, ©1831

timing: Waltz, 3/4 timing



Intro: [D] [D]

[D] My country [A] 'tis of thee, [D] sweet land of liberty, [A] of Thee I [D] sing.

[D] Land where my fathers died, [A] land of the pilgrim's pride.

[D] From every mountain side [A] let freedom [D] ring!

[D] My native [A] country, thee, [D] land of the noble free, [A] Thy name I [D] love.

[D] I love thy rocks and rills, [A] Thy woods and templed hills.

[D] My heart with rapture thrills like [A] that a-[D]bove.

[D] Let music [A] swell the breeze, [D] and ring from all the trees [A] sweet freedom's [D] song.

[D] Let mortal tongues awake, [A] let all that breathe partake.

[D] Let rocks their silence break, the [A] sound pro-[D]long.

[D] Our father's [A] God, to thee, [D] author of liberty, [A] to Thee we [D] sing.

[D] Long may our land be bright [A] with freedom's holy light.

[D] Protect us by Thy might, Great [A] God, our [D] King!

My Girl

Key of C

Ronald White and Smokey Robinson, as sung by The Temptations, ©1965

Intro:

BASS ONLY

SOLO UKE ADDED

SING: I've got

A-----0--3-----0--3-----
E (3)----- (3)----- (3)----- (3)-----0--3-----0--3-----
C--0-0-----0-0-----0-0-----0-0-----0--2-----0--2-----
G-0-----0-----0-----0-----0-----

Verse 1:

[C] sunshine [F] . . on a cloudy [C] day

[F] . . . When it's [C] cold outside [F] . . . I've got the [C] month of May [F]

Chorus:

[C]// I [Dm]// guess [F]// you'd [G7]// say

[C]// What can [Dm]// make me [F]// feel this [G7]// way?

[C] My girl (My girl, [C] my girl)

Talkin 'bout, [F] my girl [G7]// My girl (2, 3)

Verse 2:

I've got [C] soooooo much [F] honey, the bees envy [C] me

[F] . . . I've got a [C] sweeter song [F] . . than the birds in the [C] trees [F]

Chorus:

[C]// I [Dm]// guess [F]// you'd [G7]// say

[C]// What can [Dm]// make me [F]// feel this [G7]// way?

[C] My girl (My girl, [C] my girl)

Talkin 'bout, [F] my girl [G7]// My girl (2, 3)

BASS ONLY

SOLO UKE ADDED

SING: I don't

A-----0--3-----0--3-----
E (3)----- (3)----- (3)----- (3)-----0--3-----0--3-----
C--0-0-----0-0-----0-0-----0-0-----0--2-----0--2-----
G-0-----0-----0-----0-----0-----

Verse 3:

[C] need no money [F] . . Fortune or [C] fame

[F] . . . I've got - [C] all the riches baby [F] . . one man can [C] claim [F]

Chorus:

[C]// I [Dm]// guess [F]// you'd [G7]// say

[C]// What can [Dm]// make me [F]// feel this [G7]// way?

[C] My girl (My girl, [C] my girl)

Talkin 'bout, [F] my girl [G7]// My girl (talkin' 'bout

Outro:

[C] my girl) I've got sunshine on a cloudy day with [F] my girl

I've [G7] even got the month of May with [C] my girl

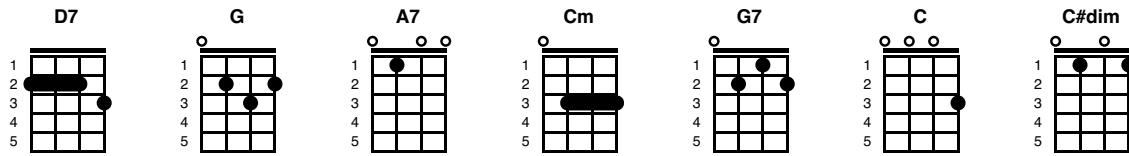
Talkin 'bout [F] my girl, [G7] talkin 'bout my [C] girl [C]/

My Wild Irish Rose

Chauncey John Olcott, ©1899

Timing: 3/4

Key of G



Intro: [D7]/ [G]/ [D7]/ [G]/ [A7]/ [D7]/ [G]/

Chorus:

My [G] wild [Cm] Irish [G] rose, [G7]
the [C] sweetest [C#dim] flower that [G] grows
You may [D7] search [G] everywhere,
but [D7] none can [G] compare
with my [A7] wild [D7] Irish [G] rose [G]
My [G] wild [Cm] Irish [G] rose, [G7]
the [C] dearest [C#dim] flower that [G] grows
Some-[D7]day for my [G] sake,
she [D7] may let me [G] take
the [A7] bloom from my [D7] wild Irish [G] rose [G]/

Verse:

If you [G] listen I'll sing you a [D7] sweet little [G] song
of a flower that's [A7] now drooped and [D7] dead
yet [G] dearer to me, yes than [D7] all of its [G] mates
though each holds [D7] aloft its proud [G] head
Twas [D7] given to me by a [G] girl that I know
since we've met, faith I've [A7] known no [D7] repose
she is [G] dearer by far than the [D7] worlds brightest [G] star
and I call her my [D7] wild Irish [G] Rose

Chorus:

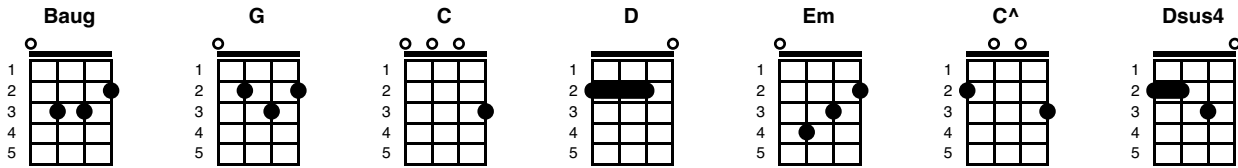
My [G] wild [Cm] Irish [G] rose, [G7]
the [C] sweetest [C#dim] flower that [G] grows
You may [D7] search [G] everywhere,
but [D7] none can [G] compare
with my [A7] wild [D7] Irish [G] rose [G]
My [G] wild [Cm] Irish [G] rose, [G7]
the [C] dearest [C#dim] flower that [G] grows
Some-[D7]day for my [G] sake,
she [D7] may let me [G] take
the [A7] bloom from my [D7] wild Irish [G] rose [G]/

No Particular Place to Go

Key of G

Chuck Berry, ©1964

Chuck Berry - <https://www.youtube.com/watch?v=XlrOMsH1JRI>



Intro: [Baug] [Baug]/

[nc] Ridin' along in my automo-[G]bile, my baby beside me at the wheel.
I stole a kiss at the turn of a [C] mile, my curiosity runnin' [G] wild.
Cruisin' and playin' the radi-[D]o... [D]/ with no particular place to [G] go. [G]/

[nc] Ridin' along in my automo-[G]bile, I was anxious to tell her the way I feel.
So, I told her softly and sin-[C]cere, and she leaned and whispered in my [G] ear.
Cuddlin' more and drivin' [D] slow..[D]/ with no particular place to [G] go. [G]/

[nc] Ridin' along in my automo-[G]bile, my baby beside me at the wheel.
I stole a kiss at the turn of a [C] mile, my curiosity runnin' [G] wild.
Cruisin' and playin' the radi-[D]o... [D]/ with no particular place to [G] go. [G]/

[nc] No particular place to [G] go, so we parked way out on the Kokomo.
The night was young and the moon was [C] gold. So, we both decided to take a [G] stroll.
Can you imagine the way I [D] felt? [D]/ I couldn't unfasten her safety [G] belt. [G]/

[nc] Ridin' along in my cala-[G]boose, still tryin' to get her belt unloose.
All the way home I held a [C] grudge, but the safety belt just wouldn't [G] budge.
Cruisin' and playin' the radi-[D]o... [D]/ with no particular place to [G] go.
[G]/ [C]/ [G]/

optional:

when playing a [G], alternate between [G] and [Em] (use your pinky)

when playing a [C], alternate between [C] and [C^]

when playing a [D], alternate between [D] and [Dsus4]

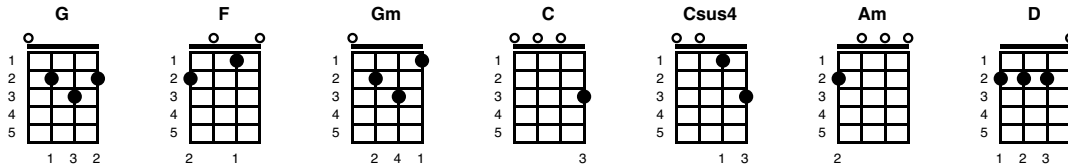
Norwegian Wood

Beatles, ©1965

Timing: 3/4

Strum Pattern: D DU DU

Key of G



Intro: (2x)

	[G]	[G]	[G]	[G]	[G]	[F] (riff)	[G]	[G]
A	-5-----	-7--5--3--	-2-----	-0--3--2--	-----	-----3-----	-----	-----
E	-----	-----	-----	-----	-3-----	-1-----0--	-----	-----
C	-----	-----	-----	-----	-----	-----	-2-----	-----
G	-----	-----	-----	-----	-----	-----	-----	-----

[G] I . . once had a girl . . or should I say . . [F] she once had [G] me, (riff) [G]
[G] She . . showed me her room . . isn't it good .. [F] Norwegian [G] wood . .

Bridge:

[G] . . She [Gm] asked me to stay, And she told me to sit any-[C] where . . [C] [Csus4] [C] . . So
[Gm] I looked around and I noticed there wasn't a [Am] chair . . [Am] [D] [D]

[G] I . . sat on a rug . . biding my time . . [F] drinking her [G] wine, (riff) [G]
[G] We . . talked until two . . and then she said . . [F] it's time for [G] bed . . [G]

(Repeat Intro tabs x2)

Bridge:

She [Gm] told me she worked in the morning, And started to [C] laugh . . [C] [Csus4] [C] . . I
[Gm] told her I didn't and crawled off to sleep in the [Am] bath . . [Am] [D] [D]

[G] And . . when I awoke . . I was alone . . [F] this bird had [G] flown . . (riff) [G]
[G] So . . I lit a fire . . isn't it good . . [F] Norwegian [G] wood . . [G]

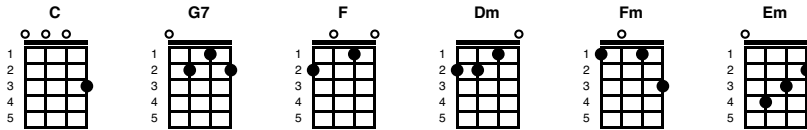
Outro:

	[G]	[G]	[G]	[G]	[G]	[F]	[G] /
A	-5-----	-7--5--3--	-2-----	-0--3--2--	-----	-----3-----	---
E	-----	-----	-----	-----	-3-----	-1-----0--	---
C	-----	-----	-----	-----	-----	-----	-2--
G	-----	-----	-----	-----	-----	-----	---

Nowhere Man

Lennon-McCartney, ©1965 (The Beatles)

Key of C



Intro: [C] [C]

[C]/ He's a real [G7]/ nowhere man
[F]/ Sitting in his [C]/ nowhere land
[Dm] Making all his [Fm] nowhere plans for [C] nobody [C]

[C] Doesn't have a [G7] point of view
[F] Knows not where he's [C] going to
[Dm] Isn't he a [Fm] bit like you and [C] me [C]

Nowhere [Em] man, please [F] listen
You don't [Em] know what you're [F] missing
Nowhere [Em] man, the [Dm] wo-o-o-orld is [Dm] at your command [G7]

Instrumental:

[C] Doesn't have a [G7] point of view
[F] Knows not where he's [C] going to
[Dm] Isn't he a [Fm] bit like you and [C] me [C]

[C] He's as blind as [G7] he can be
[F] Just sees what he [C] wants to see
[Dm] Nowhere man can [Fm] you see me at [C] all [C]/

Nowhere [Em] man, don't [F] worry
Take your [Em] time, don't [F] hurry
Leave it [Em] all, 'til [Dm] somebody else, [Dm] lends you a hand [G7]

[C] Doesn't have a [G7] point of view
[F] Knows not where he's [C] going to
[Dm] Isn't he a [Fm] bit like you and [C] me [C]

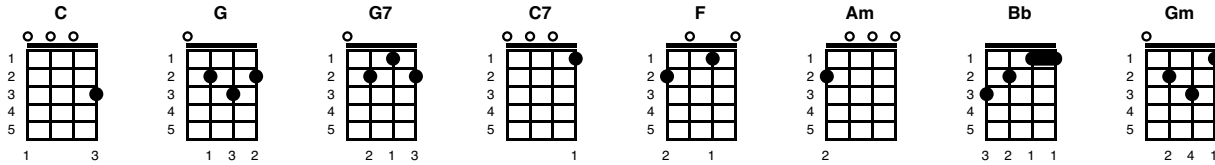
Nowhere [Em] man, please [F] listen
You don't [Em] know what you're [F] missing
Nowhere [Em] man, the [Dm] wo-o-o-orld is [Dm] at your command [G7]

[C]/ He's a real [G7]/ nowhere man
[F]/ Sitting in his [C]/ nowhere land
[Dm] Making all his [Fm] nowhere plans for [C] nobody [C]
[Dm] Making all his [Fm] nowhere plans for [C] nobody [C]
[Dm] Making all his [Fm] nowhere plans for [C] nobody [C]/

Ob La Di Ob La Da

Beatles, Lennon-McCartney, ©1968

Key of C



Intro: [C] [C] [C] [C]

Verse 1:

[C] Desmond has a barrow in the [G] market place
[G7] Molly is the singer in a [C] band . . .
[C7] Desmond says to Molly "girl I [F] like your face," And Molly
[C]// says this as she [G7]// takes him by the [C] hand . .

Chorus:

Ob-la-[C]di ob-la-da life goes [G]// on [Am]// bra
[F]// La-la how the [G7]// life goes [C] on . .
Ob-la-[C]di ob-la-da life goes [G]// on [Am]// bra
[F]// La-la how the [G]// life goes [C] on . . .

Verse 2:

[C] Desmond takes a trolley to the [G] jewelers store
[G7] Buys a twenty carat golden [C] ring . . .
[C7] Takes it back to Molly waiting [F] at the door, And as he
[C]// gives it to her she [G7]// begins to [C] sing . . .

Chorus:

Ob-la-[C]di ob-la-da life goes [G]// on [Am]// bra
[F]// La-la how the [G7]// life goes [C] on . .
Ob-la-[C]di ob-la-da life goes [G]// on [Am]// bra
[F]// La-la how the [G]// life goes [C] on . .

Bridge:

[F] . In a couple of years they have [F] built a home sweet [C] home [Bb] [Am] [Gm]
[F] . With a couple of kids running [F] in the yard of [C] Desmond and Molly [G7] Jones (ha ha ha ha)

Verse 3:

[C] Happy ever after in the [G] market place
[G7] Desmond lets the children lend a [C] hand . . .
[C7] Molly stays at home and does her [F] pretty face, And in the
[C]// evening she still [G7]// sings it with the [C] band . .

Chorus:

Ob-la-[C]di ob-la-da life goes [G]// on [Am]// bra
[F]// La-la how the [G7]// life goes [C] on
Ob-la-[C]di ob-la-da life goes [G]// on [Am]// bra
[F]// La-la how the [G]// life goes [C] on . . .

Bridge:

[F] . In a couple of years they have [F] built a home sweet [C] home [Bb] [Am] [Gm]
[F] . With a couple of kids running [F] in the yard of [C] Desmond and Molly [G7] Jones (ha ha ha ha)

Verse 4:

[C] Happy ever after in the [G] market place
[G7] Molly lets the children lend a [C] hand . . .
[C7] Desmond stays at home and does his [F] pretty face, And in the
[C]// evening she still [G7]// sings it with the [C] band . .

Chorus:

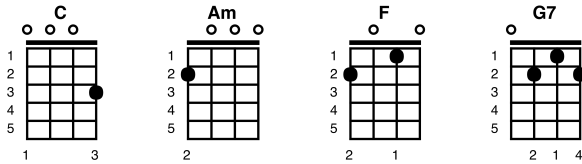
Ob-la-[C]di ob-la-da life goes [G]// on [Am]// bra
[F]// La-la how the [G7]// life goes [C] on
Ob-la-[C]di ob-la-da life goes [G]// on [Am]// bra
[F]// La-la how the [G]// life goes [C] on . .

[nc] And if you want some fun! Take [G7]// ob-la-di ob-la-[C]/da!

Octopus's Garden

Beatles, ©1969

Key of C



Every chord is 8 beats, except at the end of the chorus where there is a ^ gets 4 beats

Intro: [C] [Am] [F] [G7]

Verse 1:

[C] I'd like to be [Am] under the sea, In an
[F] octopus's garden in the [G7] shade
[C] He'd let us in, [Am] knows where we've been, In his
[F] octopus's garden in the [G7] shade

Chorus:

[Am] I'd ask my friends, to come and see
[F] An octopus's [G7] garden with me
[C] I'd like to be [Am] under the sea, In an
[F]^ octopus's [G7]^ garden in the [C] shade

Verse 2:

[C] We would be warm [Am] below the storm, In our
[F] little hideaway beneath the [G7] waves
[C] Resting our head [Am] on the sea bed, In an
[F] octopus's garden near a [G7] cave

Chorus:

[Am] We would sing and dance around
[F] Because we know we [G7] can't be found
[C] I'd like to be [Am] under the sea, In an
[F]^ octopus's [G7]^ garden in the [C] shade

Verse 3:

[C] We would shout [Am] and swim about, The
[F] coral that lies beneath the [G7] waves (Lies beneath the ocean waves)
[C] Oh what joy for [Am] every girl and boy
[F] Knowing they're happy and they're [G7] safe (Happy and they're safe)

Chorus:

[Am] We would be so happy you and me

[F] No one there to tell us what to [G7] do

[C] I'd like to be [Am] under the sea

In an [F]^ octopus's [G7]^ garden with [Am] you

In an [F]^ octopus's [G7]^ garden with [Am] you

In an [F]^ octopus's [G7]^ garden with [C] you [C]/ [G7]/ [C]/

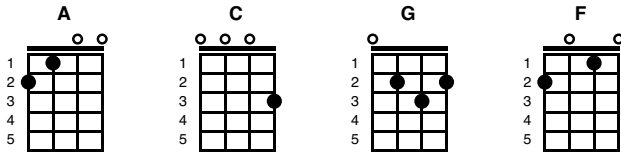
Old Town Road

Key of A

Lil Nas X & Billy Ray Cyrus, ©2019

Rock strum: D d D du

pick: 421 3 21 3



Intro (pick): [A] [C] [G] [F], [A] [C] [G] [F]

Chorus (pick):

Yeah, I'm going to [A] take my horse to the [C] old town road, I'm gonna [G] . ride 'til I [F] can't no more
I'm going to [A] take my horse to the [C] old town road, I'm gonna [G] . ride 'til I [F] can't no more

Verse:

I got the [A] horses in the back, [C] Horse tack is attached
[G] Hat is matte black, got the [F] boots that's black to match
[A] Ridin' on a horse, ha [C] You can whip your Porsche
[G] I been in the valley, you ain't [F] been up off that porch, now

Prechorus:

[A] Can't nobody tell me [C] nothin' [G] You can't tell me [F] nothin'
[A] Can't nobody tell me [C] nothin' [G] You can't tell me [F] nothin'

Chorus:

Yeah, I'm going to [A] take my horse to the [C] old town road, I'm gonna [G] . ride 'til I [F] can't no more
I'm going to [A] take my horse to the [C] old town road, I'm gonna [G] . ride 'til I [F] can't no more

Verse: ([X] = knock)

[A]/ Hat down, [X] cross town [C]/ livin' like a [X] rockstar
[G]/ Spent a lot of [X] money on my [F]/ brand new [X] guitar
[A]/ Baby's got a [X] habit, diamond [C]/ rings & Fendi [X] sportsbras,
[G]/ Ridin' down [X] Rodeo in my [F]/ Maserati [X] sportscar
[A] Got no stress, I've been [C] through all that I'm like a
[G] Marlboro Man so I [F] kick on back
Wish I could [A] roll on back to that [C] old town road, I wanna [G] . ride 'til I [F]/ can't no more

Chorus:

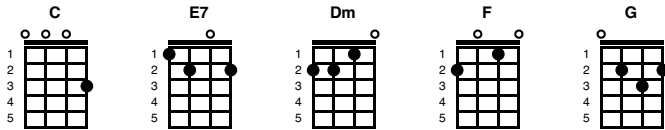
Yeah, I'm going to [A] take my horse to the [C] old town road, I'm gonna [G] . ride 'til I [F] can't no more
I'm going to [A] take my horse to the [C] old town road, I'm gonna [G] . ride 'til I [F] can't no more

Outro (pick): [A] [C] [G] [F], [A] [C] [G] [F] [A]/

On the Road Again

Willie Nelson, ©1980

Key of C



Intro: [C] [C] [C] [C]

On the [C] road again, just can't wait to get on the [E7] road again
The life I love is making [Dm] music with my friends
And [F] I can't wait to get [G] on the road a-[C]gain

On the [C] road again, goin' places that I've [E7] never been
Seein' things that I may [Dm] never see again
And [F] I can't wait to get [G] on the road a-[C]gain

On the [F] road again, like a band of gypsies we go down the [C] highway
We're the [F] best of friends, insisting that the world keep turning [C] our way and [G] our way [G]/

On the [C] road again, just can't wait to get on the [E7] road again
The life I love is making [Dm] music with my friends
And [F] I can't wait to get [G] on the road a-[C]gain

Solo (don't sing):

On the [C] road again, just can't wait to get on the [E7] road again
The life I love is making [Dm] music with my friends
And [F] I can't wait to get [G] on the road a-[C]gain

On the [C] road again, goin' places that I've [E7] never been
Seein' things that I may [Dm] never see again
And [F] I can't wait to get [G] on the road a-[C]gain

Sing:

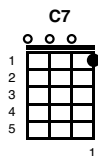
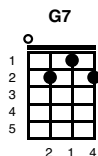
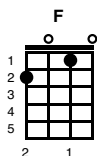
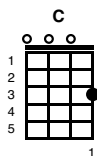
On the [F] road again, like a band of gypsies we go down the [C] highway
We're the [F] best of friends insisting that the world keep turning [C] our way and [G] our way [G]/

On the [C] road again, just can't wait to get on the [E7] road again
The life I love is making [Dm] music with my friends
And [F] I can't wait to get [G] on the road a-[C]gain
And [F] I can't wait to get [G] on the road a-[C]gain [C]/ [G]/ [C]/

On Top of Spaghetti

Key of C

Tom Glazer, folk singer first performed this in 1963, sung to the tune of traditional "On Top of Old Smoky"



3 1 4

[C] On top of spa-[F]ghetti, all covered with [C] cheese
I lost my poor [G7] meatball - when somebody [C] sneezed [C7]

[C7] It rolled off the [F] table and on to the [C] floor
And then my poor [G7] meat-ball - rolled out of the [C] door [C7]

[C7] It rolled in the [F] garden, and under a [C] bush
And then my poor [G7] meatball - was nothing but [C] mush [C7]

[C7] The mush was as [F] tasty, as tasty could [C] be
And then the next [G7] summer - it grew into a [C] tree [C7]

[C7] The tree was all [F] covered, all covered with [C] moss
And on it grew [G7] meatballs - and tomato [C] sauce [C7]

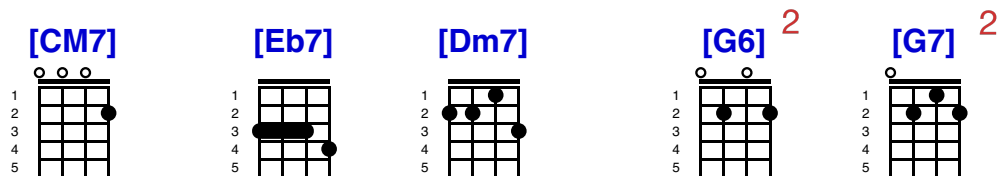
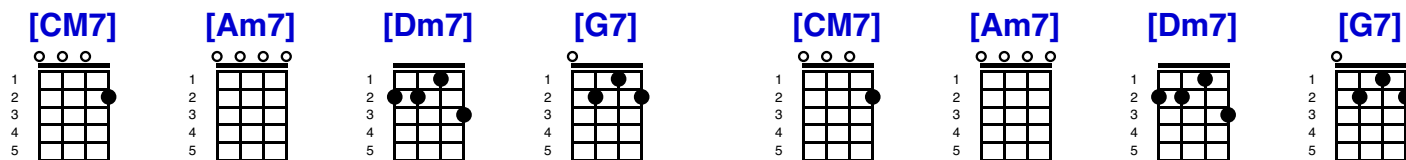
[C7] When you eat spa-[F]ghetti, all covered with [C] cheese
Hold on to your [G7] meatball - whenever you [C] sneeze [C]/

Our Day Will Come

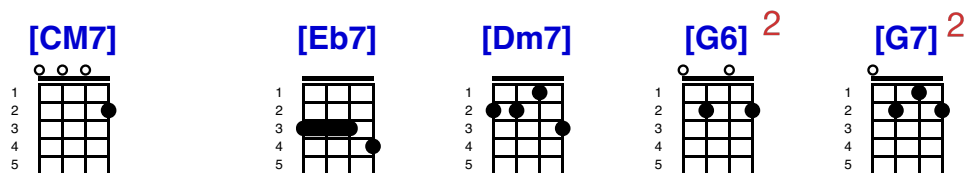
Key of C

Mort Garson with lyrics by Bob Hilliard, recorded by Ruby & the Romantics, ©1963

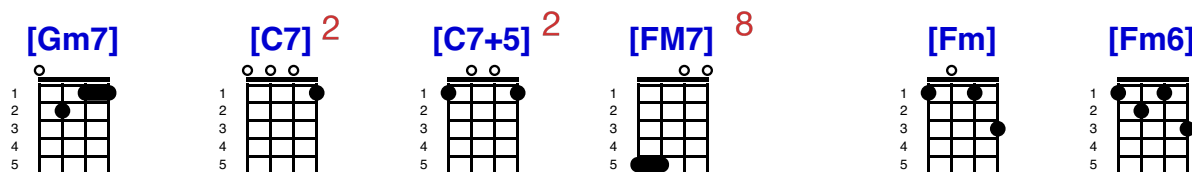
Intro: (4 beats per  chord unless noted)



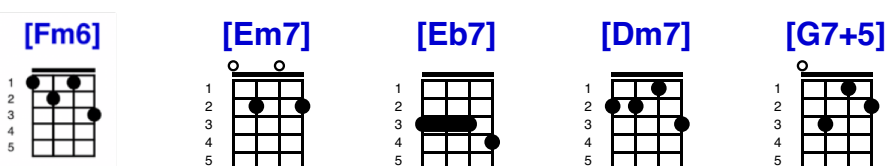
. Our day will come and we'll have every- thing



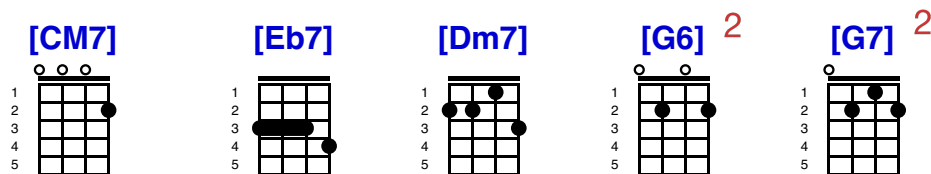
. We'll share the joy falling in love can bring



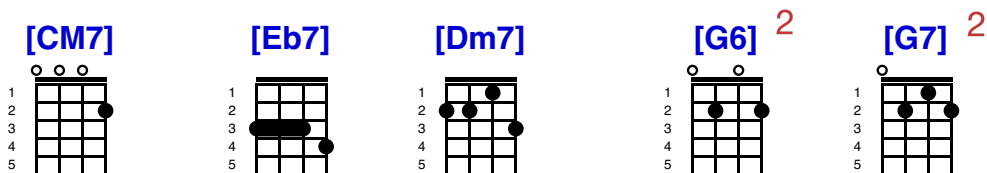
No one can tell me that I'm too young to know I love you so



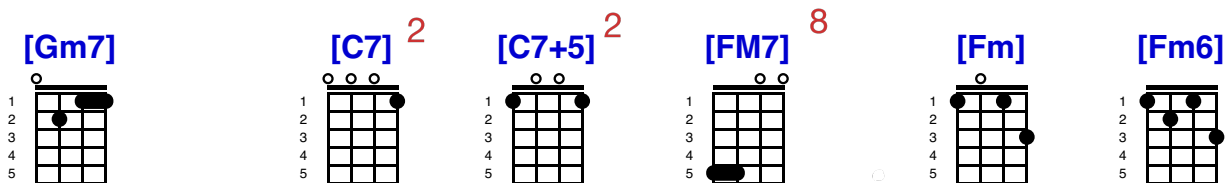
. And you love me



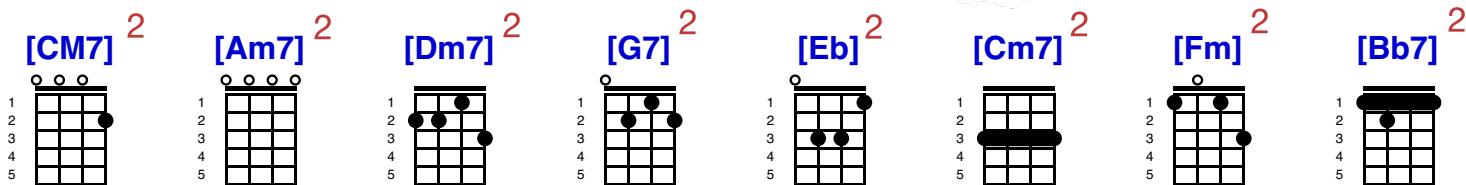
. Our day will come if we just wait a while



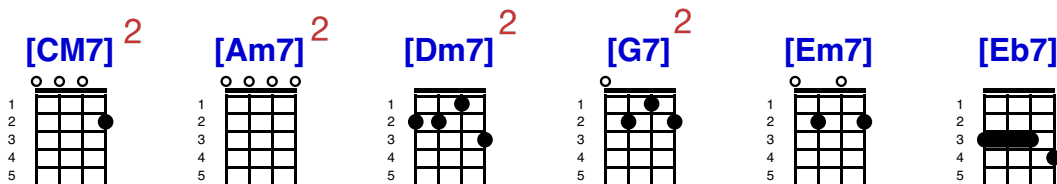
. No tears for us think love and wear a smile



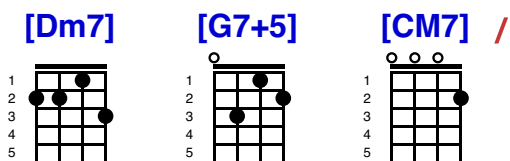
. Our dreams have magic be- cause we'll always stay in love this way



Our day Our day



Our day will come

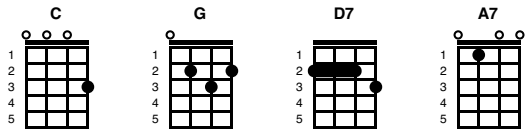


Over the River and Through the Woods

Lydia Maria Child, ©1844

Timing: 4/4

Key of G



Intro:

Hoo-**[C]**ray for the fun, is the **[G]** pudding done? Hoo-ray for the **[D7]** pumpkin **[G]** pie

Verse 1:

[G] Over the river and through the woods, to **[C]** Grandmother's house we **[G]** go
The **[D7]** horse knows the way to **[G]** carry the sleigh through **[A7]** white and drifted **[D7]** snow
[G] Over the river and through the woods, oh **[C]** how the wind does **[G]** blow
It **[C]** stings the toes and **[G]** bites the nose as **[G]** over the **[D7]** ground we **[G]** go

Interlude (each chord gets 4 beats):

[C] [G] [D7] [G]

Verse 2:

[G] Over the river and through the woods, to **[C]** have a first rate **[G]** play
Oh, **[D7]** hear the bells ring, **[G]** ting-a-ling ling, **[A7]** hurrah for Thanksgiving **[D7]** Day
[G] Over the river and through the woods, **[C]** trot fast my dapple **[G]** gray
[C] Spring o'er the ground, **[G]** like hunting hound, for **[D7]** this is Thanksgiving **[G]** Day!

Interlude (each chord gets 4 beats):

[C] [G] [D7] [G]

Verse 3:

[G] Over the river and through the woods, and **[C]** straight through the barnyard **[G]** gate
It **[D7]** seems that we go so **[G]** dreadfully slow, **[A7]** it's so hard to **[D7]** wait
[G] Over the river and through the woods, now **[C]** Grandmother's cap I **[G]** spy
Hoo-**[C]**ray for the fun, is the **[G]** pudding done? Hoo-ray for the **[D7]** pumpkin **[G]** pie

Hoo-**[C]**ray for the fun, is the **[G]** pudding done?
Hoo-ray for the **[D7]** pumpkin **[G]** pie **[C] [G] [D7] [G]/**

Paint it Black

Rolling Stones ©1966

Key of Dm

Intro:

	[Dm] /	[Dm] /	[A] /	[A] / [A] / 3 4
A	-----	-----	-----	-----
E	-----0-----1-----	-----3-----1-----0-----	-----0-----	-----
C	-----2-----	-----2-----	-----2-----1-----2-----	-----2-----1-----
G	--x-----	-----	-----	-----

(Strum on muted strings D-dududu)

[Dm] [Dm] [Dm] [Dm]

(1/2 continue muted, 1/2 strum on open strings)

[Dm] [Dm] [Dm] [Dm]

(Intro riff with strumming x 2)

[Dm] [Dm] [A] [A], [Dm] [Dm] [A] [A]

Verse 1, 2 & 3:

[Dm] . I see a [Dm] red door and I [A] want it painted [A] black

[Dm] . No colors [Dm] anymore, I [A] want them to turn [A] black

[Dm] . I [C] see the [F] girls walk [C] by, dressed [Dm] in their summer [Dm] clothes

[Dm] . I [C] have to [F] turn my [C] head, un-[G]til my darkness [A] goes

[Dm] . I see a [Dm] line of cars and [A] they're all painted [A] black

[Dm] . With flowers [Dm] and my love both [A] never to come [A] back

[Dm] . I [C] see people [F] turn their [C] heads and [Dm] quickly look a-[Dm]way

[Dm] . Like a [C] newborn [F] baby, [C] it just [G] happens every [A] day

[Dm] . I look [Dm] inside myself and [A] see my heart is [A] black

[Dm] . I see my [Dm] red door, I must [A] have it painted [A] black

[Dm] . Maybe [C] then I'll [F] fade a-[C]way and [Dm] not have to face the [Dm] facts

[Dm] . It's not [C] easy [F] facin' [C] up when [G] your whole world is [A] black

Verse 4 (note the single strums):

[Dm]/ . No more will [Dm]/ my green sea go [A]/ turn a deeper [A]/ blue

[Dm]/ . I could not [Dm]/ foresee this thing [A]/ happening to [A]/ you

[Dm] . If [C] I look [F] hard e-[C]nough in-[Dm]to the setting [Dm] sun

[Dm] . My [C] love will [F] laugh with [C] me be-[G]fore the morning [A] comes

Verse 5:

[Dm] . I see a [Dm] red door and I [A] want it painted [A] black

[Dm] . No colors [Dm] anymore, I [A] want them to turn [A] black

[Dm] . I [C] see the [F] girls walk [C] by, dressed [Dm] in their summer [Dm] clothes

[Dm] . I [C] have to [F] turn my [C] head, un-[G]til my darkness [A] goes

Outro (4 beats per chord - melody "ooo's):

[Dm] [Dm] [A] [A], [Dm] [Dm] [A] [A]

(add harmony)

[Dm] [Dm] [A] [A], [Dm] [Dm] [A] [A]

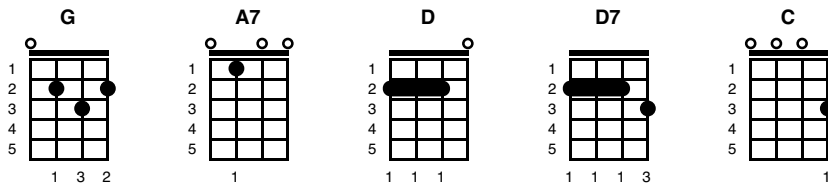
(change ooo's to "aaah's")

[Dm] [Dm] [A] [A], [Dm] [Dm] [A] [A] [Dm]/

Pennsylvania Polka

Key of D

Lester Lee and Zeke Manners, ©1942



Intro:

[G]// Everybody [A7]// has a [D] mania, to do the [A7] polka from Pennsylv-[D]vania

[D] Strike up the music the band has begun, (4 claps)

[D] The Pennsylvania [A7] polka.

[A7] Pick out your partner and join in the fun, (4 claps)

[A7] The Pennsylvania [D] polka.

It [D] started in Scranton, it's now number one, (4 claps)

[D] It's bound to enter-[G]tain ya

[G]// Everybody [A7]// has a [D] mania, to do the [A7] polka from Pennsylv-[D]vania

[G] While they're dancing, everybody's [D7] cares are quickly gone

[D7] Sweet romancing, this goes on and [G] on until the dawn

[G] They're so carefree, gay with laughter [D7] happy as can be

They [C] stop to have a beer, then the [G] crowd begins to cheer

They [D7] kiss and then they start to dance [G] again

[D] Strike up the music the band has begun, (4 claps)

[D] The Pennsylvania [A7] polka.

[A7] Pick out your partner and join in the fun, (4 claps)

[A7] The Pennsylvania [D] polka.

It [D] started in Scranton, it's now number one, (4 claps)

[D] It's bound to enter-[G]tain ya

Outro:

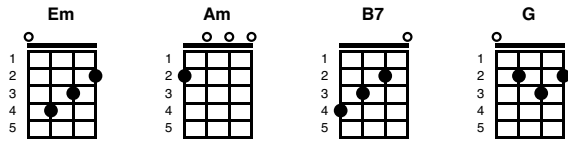
[G]// Everybody [A7]// has a [D] mania, to do the [A7] polka from Pennsylv-[D]vania

People are Strange

Key of Em

Jim Morrison, The Doors, ©1967

The Dead South - <https://youtu.be/v4YQJ6KuWvQ?feature=shared>



Intro: [Em] tremolo x2

Bass riff

A | 2-0----- |
E | ----3-2- |

A | ----- | 020----- | 020----- | ----- | ----- | 020----- | 020----- | ----- |
E | 020-30-- | ----3-0- | ----3-0- | 232--0-- | 020-30-- | ----3-0- | ----3-0- | 232--0-- |

[Em] [Am] [Em] [Am] [Em] [B7] [Em] [Em] [Am] [Em] [Am] [Em] [B7] [Em]
A | ----- | 020----- | 020----- | ----- | ----- | 020----- | 020----- | ----- |
E | 020-30-- | ----3-0- | ----3-0- | 232--0-- | 020-30-- | ----3-0- | ----3-0- | 232--0-- |

[Em] People are strange [Am] when you're a [Em] stranger
[Am] Faces look [Em] ugly [B7] when you're [Em] alone
[Em] Women seem wicked [Am] when you're [Em] unwanted
[Am] Streets are un-[Em]even [B7] when you're [Em]/ down

[nc] When you're [B7] strange [G] Faces come out in the [B7]// rain
When you're [B7] strange [G] No one remembers your [B7]// name
When you're [B7] strange, when you're [B7] strange, when you're [B7] s t r a n g e Bass riff

Instrumental:

[Em] [Am] . . [Em] . . [Am] . . [Em] . . [B7] . . [Em] . .

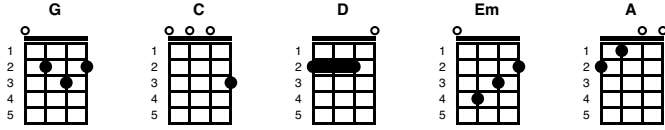
[Em] People are strange [Am] when you're a [Em] stranger
[Am] Faces look [Em] ugly [B7] when you're [Em] alone
[Em] Women seem wicked [Am] when you're [Em] unwanted
[Am] Streets are un-[Em]even [B7] when you're [Em]/ down

[nc] When you're [B7] strange [G] Faces come out in the [B7]// rain
When you're [B7] strange [G] No one remembers your [B7]// name
When you're [B7] strange, when you're [B7] strange,
When you're (pause) [B7]/ s t r a n g e Bass riff [Em]/
(hold out)

Play the Uke (All Day)

Key of G

original "Bang the Drum All Day" Todd Rundgren, ©1983, parody by Lori Mitchell, ©2024
Chuckling Island Strum: D XU UXU



Intro:

[G] [C] [G] [C] [G] [C] [G] [C]

[G] I don't want to [C] work, I just want to [G] play on the uke all [C] day!
[G] I won't go [C] away, I just want to [G] play on my uke all [C] day... (Listen to this!)
[D] Ever since I [D] got my four-string, [Em] I don't care who hears me, [Em] I just have to sing!
[D] I get my hands on my [D] ukulele, [A] I strum on that thing as it
[C]/ Makes [C]/ me [C]/ feel [C]/ free! [C]/ Cuz . . .

[G] I don't want to [C] work, I just want to [G] play on the uke all [C] day! (Yes, I do!)
[G] I won't go [C] away, I just want to [G] play on my uke all [C] day. (Uh huh!)
[D] I strum, I chuck, I [D] fingerpick, too, [Em] High G, low G, any [Em] uke will do
[D] A uke in my hands and [D] I've got it made
[A] My riffs are so hot, the [C]/ sun [C]/ has to [C]/ wear [C]/ shades! [C]/ AND . . .

[G] I don't want to [C] work, I just want to [G] play on the uke all [C] day! (Hey! Why not!)
[G] I won't go [C] away, I just want to [G] play on my uke all [C] day. (That's right!)

Interlude:

clap, clap, clap, clap, clap, clap, clap, clap

[G] [C] [G] [C]

[G] Hey! Hey! [C] Hey! Hey! [G] Ooo, ooo, [C] Ooo, ooo

[G] [C] [G] [C] (Sing with me!)

[G] I don't want to [C] work, I just want to [G] play on the uke all [C] day!
[G] I won't go [C] away, I just want to [G] play on my uke all [C] day. (And another pluckin' thing...)
[D] Every day when I [D] get home from work, [Em] I feel so frustrated, [Em] I just go berserk!
[D] I strum a song then [D] play chord melody
[A] As my stress melts away, [C]/ it's [C]/ great [C]/ thera-[C]/py! (And [C]/ that's why...)

[G] I don't want to [C] work, I just want to [G] play on the uke all [C] day! (That's right!)
[G] I won't go [C] away, I just want to [G] play on my uke all [C] day.
[G] I don't want to [C] work, I just want to [G] play on the uke all [C] day! (Hey! Why not!)

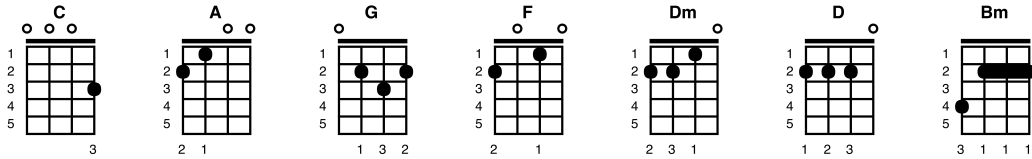
fade

[G] I don't want to [C] work, I just want to [G] play on the uke all [C] day! (Yes, I do!)
[G] I don't want to [C] work, I just want to [G] play on the uke all [C] day!

Proud Mary

Creedence Clearwater Revival, ©1969

Key of D



Intro:

[C] d u d [A] u u u [C] d u d [A] u u u [C] d u d [A] u [G] u [F] u [Dm] u [F] d [D] u
[D] dudududu [D] dudududu

Verse 1:

[D] Left a good job in the city . . .
[D] Working for the man every night and day .
[D] But I never lost one minute of sleep-ing
[D] Worrying 'bout the way that things might have been .

Chorus:

[A] Big wheel keep on turn-ing . . [Bm] Proud Mary keep on [G] burn-ing . .
[D] rollin' . . rollin' . . rollin' on the river

Verse 2:

[D] Cleaned a lot of plates in Memphis . .
[D] Pumped a lot of pain down in New Orleans .
[D] But I never saw the good side of the city .
[D] Until I hitched a ride on the Riverboat Queen .

Chorus:

[A] Big wheel keep on turn-ing . . [Bm] Proud Mary keep on [G] burn-ing . .
[D] rollin', (*rollin'*), rollin' (*rollin'*), rollin' on the river

[C] d u d [A] u u u [C] d u d [A] u u u [C] d u d [A] u [G] u [F] u [Dm] u [F] d [D] u
[D] dudududu [D] dudududu

[D] rollin', (*rollin'*), rollin' (*rollin'*), rollin' on the river

[C] d u d [A] u u u [C] d u d [A] u u u [C] d u d [A] u [G] u [F] u [Dm] u [F] d [D] u
[D] dudududu [D] dudududu

Verse 3:

[D] If you come down to the river . .

[D] I bet you gonna find some people who live .

[D] And you don't have to worry if you got no money

[D] People on the river are happy to give .

Chorus:

[A] Big wheel keep on turn-ing . . [Bm] Proud Mary keep on [G] burn-ing . .

[D] rollin', (*rollin'*), rollin' (*rollin'*), rollin' on the river

[D] rollin', (*rollin'*), rollin' (*rollin'*), rollin' on the river

Outro: fade out

[D] rollin', (*rollin'*), rollin' (*rollin'*), rollin' on the river [D]/

Purple People Eater (The)

Key of C

Sheb Wooley, 1958 (arr. V. Walker)

Intro (sing “Ah!” over the G7s):

[G7] / / / / [C] / (2, 3 -

Verse 1 & Chorus:

Well I [C] saw the thing comin' [C] out of the sky
It had [G7] one long horn and [C] one big eye
[C] I commenced to shake, and I [F] said “ooh-wee”
It [G7]/ looked like a purple people [C]/ eater to me
 It was a [C] one-eyed one-horned [C] flyin' purple people-eater
 [G7] One-eyed one-horned [G7] flyin' purple people-eater
 [C] One-eyed one-horned [C] flyin' purple people-eater
 [G7] Sure looked strange to [C] me

Verse 2 & Chorus:

When he [C] came down to earth and he [C] lit in a tree
I said [G7] “Mr Purple People-Eater [C] don't eat me”
I [C] heard him say in a [F] voice so gruff
“I [G7]/ wouldn't eat you 'cause [C]/ you're so tough”
 It was a [C] one-eyed one-horned [C] flyin' purple people-eater
 [G7] One-eyed one-horned [G7] flyin' purple people-eater
 [C] One-eyed one-horned [C] flyin' purple people-eater
 [G7] Sure looked strange to [C] me

Verse 3 & Chorus:

I said [C] “Mister Purple People-Eater, [C] what's your line?”
He said [G7] “Eating purple people, and it [C] sure is fine”
But [C] that's not the reason that I [F] came to land
“I [G7]/ wanna get a job in a [C]/ rock & roll band!”
 Well [C] bless-my-soul, rock-n-roll [C] flyin' purple people-eater
 [G7] Pigeon-toed under-growed [G7] flyin' purple people-eater
 [C] We wear short-shorts [C] friendly little people-eater
 [G7] What a sight to [C] see

Verse 4 & Chorus:

Then he [C] swung from a tree and he [C] lit on the ground
And he [G7] started to rock, really [C] rockin' around
It was a [C] cra-zy ditty with a [F] swing-ing tune
“Sing a [G7]/ bop bop-A-boppa-loppa [C] / lim bam boom”
 Well [C] bless-my-soul, rock-n-roll [C] flyin' purple people-eater
 [G7] Pigeon-toed under-growed [G7] flyin' purple people-eater
 [C] I like short-shorts [C] flyin' purple people-eater
 [G7] What a sight to [C] see

Verse 5:

Well he [C] went on his way and [C] what do you know
I saw [G7] him last night on a [C] Tee-Vee show
He was [C] blowin' it out, really [F] knockin' 'em dead
Playing [G7]/ rock & roll music through the [C]/ horn in his head

Instrumental (kazoo chorus):

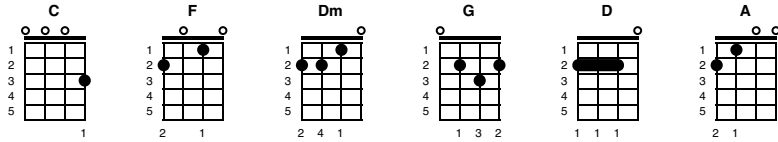
It was a [C] one-eyed one-horned [C] flyin' purple people-eater
[G7] One-eyed one-horned [G7] flyin' purple people-eater
A [C] one-eyed one-horned [C] flyin' purple people-eater
[G7] Sure looked strange to [C] me [C]/

Shout: "Tequila!"

Put a Little Love in Your Heart

Key of C

Jackie DeShannon, Randy Myers and Jimmy Holiday, 1969



Intro (don't sing):

[C] Think of your fellow man, lend him a helping hand [F] put a little love in your [C] heart

Verse 1:

[C] Think of your fellow man, lend him a helping hand, [F] put a little love in your [C] heart
You see it's getting late, oh please don't hesitate, [F] Put a little love in your [C] heart

Chorus:

And the world will be a [Dm] better [G] place, and the [C] world will be a [Dm] better [G] place
For [G] you, and me, you just wait, and see

Verse 1:

[C] Another day goes by, and still the children cry, [F] put a little love in your [C] heart
If you want the world to know, we won't let hatred grow, [F] put a little love in your [C] heart

Chorus:

And the world will be a [Dm] better [G] place, and the [C] world will be a [Dm] better [G] place
For [G] you, and me, you just wait, and see

Bridge:

[F] Put a little love in your [C] heart (X4)

Verse 3 (key change):

[D] Take a good look around, and if you're looking down, [G] put a little love in your [D] heart
I hope when you decide, kindness will be your guide, [G] put a little love in your [D] heart

Chorus:

And the [D] world will be a [A] better place, and the [D] world will be a [A] better place
For [A] you, and me, you just wait, and see

Outro:

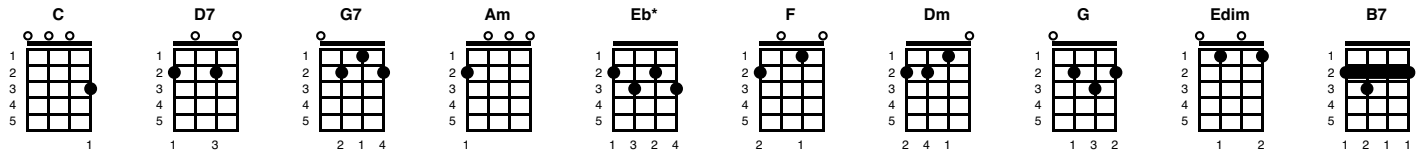
[G] Put a little love in your [D] heart (each & every day)
[G] Put a little love in your [D] heart (there's no better way)
[G] Put a little love in your [D] heart (it's up to you)
[G] Put a little love in your [D] heart
(slow down)
[G] Put a little love in your [D] heart
(slow down again)
[G] Put a little love in your [D] heart [D]

Ragtime Cowboy Joe

Key of C

Grant Clark, Lewis F. Muir and Maurice Abrahams, 1912

Timing: 4/4



Chorus with 4 count INTRO as written:

[C] / / / / [C] / He al-ways [C] sings . . raggedy [C] music to the cattle as he
[D7] swings . . back and [D7] forward in his saddle on a
[G7] horse . . that is [G7] syncopated gaited
There's [C] / such a funny [Am] / meter, to the [D7] / roar of his re-[G7] / peater
How they [C] run . . when they [C] hear that fellow's gun, because the [D7] Western folks all [Eb*] know
He's a [F] / high-falutin' [Dm] / root-in' toot-in' [F] / son-of-a-gun from [Dm] / Arizona
[D7] Rag-time [G7] Cow-boy [C] / Joe [F] / [C] /

Verse:

[C] Out in Ar-i-[Am] zona where the [C] bad men [Am] are
the [C] only thing to [Am] guide you is an [D7] evening [G7] star
The [C] rough-est, [Am] tough-est [C] man by [Am] far was [D7] Rag-time [G7] Cowboy [C] / Joe [F] / [C] /
He [G] got his name from [Edim] singin' to the [G] cows and [Edim] sheep
[G] Every night they'd [Edim] say, he sings the [D7] herd to [G] sleep
[C] In a [Am] bass voice, [C] rich and [Am] deep, [B7] croonin' soft and [G7] low

Chorus with outro:

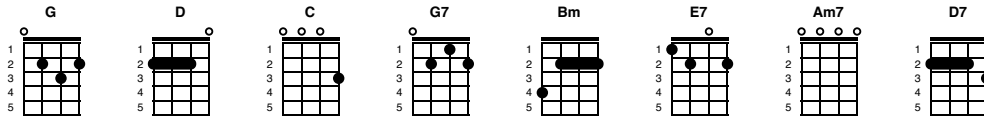
He al-ways [C] sings . . raggedy [C] music to the cattle as he
[D7] swings . . back and [D7] forward in his saddle on a
[G7] horse . . that is [G7] syncopated gaited
There's [C] / such a funny [Am] / meter, to the [D7] / roar of his re-[G7] / peater
How they [C] run . . when they [C] hear that fellow's gun, because the [D7] Western folks all [Eb*] know
He's a [F] / high-falutin' [Dm] / root-in' toot-in' [F] / son-of-a-gun from [Dm] / Arizona
[D7] Rag-time [G7] Cow-boy, [D7] talk about your [G7] cowboy
(STRETCH OUT)
[D7] Raaaag-time [G7] Cowwww-boy [C] Joe [C] / [F] / [C] /



Raindrops Keep Fallin' On My Head

Hal David and Burt Bacharach, ©1969

Key of G



Intro:

[G] [D] [C] [D]

Verses:

[G] Rain-drops keep fallin' on my [G] head . . . [G7] and just like the guy whose feet are
 [C] Too big for his [Bm] bed . [E7] Nothin' seems to [Bm] fit . [E7] those .
 [Am7] Rain-drops are fallin' on my head, they keep fall-in'

[D7] . So I just [G] did me some talkin' to the sun . . . [G7] and I said I didn't like the
 [C] Way he got things [Bm] done . [E7] Sleepin' on the [Bm] job . [E7] those .
 [Am7] Rain-drops are fallin' on my head, they keep fall-in'

Bridge:

[D7] . But there's one [G] thing . . I [G7] know . . the [C] blues they send to [D] meet me
 Won't de-[Bm]feat me . . . [Bm] It won't be-long till
 [E7] happ-i-ness steps [Am7] up to greet me
 [Am7]\ [D]\ . . [Am7]\ [D]\ . .

Verse:

[G] Rain-drops keep fallin' on my head . . . [G7] but that doesn't mean my eyes will
 [C] soon be tur-nin' [Bm] red . [E7] Cryin's not for [Bm] me . [E7] 'cause .
 [Am7] I'm never gonna stop the rain by com-plainin' . [D7] . Because I'm [G] free . . .
 [Am7] . nothin's [D7] worry-in' [G] me It

	[G]	[G7]	[C]	[D]	[Bm]
A	2 . . 5	0 . . 2	3 2 0 .	2 0 2 3	7 5 . .
E 3

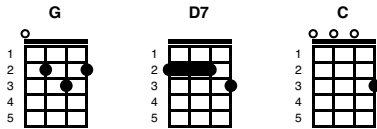
[Bm] won't be-long till [E7] happ-i-ness steps [Am7] up to greet me
 [Am7]\ [D]\ . . [Am7]\ [D]\ . .

[G] Rain-drops keep fallin' on my [G] head . . but [G7] that doesn't mean my eyes will
 [C] soon be tur-nin' [Bm] red . [E7] Cryin's not for [Bm] me . [E7] 'cause
 [Am7] I'm never gonna stop the rain by com-plainin' . [D7] . Be-cause I'm [G] free . . .
 [Am7] nothin's [D7] worry-in' [G]/ me

Red River Valley

traditional

Key of G



Intro: [G] [G] . .

Verse 1:

From this [G] valley, they say you are going
We will [G] miss your bright eyes and sweet [D7] smile.
For they [G] say you are taking the [C] sunshine
That has [G] brightened our [D7] path for a [G] while.

Chorus:

Come and [G] sit by my side if you love me.
Do not [G] hasten to bid me [D7] adieu.
But [G] remember the Red River [C] Valley
And the [G] cowboy who [D7] loved you so [G] true.

Verse 2:

Won't you [G] think of the valley you're leaving
Oh how [G] lonely, how sad it will [D7] be?
Oh [G] think of the fond heart you're [C] breaking
And the [G] grief you are [D7] causing [G] to me

Verse 3:

I've been [G] thinking a long time, my darling
Of the [G] sweet words you never would [D7] say
Now, [G] alas, must my fond hopes all [C] vanish?
For they [G] say you are [D7] going [G] away

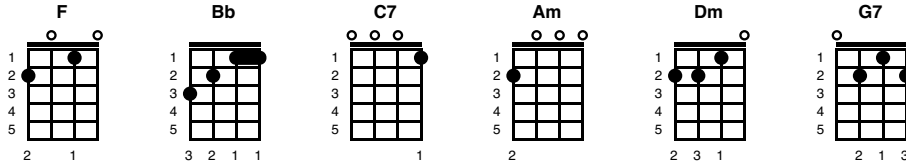
Verse 4:

As you [G] go to your home by the ocean,
May you [G] never forget those sweet [D7] hours
That we [G] spent in the Red River [C] Valley,
and the [G] love we exchanged [D7] mid the [G] flowers

Rhythm of the Rain

John Gunmoe, ©1962 (as performed by Ka'au Crater Boys)

Key of F



Intro:

turn down

```

A | -8--8--5--5--8--8-3-3-1-1-0-0-
E | --8--8--5--5--8--8-----3
C | -----
G | -----
  
```

Verse 1:

[F] Listen to the rhythm of the [Bb] falling rain
 [F] Telling me just what a fool I've [C7] been
 I [F] wish that it would go and let me [Bb] cry in vain
 And [F]// let me be a-[C7]//lone a-[F]gain

Verse 2:

[F] The only girl I've ever loved has [Bb] gone away
 [F] Looking for a brand new [C7] start
 [F] Little did she know that when she [Bb] left that day
 [F]// Along with her she [C7]// took my [F] heart

Bridge:

[Bb] Rain please tell me that it's [Am] just not fair
 For [Bb] her to steal my heart away when [F] she don't care
 I [Dm] can't love another when my [G7] heart's somewhere
 Far [C7] away (turn down)

Verse 1:

[F] Listen to the rhythm of the [Bb] falling rain
 [F] Telling me just what a fool I've [C7] been
 I [F] wish that it would go and let me [Bb] cry in vain
 And [F]// let me be a-[C7]//lone a-[F]gain

Solo:

```

A | 5-3-3-0-0-----5-3-0-0-0-3-3-----
E | -----3-3-1-3-----1-1-----0-3-1-0
C | -----sl~0-2-----sl~2-4-----
G | -----

A | 5-3-3-0-0-----0-----0 0 0 0
E | -----3-3-1-3-----1---1-3-1-3---0-1---1 1 1 1
C | -----2-----2-----0 0 0 0
G | -----2 2 2 2
  
```

Bridge:

[Bb] Rain please tell me that it's [Am] just not fair
For [Bb] her to steal my heart away when [F] she don't care
I [Dm] can't love another when my [G7] heart's somewhere
Far [C7] away (turn down)

Verse 1:

[F] Listen to the rhythm of the [Bb] falling rain
[F] Telling me just what a fool I've [C7] been
I [F] wish that it would go and let me [Bb] cry in vain
And [F]// let me be a-[C7]//lone a-[F]gain

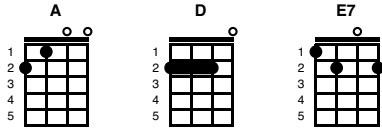
Outro:

And [F]// let me be a-[C7]//lone a-[F]gain
and [F]// let me be a-[C7]//lone a-[F]gain

Ring of Fire

Key of A

June Carter Cash, as performed by Johnny Cash, ©1963



Intro: Strumming and Kazoos

[A] [A] . . [D] . . [A] [A]
[A] [A] . . [E7] . . [A] [A]

[A] Love . . . [A] . is a [D] . burning [A] thing . . . [A]
[A] . . and it [A] makes a [E7] fie-ry [A] ring . . . [A]
[A] Bound . . . [A] . by [D] wi-ld [A] desire . . . [A]
[A] . . I fell [A] into a [E7] ring of [A] fire . . . [A]

[E7] I fell [E7] into a [D] burning ring of [A] fire, I went [E7] down, down, [E7] down
And the [D] flames went [A] higher, and it [A] burns, burns, [A] burns . . .
[A] . The [E7] ring of [A] fire . . . [A] . the [E7] ring of [A] fire . . [A]

Strumming and Kazoos

[A] [A] . . [D] . . [A] [A]
[A] [A] . . [E7] . . [A] [A]
[A] [A] . . [D] . . [A] [A]
[A] [A] . . [E7] . . [A] [A]

[E7] I fell [E7] into a [D] burning ring of [A] fire, I went [E7] down, down, [E7] down
And the [D] flames went [A] higher, and it [A] burns, burns, [A] burns . . .
[A] . The [E7] ring of [A] fire . . . [A] . the [E7] ring of [A] fire . . [A]

[A] The taste . . [A] . of [D] love is [A] sweet . . . [A]
[A] . . when hearts [A] . like [E7] ours . [A] meet . . . [A]
[A] . . I fell [A] for you [D] like a [A] child . . . [A]
[A] Ohh . . . [A] but the [E7] fire went [A] wild . . . [A]

[E7] I fell [E7] into a [D] burning ring of [A] fire, I went [E7] down, down, [E7] down
And the [D] flames went [A] higher, and it [A] burns, burns, [A] burns . . .
[A] . The [E7] ring of [A] fire . . . [A] . the [E7] ring of [A] fire . . [A]

[E7] I fell [E7] into a [D] burning ring of [A] fire, I went [E7] down, down, [E7] down
And the [D] flames went [A] higher, and it [A] burns, burns, [A] burns . . .
[A] . The [E7] ring of [A] fire . . . [A] . the [E7] ring of [A] fire . . [A]

Outro:

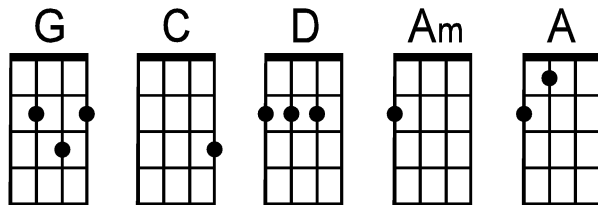
[A] and it [A] burns, burns, [A] burns . . .

fade out

[A] . The [E7] ring of [A] fire . . . [A] . The [E7] ring of [A] fire . . .
[A] . The [E7] ring of [A] fire . . . [A] . The [E7] ring of [A] fire . . .

Ripple

By Robert Hunter & Jerry Garcia (1970)



Strum: d d u u d u
1 2 & - & 4 &

Intro:

Intro guitar notation (first two lines):

Line 1: G . . . | G . . . | . . . 0 2 0-2 | . . . 0 | . . . | . . . | . . . | G

Line 2: A ————— 3 ————— 3 — 0 ————— 0 2 3 ————— 3 0 — 0 2 3 — 0 —

Line 3: C — 0 2 ————— 2 —————

Line 4: G 4 2 4

Intro guitar notation (second two lines):

Line 1: G . . . | G . . . | . . . 0 2 0-2 | G . . . 0 2 — 2 3 — 0 — | D . . . | C . . . | G . . . |

Line 2: A ————— 3 ————— 3 — 0 ————— 3 ————— 0 3 — 3 — 3 —

Line 3: C — 0 2 —————

Line 4: G 4 2 4

G . . . | . . . | . . . | C . . . | . . .
If my words did glow ————— with the go-old of sun — shine —

. . . | . . . | . . . | . . . | G
and my tunes ————— were pla — yed on the harp — un — strung

. . . | . . . | . . . | C . . . | . . .
Would you hear my voice — come thro-ugh the mu — sic — ?

. . . | G . . . | D . . . | C . . . | G
Would you hold — i — it near ————— as it — were your own?

. . . | . . . | . . . | C . . . | . . .
It's a hand-me- down ————— The thou-ghts are bro — ken —

. . . | . . . | . . . | G
Per-haps they're better — left — un — sung —

. . . | . . . | . . . | C . . . | . . .
I don't know ————— don't re-eally ca — re —

G . . . | D . . . | C . . . | G . . . | . . . |
Let — there be songs ————— to fill the air —————

A — 2 — 0 —
E ————— 3

Chorus: Am . . . | . . . | D . . . | . . .
Ri — ip — ple in — still wa — a — ter —

. . . | G . . . | C . . . | A . . . | D . . .
Where there is no peb-ble tossed Nor wind — to — blow —

. . . | G . . . | . . . | C . . . | . . .
Reach out your — hand ————— if your cu — up be emp — ty —

. . . | . . . | . . . | G . . .
If your cup — is full — may it be — a — gain

Let it be— known— there i— is a foun— tain—

G that— was not made— **D** by the— hands of men **C** **G**

There is a— road— no si— mple high— way— **C**

Be— tween— the dawn— and the dark— of— night **G**

And if you— go— no o— one may fol— low— **C**

G That— path is for— **D** your steps a— lone— **C** **G**

A—2—0—
E—3

Chorus: Am Ri— ip— ple in— still wa— a— ter— **D**

G Where there is no peb— ble **C** tossed **A** Nor wind— to— blow— **D**

G You who— choose— to le— ead must fol— low— **C**

But if— you fall— you fall— a— lone **G**

If you should stand— then who— o's to guide— you— ? **C**

G If I— kne— ew the way— **D** I would— take you home **C** **G**

Ending: G Lada da da Daa— La da— ah da Da— Da— **C**

Lada Da— da dada— Lada Da— Da— Da **G**

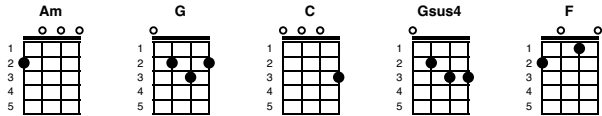
Lada da da Daa— La da— ah da Da— Da— **C**

G La— Da Da Da— **D** La— da— Da Da **G** \ Daa—

Riptide

Vance Joy, ©2013

Key of C



Intro: D- D- -u Du

[Am] [G] [C] [C]
[Am] [G] [C] [C]

Verse 1: D- D- -u Du

[Am] I was scared of [G] dentists and the [C] dark [C]
[Am] I was scared of [G] pretty girls and [C] starting conver-[C]sations
Oh [Am] all my [G] friends are turning [C] green [C]
You're the [Am] magician's as-[G]sistant in their [C] dream [C]
A-[Am]oh [G] oh [C] oh [C]
A-[Am]oh [G] oh and they [C]/ come unstuck

Chorus: D- X- -u Xu

[Am] Lady [G] running down to the [C] riptide
[C] Taken away to the [Am] dark side
[G] I wanna be your [C] left hand man [C]
I [Am] love you [G] when you're singing that [C] song, and
[C] I got a lump in my [Am] throat 'cause
[G] You're gonna sing the words [C] wrong [C]

Verse 2: D- D- -u Du

[Am] There's this movie [G] that I think you'll [C] like [C]
This [Am] guy decides to [G] quit his job and [C] heads to New York [C] City
This [Am] cowboy's [G] running from him-[C]self [C]
And [Am] she's been living [G] on the highest [C] shelf [C]
A-[Am]oh [G] oh [C] oh [C]
A-[Am]oh [G] oh and they [C]/ come unstuck

Chorus: D- X- -u Xu

[Am] Lady [G] running down to the [C] riptide
[C] Taken away to the [Am] dark side
[G] I wanna be your [C] left hand man [C]
I [Am] love you [G] when you're singing that [C] song, and
[C] I got a lump in my [Am] throat, 'cause
[G] You're gonna sing the words [C] wrong [C]

Instrumental:

A
E	0.03.0	0.03.0	0.03.0	0.03.0
C	.2..2.	.2..2.	.2..2.	.2..2.
G

Bridge: D- D- -u Du

[Am] I just wanna [Am] I just wanna [Gsus4] know [G]
[C] If you're gonna [C] if you're gonna [F] stay [F]
[Am] I just gotta [Am] I just gotta [Gsus4] know [G]
[C] I can't have it [C] I can't have it [F]/ any other way I
[Am]/ swear, she's [G]/ destined for the [C]/ screen . . . [Am]/ closest thing to
[G]/ Michelle Pfeiffer [C]/ that you've ever seen, oh

Chorus: Softly

[Am] Lady [G] running down to the [C] riptide
[C] Taken away to the [Am] dark side
[G] I wanna be your [C] left hand man [C]
I [Am] love you [G] when you're singing that [C] song, and
[C] I got a lump in my [Am] throat, 'cause
[G] You're gonna sing the words [C] wrong [C]

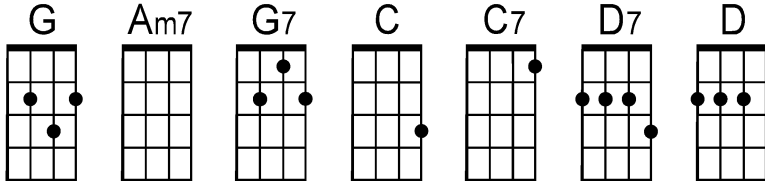
Chorus: D- X- -u Xu

Ah [Am] Lady [G] running down to the [C] riptide
[C] Taken away to the [Am] dark side
[G] I wanna be your [C] left hand man [C]
I [Am] love you [G] when you're singing that [C] song, and
[C] I got a lump in my [Am] throat, 'cause
[G] You're gonna sing the words [C] wrong
[C] I got a lump in my [Am] throat, 'cause
[G] You're gonna sing the words [C]/ wrong

Rockin' Robin

by Leon Rene (~1958)

as sung by Bobby Day



suggested strum: d,u,D,u

* Clap

Intro: G . . . | Am7 . D7 . | G . . . | Am7 . D7 . |
Twiddly diddly dee, twiddly diddly dee, twiddly diddly dee, twiddly diddly dee,
G . . . | Am7 . D7 . | G\ . G\ . | . G\ G\
Twiddly diddly dee, twiddly diddly dee, tweet, tweet, tweet, tweet.

| G\ * * . * | . * * . * | G\ * * . * | . * * . * |
He rocks in the tree top, all day long, hoppin' and a boppin' and a-singin' his song
G\ * * . * | . * * . * | G\ * * . * | G7\ * * . *
All the little birds on Jay Bird Street, love to hear the robin goin' tweet, tweet, tweet

. | C7 . . . | . . . | G . . . | |
Chorus: Rockin' robin, (tweet, tweet tweet) rockin' robin (tweet, twiddly dee)
D7 . . . | C . C7 . | G . . . | |
Blow rockin robin 'cuz we're really gonna rock to— night! (tweet, twiddly dee)

G\ * * . * | . * * . * | G\ * * . * | . * * . * |
Every little swallow, every chicka-dee, every little bird in the tall oak tree
| G\ * * . * | . * * . * | G\ * * . * | G7\ * * . *
The wise old owl, the big black crow, flap their wings singin' Go, bird, Go!

. | C7 . . . | . . . | G . . . | |
Chorus: Rockin' robin, (tweet, tweet tweet) rockin' robin (tweet, twiddly dee)
D7 . . . | C . C7 . | G . . . | |
Blow rockin robin 'cuz we're really gonna rock to— night! (tweet, twiddly dee)

Instrumental:

G . . . | . . . | . . . | |
(Tweet tweet, twiddly dee Tweet twiddly dee,
C . . . | . . . | G . . . | |
Tweet tweet, twiddly dee, Tweet twiddly dee
D7 . . . | C7 . . . | G . . . | |
(oooo— Tweet, tweet twiddly dee)

| C . . . | . . . | G . . . | G7 |
Bridge: A pretty little raven at the bird bath stand, taught him how to do the bop and it was grand
| C . . . | . . . | D7\ (—tacet— ---- ---- | ---- ---- ---- ----)
They started goin' steady and bless my soul, he out bopped the buzzard and the ori—ole

G\ . * . * . | . * * . * | G\ . * * . * . | . * * . * . |
 He rocks in the tree top, all day long, hoppin' and a boppin' and a-singin' his song
 G\ . * * . * . | . * * . * . | G\ . * * . * . | G7\ . * * .
 All the little birds on Jay Bird Street, love to hear the robin goin' tweet, tweet, tweet

. | C7 . . . | . . . | G . . . | |
Chorus: Rockin' robin, (tweet, tweet tweet) rockin' robin (tweet, twiddly dee)
 D7 . . . | C . C7 . | G . . . | |
 Blow rockin robin 'cuz we're really gonna rock to— night! (tweet, twiddly dee)

| C . . . | . . . | G . . . | G7 . . .
Bridge: A pretty little raven at the bird bath stand, taught him how to do the bop and it was grand
 | C . . . | . . . | D7\ (--*tacet*-- ---- | ---- ---- ---- ----)
 They started goin' steady and bless my soul, he out bopped the buzzard and the ori—ole

| G\ . * * . * . | . * * . * | G\ . * * . * . | . * * . * . |
 He rocks in the tree top, all day long, hoppin' and a boppin' and a-singin' his song
 G\ . * * . * . | . * * . * . | G\ . * * . * . | G7\ . * * .
 All the little birds on Jay Bird Street, love to hear the robin goin' tweet, tweet, tweet

. | C7 . . . | . . . | G . . . | |
Chorus: Rockin' robin, (tweet, tweet tweet) rockin' robin (tweet, twiddly dee)
 D7 . . . | C . C7 . | G . . . | |
 Blow rockin robin 'cuz we're really gonna rock to— night! (tweet, twiddly dee)

G . . . | Am7 . D7 . | G . . . | Am7 . D7 . |
Outro: Twiddly diddly dee, twiddly diddly dee, twiddly diddly dee, twiddly diddly dee,
 G . . . | Am7 . D7 . | G\ --- G\ --- | --- G\ G\
 Twiddly diddly dee, twiddly diddly dee, tweet, tweet, (wolf whistle)

San Jose Ukulele Club

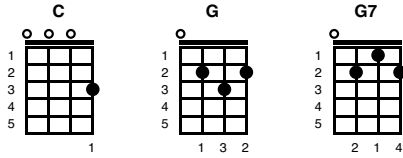
(v2 - 6/22/16)

Rockin' Pneumonia and the Boogie Woogie Flu

Key of C

Huey "Piano" Smith, 1957 and later recorded by Johnny Rivers, 1972

Video: https://youtu.be/INknm_0jy5o



Intro:

[C] D u - u D u - u [C] D u - u D/

I wanna [C] jump but I'm afraid I'll fall

I wanna holler but the joint's too small

[G] Jump and rhythm's got a hold of me too

I got the [C]/ rockin' pneumonia and the [G7] boogie-woogie [G7] flu

Want some [C] lovin' baby, that ain't all

I wanna kiss ya but you're way too tall

[G] Jump and rhythm's got a hold of me too

I got the [C]/ rockin' pneumonia and the [G7] boogie woogie [G7] flu

I wanna [C] squeeze you but I'm way too low

I would be runnin' but my feets too slow

[G] Jump and rhythm's got a hold of me too

I got the [C]/ rockin' pneumonia and the [G7] boogie woogie [G7] flu

[C] [C] [C] [C]

[G] [G] [C]/ . . . [G7]DuDu[G7]/

I wanna [C] squeeze you but I'm way too low

I would be runnin' but my feets too slow

[G] Jump and rhythm's got a hold of me too

I got the [C]/ rockin' pneumonia and the [G7] boogie woogie [G7] flu

Baby [C] come on now I'm hurryin' home

I know you're leavin' cause I'm takin' too long

[G] Jump and rhythm's got a hold of me too

I got the [C]/ rockin' pneumonia and the [G7] boogie woogie [G7] flu

I got the [C]/ rockin' pneumonia and the [G7] boogie woogie [G7] flu

I got the [C]/ rockin' pneumonia and the [G7] boogie woogie [C]/ flu

STRUMS:

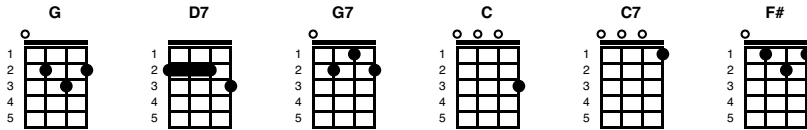
D u - u D u - u

1 & 2 & 3 & 4 &

Rock This Town

Stray Cats, ©1981

Key of G



Intro: [G] [G] [G] [G]

Well, my [G] baby and me went out late Saturday night
I had my hair piled high and my baby just looked so [D7] right
Well, [G] pick you up at ten, gotta [G7] have you home at two
[C] Mama don't know what I [C7] got in store for you
But [G] that's all right 'cause we're [D7] looking as cool as can [G] be

Well, we [G] found a little place that really didn't look that bad
I had a whisky on the rocks and change of a dollar for the [D7] jukebox
Well, I [G] put the cold rock in-[G7]to that can
But [C] all they played was [C7] disco, man
Come [G] on, baby, baby, let's get [D7] out of here right a-[G]way

Chorus:

We're gonna [G] rock this town, rock it inside out
We're gonna rock this town, make'em scream and [D7] shout
Let's [G] rock, rock, [G7] rock, man, rock
We're gonna [C] rock till you pop, we're gonna [C7] rock till you drop
We're gonna [G] rock this town, [D7] rock it inside [G] out

Well, we're [G] having a ball just 'a bopping on the big dance floor
Well, there's a real square cat, he looks like 197-[D7]4
Well, he [G] looked at me once, he [G7] looked at me twice
[C] Look at me again and there's [C7] gonna be fight
We're gonna [G] rock this town, we're gonna [D7] rip this place a-[G]part

Chorus:

We're gonna [G] rock this town, rock it inside out
We're gonna rock this town, make'em scream and [D7] shout
Let's [G] rock, rock, [G7] rock, man, rock
We're gonna [C] rock till you pop, we're gonna [C7] rock till you drop
We're gonna [G] rock this town, [D7] rock it inside [G] out

We're gonna [G] rock this town, rock it inside out
We're gonna rock this town, make'em scream and [D7] shout
Let's [G] rock, rock, [G7] rock, man, rock
We're gonna [C] rock till you pop, we're gonna [C7] rock till you drop
We're gonna [G] rock this town, [D7] rock it inside [G] out

Outro:

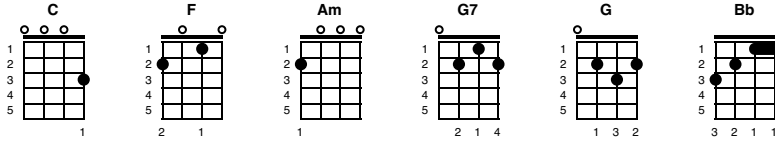
We're gonna [G] rock this town [D7] rock it inside [G] out
We're gonna [G] rock this town [D7] rock it inside [G] out [F#]/ [G]/

Rocky Top

Key of C

Boudleaux Bryant and Felice Bryant, 1967 (copyright renewed 1995)

Strum: Bluegrass Strum OR emphasis on the 2 & 4 beats



Intro: [C] [C]

Verse 1:

[C] Wish that I was [F] on ol' [C] Rocky Top, [Am] down in the [G7] Tennessee [C] hills
[C] Ain't no smoggy [F] smoke on [C] Rocky Top, [Am] ain't no [G7] telephone [C] bills
[C] Once I had a [F] girl on [C] Rocky Top, [Am] half bear, [G7] other half [C] cat
[C] Wild as a mink but [F] sweet as [C] soda pop, [Am] I still [G7] dream about [C] that

Chorus:

[Am] Rocky Top, you'll [G] always be [Bb] home sweet home to [F] me
[F] Good ol' [C] Rocky Top, Rocky Top [Bb] Tenn-es-[C]see, Rocky Top [Bb] Tenn-es-[C]see [C]

Verse 2:

[C] Once two strangers [F] climbed ol' [C] Rocky Top, [Am] lookin' for a [G7] moonshine [C] still
[C] Strangers ain't come [F] down from [C] Rocky Top, [Am] reckon they [G7] never [C] will
[C] Corn won't grow at [F] all on [C] Rocky top, [Am] dirt's too [G7] rocky by [C] far
[C] That's why all the [F] folks on [C] Rocky Top [Am] get their [G7] corn from a [C] jar

Chorus:

[Am] Rocky Top, you'll [G] always be [Bb] home sweet home to [F] me
[F] Good ol' [C] Rocky Top, Rocky Top [Bb] Tenn-es-[C]see, Rocky Top, [Bb] Tenn-es-[C]see [C]

Solo (Verse 3 & chorus):

[C] I've had years of [F] cramped up [C] city life, [Am] trapped like a [G7] duck in a [C] pen
[C] All I know is [F] it's a [C] pity life [Am] can't be [G7] simple a-[C]gain
[Am] Rocky Top, you'll [G] always be [Bb] home sweet home to [F] me
[F] Good ol' [C] Rocky Top, Rocky Top [Bb] Tenn-es-[C]see, Rocky Top [Bb] Tenn-es-[C]see [C]

Verse 3:

[C] I've had years of [F] cramped up [C] city life, [Am] trapped like a [G7] duck in a [C] pen
[C] All I know is [F] it's a [C] pity life [Am] can't be [G7] simple a-[C]gain

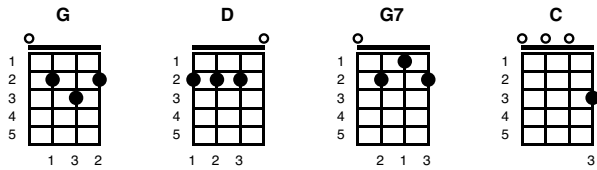
Outro:

[Am] Rocky Top, you'll [G] always be [Bb] home sweet home to [F] me
[F] Good ol' [C] Rocky Top, Rocky Top [Bb] Tenn-es-[C]see, Rocky Top [Bb] Tenn-es-[C]see
[C] Rocky Top [Bb] Ten-ne-[C]-see-[Bb]-ee-[F]-ee-[C]-ee [C]/ [Bb]/ [C]/

Roll in My Sweet Baby's Arms

Key of G

Traditional



Intro: [G] [G]

Chorus:

[G] Roll in my sweet baby's arms, roll in my sweet baby's [D] arms

[G] Lay round the [G7] shack till the [C] mail train gets back

And [D] roll in my sweet baby's [G] arms

Verse & Chorus:

I [G] ain't gonna work on the railroad, ain't gonna work on the [D] farm

[G] Lay round the [G7] shack till the [C] mail train gets back

And [D] roll in my sweet baby's [G] arms

[G] Roll in my sweet baby's arms, roll in my sweet baby's [D] arms

[G] Lay round the [G7] shack till the [C] mail train gets back

And [D] roll in my sweet baby's [G] arms

Now [G] where were you last Saturday night, while I was locked up in [D] jail

[G] Walking the [G7] streets with a-[C]nother man

Wouldn't [D] even get my [G] bail

[G] Roll in my sweet baby's arms, roll in my sweet baby's [D] arms

[G] Lay round the [G7] shack till the [C] mail train gets back

And [D] roll in my sweet baby's [G] arms

[G] I know your parents don't like me, they run me away from your [D] door

[G] Had my [G7] life to live [C] over

I'd [D] never go there any-[G]more

[G] Roll in my sweet baby's arms, roll in my sweet baby's [D] arms

[G] Lay round the [G7] shack till the [C] mail train gets back

And [D] roll in my sweet baby's [G] arms

[G] Sometimes there's a change in the ocean, Sometimes there's a change in the [G] Sometimes there's a [G7] change in my [C] own true love

But there's [D] never a change in [G] me

[G] Roll in my sweet baby's arms, roll in my sweet baby's [D] arms

[G] Lay round the [G7] shack till the [C] mail train gets back

And [D] roll in my sweet baby's [G] arms

[G] Lay round the [G7] shack till the [C] mail train gets back

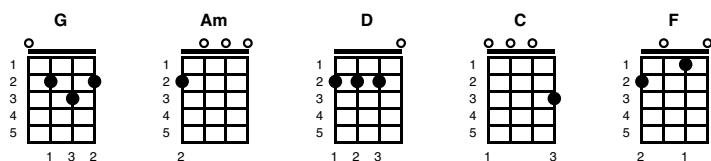
And [D] roll in my sweet baby's [G] arms [G]/ [D]/ [G]/

Scooby Doo Theme

Larry Marks, George A Robertson Jr., ©1969

<https://youtube.com/watch?v=FysobubtDcl>

Key of G



Intro: [G] [G]

[G] Scooby-Dooby-Doo,

[Am] where are you?

We've [D] got some work to [G] do now

[G] Scooby-Dooby-Doo,

[Am] where are you?

We [D] need some help from [G] you now

[G] Come on, Scooby Doo,

[Am] I see you

pre-[D]tending you got a [G] sliver

but [G] you're not fooling me

cause [Am] I can see

the [D] way you shake and [G] shiver...

You know we [C] got a mystery to solve
so, Scooby Doo, be ready for your [G] act!

[F] Don't hold [G] back!

And Scooby [C] Doo, if you come through
you'll have yourself a Scooby [D] snack. That's a fact!

[G] Scooby-Dooby-Doo,

[Am] here are you.

You're [D] ready and you're [G] willing.

If [G] we can count on you,

[Am] Scooby Doo,

I [D] know you'll catch that [G] villain. [G]/ cha-cha-cha

Sea Shanty Medley

Key of C

Traditional

Intro (3/4 timing): [C] . . . [C] . . . [C] . . . [C] . .

(Blow the Man Down)

Come [C] all you young fellas that follow the sea
With a [C] yo [Am] ho! [Dm] Blow the man [G] down
Now [Dm] please pay a-[G]ttention and [Dm] listen to [G] me
Oh [G] give me some time to [C] blow the man down

I'm a [C] deep water sailor just come from Hong Kong
With a [C] yo [Am] ho! [Dm] Blow the man [G] down
You [Dm] give me some [G] whiskey, I'll [Dm] sing you a [G] song
Oh [G] give me some time to [C] blow the man down

Pay a-[C]ttention to orders, now, you one and all
With a [C] yo [Am] ho! [Dm] Blow the man [G] down
For [Dm] see high a-[G]bove, there [Dm] flies the Black [G] Ball
Oh [G] give me some time to [C] blow the man down

Tag:

Oh [G] give me some time to [C] blow the man down! [C]/ (2, 3, 4)

(Wellerman, 2/4 timing)

[Am] / / / /

There [Am] once was a ship that [C] put to sea
The [Dm] name of the ship was the [Am] Billy o' Tea
The [Am] winds blew hard, her [C] bow dipped down
O [E7] blow, my bully boys, [Am]/ blow (huh!)
[F] Soon may the [C] Wellerman come
To [Dm] bring us sugar and [Am] tea and rum
[F] One day, when the [C] tonguing' is done
We'll [E7] take our leave and [Am] go

[Am] She'd not been two [C] weeks from shore
When [Dm] down on her a [Am] right whale bore
The [Am] captain called all [C] hands and swore
He'd [E7] take that whale in [Am]/ tow (huh!)
[F] Soon may the [C] Wellerman come
To [Dm] bring us sugar and [Am] tea and rum
[F] One day, when the [C] tonguing' is done
We'll [E7] take our leave and [Am] go

As [Am] far as I've heard, the [C] fight's still on
The [Dm] line's not cut, and the [Am] whale's not gone
The [Am] Wellerman makes his [C] regular call
To en-[E7]courage the crew and [Am]/ all (huh!)
[F] Soon may the [C] Wellerman come
To [Dm] bring us sugar and [Am] tea and rum
[F] One day, when the [C] tonguing' is done
We'll [E7] take our leave and [Am]// go [Am] D-Du [Am] D-Du [Am] D-Du [Am]/

(Drunken Sailor)

[Am] What shall we do with the drunken sailor? [G] What shall we do with the drunken sailor?

[Am] What shall we do with the drunken sailor? [G] Earl-aye in the [Am] morning

[Am] Hoo-ray and up she rises [G] Hoo-ray and up she rises

[Am] Hoo-ray and up she rises [G] Earl-aye in the [Am] morning

[Am] Give 'em a dose of the salt and water [G] Give 'em a dose of the salt and water

[Am] Given 'em a dose of the salt and water [G] Earl-aye in the [Am] morning

[Am] Hoo-ray and up she rises [G] Hoo-ray and up she rises

[Am] Hoo-ray and up she rises [G] Earl-aye in the [Am] morning

[Am] That's what we'll do with the drunken sailor [G] That's what we'll do with the drunken sailor

[Am] That's what we'll do with the drunken sailor [G] Earl-aye in the [Am] morning

[Am] Hoo-ray and up she rises [G] Hoo-ray and up she rises

[Am] Hoo-ray and up she rises [G] Earl-aye in the [Am] morning

(repeat chorus - single strums and stomp - *NO* SLOW DOWN):

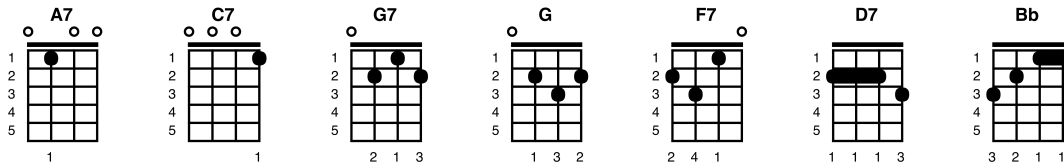
[Am]/ Hoo-ray and up she rises [G]/ Hoo-ray and up she rises

[Am]/ Hoo-ray and up she rises [G]/ Earl-aye in the [Am]/ morn-[Am]/ing

Sergeant Peppers Lonely Hearts

Beatles, ©1967

Key of A



Intro: [A7] [A7] [C7] [G7] . . It was

[G] twenty years ago to-[A7]day, Sergeant [C7] Pepper got the band to [G7] play
They've been [G] going in and out of [A7] style,
But they're [C7] guaranteed to raise a [G7] smile, So
[A7] may I introduce to you, the [C7] act you've known for all these years
[G7] Sergeant Pepper's [C7] Lonely Heart's Club [G7] B-a-n-d

Instrumental: Kazoos

[C7] [F7] [C7] [D7] [D7] . . /

Chorus:

We're [G] Sergeant Pepper's [Bb] Lone-ly [C7] Heart's Club [G] Band
We [C7] hope you will enjoy the [G7] show . . .
[G] Sergeant Pepper's [Bb] Lone-ly [C7] Heart's Club [G] Band
Sit [A7] back and let the evening [D7]/ go (A0 E2 E0 C2)

[C7] Sergeant Pepper's Lonely [G7] Sergeant Pepper's Lonely
[A7] Sergeant Pepper's Lonely [C7] Heart's Club [G] Band .

It's [C7] wonderful to be here It's [F7] certainly a thrill
You're [C7] such a lovely audience,
we'd [D7] like to take you home with us
We'd love to take you home [D7]/

We don't [G7] really wanna stop the [A7] show, But we [C7] thought you might like to [G7] know
That the [G7] ukes are gonna sing a [A7] song
And we [C7] want you all to sing a-[G7]long, So
[A7] may we introduce to you, the [C7] act you've known for all these years
[G7] Segeant Pepper's [C7] Lonely Heart's Club [G7] Band [C7]

Chorus:

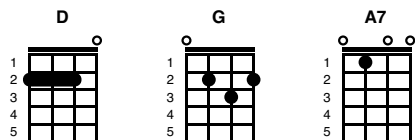
We're [G] Sergeant Pepper's [Bb] Lonely [C7] Heart's Club [G] Band
We [C7] hope you will enjoy the [G7] show
[G] Sergeant Pepper's [Bb] Lonely [C7] Heart's Club [G] Band
Sit [A7] back and let the evening go [D7]

[C7] Sergeant Pepper's Lonely [G7] Sergeant Pepper's Lonely
[A7] Sergeant Pepper's Lonely [C7]/ Heart's [C7]/ Club [G7]/ Band

Shake My Sillies Out

Raffi, ©1977

Key of D



Intro: [D] [D]

Verse 1:

I gotta [D] shake, [G] shake, [D] shake my sillies out
[A7] shake, shake, [D] shake my sillies out
Shake, [G] shake, [D] shake my sillies out, and
[A7] wiggle my waggles a-[D]way.

Verse 2:

I gotta [D] clap, [G] clap, [D] clap my crazies out
[A7] clap, clap, [D] clap my crazies out
Clap, [G] clap, [D] clap my crazies out, and
[A7] wiggle my waggles a-[D]way

Verse 3:

I gotta [D] jump, [G] jump, [D] jump my jiggles out
[A7] jump, jump, [D] jump my jiggles out
Jump, [G] jump, [D] jump my jiggles out, and
[A7] wiggle my waggles a-[D]way

Verse 4 (slower):

I gotta [D] yawn, [G] yawn, [D] yawn my sleepies out
[A7] yawn, yawn, [D] yawn my sleepies out
Yawn, [G] yawn, [D] yawn my sleepies out, and
[A7] wiggle me waggles a-[D]way

End:

I gotta [D] shake, [G] shake, [D] shake my sillies out
[A7] shake, shake, [D] shake my sillies out
Shake, [G] shake, [D] shake my sillies out, and
[A7] wiggle my waggles a-[D]way.

Should I Stay or Should I Go?

Key of D

Topper Headon, Mick Jones, Paul Simonon, Joe Strummer (The Clash), 1981

Intro:

- [D//] [G///] [D/] (three strikes on muted strings or tap)
- [D//] [G///] [D/] (three strikes on muted strings or tap) ^slide on A string from 3rd to 5th fret
- [D//] [G///] [D]
- [D//] [G///] (jump right into the verse)

Verse 1 & 2:

[D] Darlin' you got to let me know [D//] [G///]
[D] Should I stay or should I go? [D//] [G///]
[D] If you say that you are mine [G//] [F///]
[G] I'll be here 'til the end of time [D//] [G///]
[D] So you got to let me know [A//] [A///]
[A]/ Should I stay or should I go? [D//] [G///]

[D] It's always tease, tease, tease [D//] [G///]
[D] You're happy when I'm on my knees [D//] [G///]
[D] One day it's fine and next it's black [G//] [F///]
[G] So if you want me off your back [D///] [G///]
[D] Well, come on and let me know [A//] [A///]
[A]/ Should I stay or should I go? [D//] [G///] [D/]

Chorus (speeds up) :

(n.c.) Should I stay or should I [D] go now? [G] [D]
Should I stay or should I [D] go now? [G] [D]
If I go, there will be [G] trouble [F] [G]
And if I stay it will be [D] double [G] [D]
So come on and let me [A] know [A] [A/]
[A/////] [D/]

Verse 3:

This indecision's bugging me [D//] [G///]
[D] If you don't want me, set me free [D//] [G///]
[D] Exactly whom I'm supposed to be [G//] [F///]
[G] Don't you know which clothes even fit [D/] me? [D/] [G///]
[D] Come on and let me know [A//] [A///]
[A] Should I cool it or should I blow? [D//] [G///] [D/]

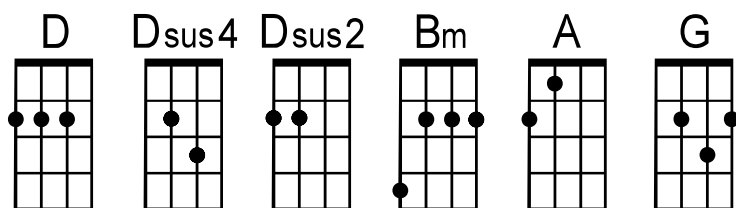
Chorus (with some variation):

(n.c.) Should I stay or should I [D] go now? [G] [D]
Should I stay or should I [D] go now? [G] [D]
If I go, there will be [G] trouble [F] [G]
And if I stay it will be [D] double [G] [D]
So ya gotta let me [A] know [A] [A] [A/]
Should I cool it or should I [D] blow? [G] [D]

Should I stay or should I [D] go now? [G] [D]
If I go there will be [G] trouble [F] [G]
And if I stay it will be [D] double [G] [D]
So ya gotta let me [A] know [A] [A/]
Should I stay or should I [D/] go?

Shut Up and Dance (Key of D)

by B. Berger, R. McMahon (Walk the Moon-2014)



Intro: D . Dsus4 . | D . Dsus2

Chorus: . | D . Dsus4 . | D . Dsus2
Oh, don't you dare look back. Just keep your eyes on me
 . | D . Dsus4 . | Bm . A . | D
I said "You're hold-ing back" She said "Shut up and dance with me"
 . G . | D . A . | D . G .
This woman is my des - ti - ny. She said, "Oo oo oo—
 | Bm . A . | D .
Shut up and dance with me!"

A . | Bm . A . | G . A . | Bm . A

. | G . A . | Bm . A . | G . A . | D .
We were vic - tims of the night, the chem-i-cal, phys-i-cal, kryp-to - nite
 . | G . A . | D .
Helpless to the bass and the fad - ing light
 . | G . A . | Bm . A . |
Oh, we were bound to get to-gether Bound to get to-gether

D . G . | D . A . |
She took my arm I don't know how it happened

D . G . | A . .
We took the floor and she said—

Chorus: . | D . Dsus4 . | D . Dsus2
Oh, don't you dare look back. Just keep your eyes on me
 . | D . Dsus4 . | Bm . A . | D
I said "You're hold-ing back" She said "Shut up and dance with me"
 . G . | D . A . | D . G .
This woman is my des - ti - ny. She said, "Oo oo oo—
 | Bm . A . | D .
Shut up and dance with me!"

A . | Bm . A . | G . A . | Bm .
A back-less dress and some beat-up sneaks

A . | G . A . | D . . . | G . A . | D .
My disco-theque Juli- et teen-age dream. I felt it in my chest and she looked at me
. . | G . A . | Bm . A . |
I knew we were bound to be to-gether Bound to be to-gether

D . G . | D . A . |
She took my arm I don't know how it happened

D . G . | A . .
We took the floor and she said——

Chorus: . | D . Dsus4 . | D . Dsus2
Oh, don't you dare look back. Just keep your eyes on me

. | D . Dsus4 . | Bm . A . | D
I said "You're hold-ing back" She said "Shut up and dance with me"

. G . | D . A . | D . G .
This woman is my des - ti - ny. She said, "Oo oo oo—

| Bm . A . | D .
Shut up and dance with me!"

A . | Bm . A . | G . A . | Bm . A

D . G . | Bm . A . |
Deep in her eyes I think I see the future

D . A . | Bm . A . |
I rea-lize this is my last chance

D . G . | D . A . |
She took my arm I don't know how it happened

D . G . | A . .
We took the floor and she said——

D . Dsus4 . | D . Dsus2 | D . Dsus4 . | D . Dsus2

Chorus: . | D . Dsus4 . | D . Dsus2
Oh, don't you dare look back. Just keep your eyes on me

. | D . Dsus4 . | Bm . A . | D
I said "You're hold-ing back" She said "Shut up and dance with me"

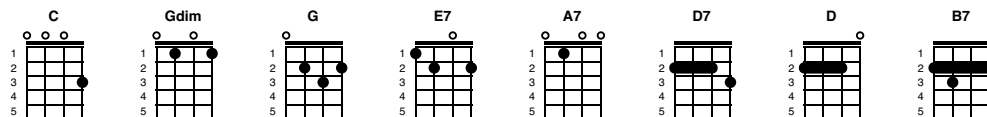
. G . | D . A . | D . G .
This woman is my des - ti - ny. She said, "Oo oo oo—

| Bm . A . | D\
Shut up and dance with me!"

Side By Side

Harry Woods and Gus Kahn, ©1927

Key of G



Intro: (each chord 2 beats)

[C] [Gdim] [G] [E7]
[A7] [D7] [G] [D]/

Verse 1:

Oh we [G] ain't got a [G] barrel of [C] . mo-[G]ney
[G] Maybe we're [G] ragged and [C] . fu-[G]nny
But we'll [C] travel a-[Gdim]long, [G] singin' a [E7] song
[A7] Side [D7] by [G] side [D7]/

Verse 2:

Oh we [G] don't know what's [G] comin' to-[C] . mor-[G]row
[G] Maybe it's [G] trouble and [C] . sor-[G]row
But we'll [C] travel the [Gdim] road, [G] sharin' our [E7] load
[A7] Side [D7] by [G] side [G]

Bridge (each chord 4 beats):

[B7] Through all kinds of [B7] weather
[E7] What if the sky should [E7] fall
Just as [A7] long as we're together
It [D7] really doesn't matter at [D7]/ all (2, 3)

Verse 3:

When they've [G] all had their [G] quarrels and [C] . par-[G]ted
[G] We'll be the [G] same as we [C] . star-[G]ted
But we'll [C] travel a-[Gdim]long, [G] singing a [E7] song
[A7] Side [D7] by [G] side [D7]

Outro:

[A7] Side [D7] by [G] side [E7]

(each chord 4 beats):

[A7] Side... [D7] by... [G] side... [G]/ [Gdim]/ [G]/

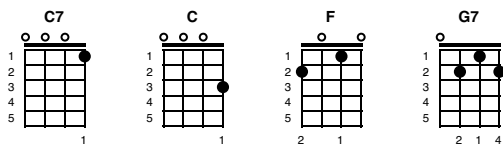
Singing the Blues (Beginner)

Key of C

Melvin Endsley, 1956

Strum & Timing: Moderate swing, 4/4 timing.

Last part of chorus: "Cry-eye-eye-eye o-ver"=6 beats=[C7]/Cry-[C7]/eye-[C7]/eye-[C7]/eye [C]/o-[C]/ver



Intro: [C] [C] [C] [C]

Verse 1 & 2:

Well, I [C] nev-er felt more like [F] sing-ing the blues

'Cause [C] I nev-er thought that [F] I'd ever [G7] lose your [F] love, dear

[G7] Why'd you do me this [C] way? [C]

Well, I [C] nev-er felt more like [F] cry-ing all night

'Cause [C] ev-'ry-thing's wrong, and [F] nothing ain't [G7] right with-[F]out you

[G7] You got me sing-ing the [C] blues [C7]

Chorus:

The [F] moon and stars no [C] long-er shine, the [F] dream is gone I [C] thought was mine

There's [F] noth-ing left for [C] me to do but [C] cry-eye-eye-eye o-ver [G7] you (cry over you)

Verse 3:

Well, I [C] nev-er felt more like [F] running away

But [C] why should I go, 'cause [F] I couldn't [G7] stay with-[F]out you?

[G7] You got me singing the [C] blues [C]

Verse 1 & 2 (Instrumental Solo):

Well, I [C] nev-er felt more like [F] sing-ing the blues

'Cause [C] I nev-er thought that [F] I'd ever [G7] lose your [F] love, dear

[G7] Why'd you do me this [C] way? [C]

Well, I [C] nev-er felt more like [F] cry-ing all night

'Cause [C] ev-'ry-thing's wrong, and [F] nothing ain't [G7] right with-[F]out you

[G7] You got me sing-ing the [C] blues [C7]

Chorus:

The [F] moon and stars no [C] long-er shine, the [F] dream is gone I [C] thought was mine

There's [F] noth-ing left for [C] me to do but [C] cry-eye-eye-eye o-ver [G7] you (cry over you)

Verse 3:

Well, I [C] nev-er felt more like [F] running away

But [C] why should I go, 'cause [F] I couldn't [G7] stay with-[F]out you?

[G7] You got me sing-ing the [C] blues

[G7] You got me sing-ing the [C] blues

[G7] You got me sing-ing the [C] blues [C]/ [G7]/ [C]/

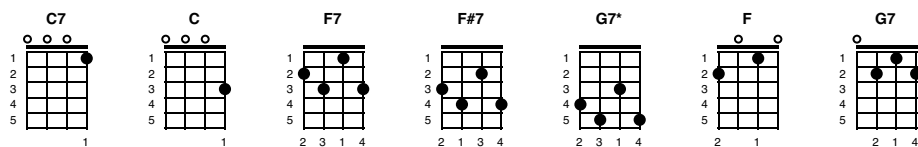
Singing the Blues (Intermediate/Advanced)

Key of C

Melvin Endsley, 1956

Strum & timing: Moderate swing, 4/4 timing

Last part of chorus: "Cry-eye-eye-eye o-ver"=6 beats=[C7]/Cry-[C7]/eye-[C7]/eye-[C7]/eye [C]/o-[C]/ver



Intro: [C] [C] [C] [C]

Verse 1 & 2:

Well, I [C] nev-er felt more like [F7] sing-ing the blues

'Cause [C] I nev-er thought that [F7] I'd [F#7] ever [G7*] lose your [F] love, dear

[G7] Why'd you do me this [C] way? [C]

Well, I [C] nev-er felt more like [F7] cry-ing all night

'Cause [C] ev-'ry-thing's wrong, and [F7] nothing [F#7] ain't [G7*] right with-[F]out you

[G7] You got me sing-ing the [C] blues [C7]

Chorus:

The [F] moon and stars no [C] long-er shine, the [F] dream is gone I [C] thought was mine

There's [F] noth-ing left for [C] me to do but [C] cry-eye-eye-eye o-ver [G7] you (cry over you)

Verse 3:

Well, I [C] nev-er felt more like [F7] run-ning a-way

But [C] why should I go, 'cause [F7] I [F#7] couldn't [G7*] stay with-[F]out you?

[G7] You got me sing-ing the [C] blues [C]

Verse 1 & 2 (Instrumental Solo):

Well, I [C] nev-er felt more like [F7] sing-ing the blues

'Cause [C] I nev-er thought that [F7] I'd [F#7] ever [G7*] lose your [F] love, dear

[G7] Why'd you do me this [C] way? [C]

Well, I [C] nev-er felt more like [F7] cry-ing all night

'Cause [C] ev-'ry-thing's wrong, and [F7] nothing [F#7] ain't [G7*] right with-[F]out you

[G7] You got me sing-ing the [C] blues [C7]

Chorus:

The [F] moon and stars no [C] long-er shine, the [F] dream is gone I [C] thought was mine

There's [F] noth-ing left for [C] me to do but [C] cry-eye-eye-eye o-ver [G7] you (cry over you)

Verse 3:

Well, I [C] nev-er felt more like [F7] run-ning a-way

But [C] why should I go, 'cause [F7] I [F#7] couldn't [G7*] stay with-[F]out you?

[G7] You got me sing-ing the [C] blues

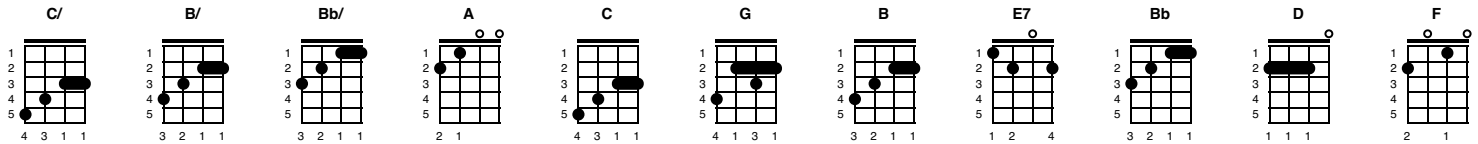
[G7] You got me sing-ing the [C] blues

[G7] You got me sing-ing the [C] blues [C]/ [G7]/ [C]/

(Sittin' on) the Dock of the Bay

Key of G

Otis Redding and Steve Cropper (1967)



--note optional G and C bar chords

--on lines with the slide [C/][B/][Bb/][A] you can just stay on the [C], skip the [B/]and [Bb/] and land on [A] in time if you prefer less stress in your life!

Intro: [G] [G] [G] [G]

Verse 1:

[G] Sittin' in the mor-nin' [B] sun, I'll be [C] sittin' when the [C/] ev-[B/]en-[Bb/]in' [A] come
[G] Watchin' the ships roll [B] in, and then I [C] watch'em roll a-[C/]way-[B/]ay [Bb/]a-[A]gain
I'm [G] sittin' on the dock of the [E7] Bay, watchin' the [G] tide roll a-[E7]way
Oo, just [G] sittin' on the dock of the [A] Bay wastin' [G] ti-i-i-i-[E7]ime

Verse 2:

I [G] left my home in [B] Georgi-a, [C] headed for the [C/]'Fri-[B/]is-[Bb/]co [A] Bay
'Cause [G] I had nothin' to [B] live for and looked like [C] nothin's gonna [C/]co-[B/]ome [Bb/]my [A] way
So I'm just gonna [G] sit on the dock of the [E7] bay watchin' the [G] ti-ide roll a-[E7]way
Oo, I'm [G] sittin' on the dock of the [A] Bay, wast-in' [G] ti--i-i-i-[E7]ime

Bridge:

[G] Look [D] like [C] nothin's gonna change
[G] Every-[D]thing [C] still re-mains the same
[G] I can't [D] do what [C] ten peo-ple [G] tell me to do
[F] So I guess I'll just re-[D] main the same

Verse 3:

[G] Sittin' here resting my [B] bones and this [C] lonelin-ness won't [C/] leave [B/] me [Bb/]a-[A]lone
It's [G] two thous-and miles I [B] roamed, just to [C] make this [C/]dock [B/] [Bb/] my [A] home
Now I just-a [G] sit at the dock of the [E7] Bay watchin' the [G] ti-ide roll a-[E7]way
[G] Sittin' on the dock of the [A] Bay wast-in' [G] ti--i-i-i-[E7]ime

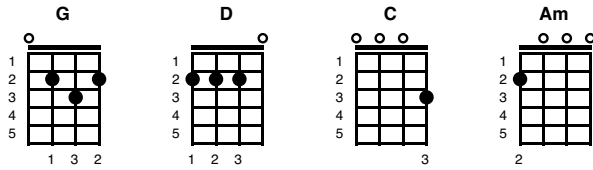
Whistle:

[G] [G] [G] [E7] [G] [G] [G] [E7] [G]/

Sloop John B

Key of G

Bahamian folk song from Nassau, published 1916 by Richard Le Gallienne



Note: This version is public domain version of the 1966 folk/rock adaption by the Beach Boys produced and arranged by Brian Wilson as the lead single off their 11th studio album, "Pet Sounds".

Intro: [G] [G] [G] [G]

Verse 1:

We [G] come on the sloop John B, my grandfather and me
Around Nassau town we did [D] roam
Drinking all [G] night, got into a [C] fight [Am]
Well, I [G] feel so broke up [D], I want to go [G] home

Chorus:

So [G] hoist up the John B's sail, see how the mainsail sets
Call for the Captain ashore, let me go [D] home
Let me go [G] home, I wanna go [C] home, yeah, [Am] yeah
Well, I [G] feel so broke up, [D] I wanna go [G] home

Verse 2:

The [G] first mate he got drunk, and broke in the Captain's trunk
The constable had to come and take him a-[D]way
Sheriff John [G] Stone, why don't you leave me a-[C]lone, yeah, [Am] yeah
Well, I [G] feel so broke up [D], I wanna go [G] home

Chorus:

So [G] hoist up the John B's sail, see how the mainsail sets
Call for the Captain ashore, let me go [D] home
Let me go [G] home, I wanna go [C] home, yeah, [Am] yeah
Well, I [G] feel so broke up, [D] I wanna go [G] home

Verse 3:

The [G] poor cook he caught the fits, and threw away all my grits
And then he took and he ate up all of my [D] corn
Let me go [G] home, why don't they let me go [C] home [Am]
This [G] is the worst trip [D] I've ever been [G] on

Chorus:

So [G] hoist up the John B's sail, see how the mainsail sets
Call for the Captain ashore, let me go [D] home
Let me go [G] home, I wanna go [C] home, yeah, [Am] yeah
Well, I [G] feel so broke up, [D] I wanna go [G] home

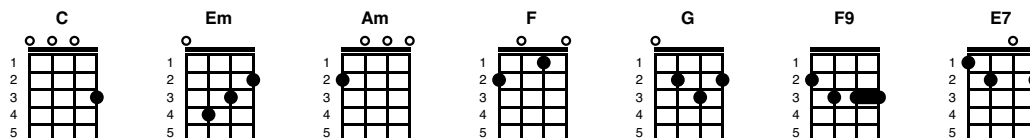
Outro:

Well, I [G] feel so broke up, [D]/ I wanna go [G] home [G]/ [C]/ [G]/

Somewhere Over the Rainbow

Key of C

Harold Arlen & E.Y. Harberg, ©1939 - as performed by Israel Kamakawiwo'ole



Instrumental:

[C] [Em] [Am] [F] [C] [G] [Am] [F9] [F] [F]

Ooo Intro:

[C][C] [Em][Em] [F][F] [C][C]
[F][F] [E7][E7] [Am][Am] [F][F]

Verses:

[C] Some[C]where [Em] over the [Em] rainbow, [F] [F] way up [C] high [C]
[F] And [F] the [C] dreams that you [C] dream of
[G] once in a [G] lull-a-[Am]by-high-[Am]high [F] . eye-eye [F] eye, oh

[C] Some[C]where [Em] over the [Em] rainbow, [F] [F] blue birds [C] fly [C]
[F] And [F] the [C] dreams that you [C] dreamed of
[G] Dreams really [G] do . come [Am] true-oo-[Am]-ooo [F] . oo-oo-[F]oo

Bridge:

Some-[C] day I'll wish u-[C]pon a star, [G] wake up where the [G] clouds are far be-[Am]hind [Am]
[F] me-ee-[F]ee. Where [C] trouble melts like [C] lemon drops, [G] high above the
[G] chim-en-ney top. That's [Am] where [Am] . . . you'll [F] find [F] me, oh

Verse & Bridge:

[C] Some[C]where [Em] over the [Em] rainbow, [F] [F] blue birds [C] fly [C]
[F] And [F] the [C] dreams that you [C] dare to, oh
[G] why . oh [G] why . can't [Am] I-I-[Am]-I [F] . eye-eye-[F]eye, oh

Some-[C] day I'll wish u-[C]pon a star, [G] wake up where the [G] clouds are far be-[Am]hind [Am]
[F] me-ee-[F]ee. Where [C] trouble melts like [C] lemon drops, [G] high above the
[G] chim-en-ney top. That's [Am] where [Am] . . . you'll [F] find [F] me, oh

Verse:

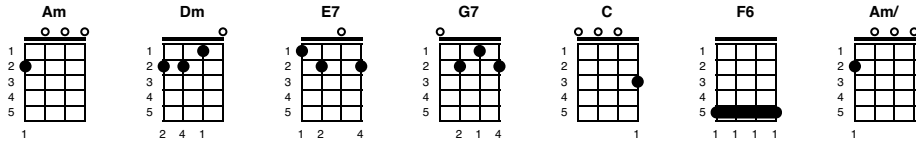
[C] Some[C]where [Em] over the [Em] rainbow, [F] [F] way up [C] high [C]
[F] And [F] the [C] dreams that you [C] dare to
[G] why . oh [G] why . can't [Am] I-I-[Am]-I [F] . eye-eye-[F]eye

Outro: [C][C] [Em][Em] [F][F] [C][C]
[F][F] [E7][E7] [Am][Am] (slow down) [F][F] [C]/

Spiderman

Key of Am

Bob Harris and Paul Francis Webster, 1967



Intro (don't sing):

[Am] Spiderman, spiderman does whatever a spider can
[Dm] Spins a web, any size, [Am] catches thieves just like flies
Look [E7] out! Here comes the Spider-[Am]man
In the [G7] chill of [C] night at the [E7] scene of a [Am] crime
Like a [G7] streak of [C] light he a-[F6]rrives just in [E7] time

Main part:

[Am] Spiderman, spiderman does whatever a spider can
[Dm] Spins a web, any size, [Am] catches thieves just like flies
Look [E7] out! Here comes the Spider-[Am]man
[Am] Is he strong? Listen bud, he's got radioactive blood
[Dm] Can he swing from a thread? [Am] Take a look overhead
Hey [E7] there! There goes the Spider-[Am]man
In the [G7] chill of [C] night at the [E7] scene of a [Am] crime
Like a [G7] streak of [C] light he a-[F6]rrives just in [E7] time

[Am] Spiderman, spiderman does whatever a spider can
[Dm] Spins a web, any size, [Am] catches thieves just like flies
Look [E7] out! Here comes the Spider-[Am]man
[Am] Is he strong? Listen bud, he's got radioactive blood
[Dm] Can he swing from a thread? [Am] Take a look overhead
Hey [E7] there! There goes the Spider-[Am]man
In the [G7] chill of [C] night at the [E7] scene of a [Am] crime
Like a [G7] streak of [C] light he a-[F6]rrives just in [E7] time

Outro:

[Am] Spiderman, spiderman, friendly neighborhood Spiderman
[Dm] Wealth and fame he's ignored, [Am] action is his reward

To [E7] him, life is a great big [Am] bang up [Am]
[E7] Whenever there's a [Am] hang up [Am]
[E7] You'll find the Spider-[Am]man! [Am] [Am] [Am/]

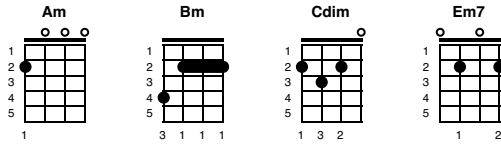
Spooky

Key of Am

Dusty Springfield, 1970

<https://www.youtube.com/watch?v=f7QzxYAjgNc>

Strum: D-Du-D-Du, each chord gets 4 beats



Intro:

[Am] [Bm] [Am] [Bm]
A|-3-03|22-2|-3-03|22-2|

In the [Am] cool of the evening when
[Bm] everything is gettin' kind of [Am] groovy [Bm]
You [Am] CALL me up and ASK me would I
[Bm] LIKE to go with YOU and see a [Am] mo-vie [Bm]
[Am] First I say no, I've got some [Am] plans for the night
And then I [Bm]/ stop (snap, 3, snap) and [Cdim] say all right
[Am] Love is kinda crazy
With a [Bm] spooky little boy like [Am] you [Em7]

You [Am] always keep me guessin'
I [Bm] never seem to know what you are [Am] think-in' [Bm]
And if a [Am] girl looks at you it's for
[Bm] sure your little eye will be a [Am] wink-in' [Bm]
[Am] I get confused, I never [Am] know where I stand
And then you [Bm]/ smile (snap, 3, snap) and [Cdim] hold my hand
[Am] Love is kinda crazy with a [Bm] spooky little boy like [Am] you
[Em7] Spooky, yeah

[Am] [Bm] [Am] [Bm] [Am] [Bm] [Am] [Bm]
A|-3-03|22-2-020|-3-03|22-2-020|-3-03|22-2-020|-3-03|22-2|

[Am] IF you de-CIDE, some-day to
[Bm] STOP this little GAME that you are [Am] PLAY-in' [Bm]
I'm [Am] GONNA tell you ALL the things
My [Bm] HEART's been a DYIN' to be [Am] SAY-in' [Bm]
[Am] Just like a ghost, you've been a [Am] hauntin' my dreams
But now I [Bm]/ know (snap, 3, snap) you're [Cdim] not what you seem
[Am] Love is kinda crazy with a [Bm] spooky little boy like [Am] you
[Em7] Spooky, yeah [Am] [Bm] ah ah ha --
[Am] Spooky [Bm] mm-mm-mm--- [Am] spooky [Bm] yeah yeah
[Am] Spooky [Bm] ah ha ha ha [Am] spooky [Bm] ah ha ha [Am]/

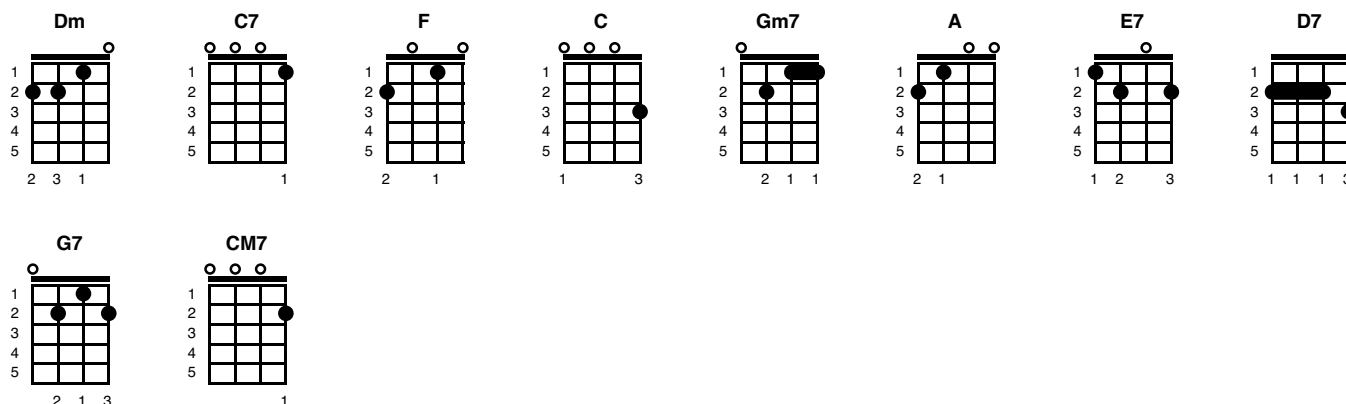
Alternative chords:

Am Bm
G5 C4 E0 A0 G7 C6 E7 A0

Spooky Scaryland

Key of F

to the tune of Winter Wonderland, ©2023



Intro:

[Dm] Lurkin' in a [C7] spooky scary-[F]land. [C7]/

Screech owls [F] hoot, are you listening?

'Neath the [C] moon, all is glistening.

A [C7] real scary [Gm7] sight, we're [C] frightened [C7] tonight.

[Dm] Lurkin' in a [C7] spooky scary-[F]land.

Black cats [F] yowl, can you hear 'em?

Ghosties [C] howl, don't you fear 'em.

A [C7] real scary [Gm7] sight, we're [C] shakin' [C7] tonight.

[Dm] Lurkin' in a [C7] spooky scary-[F]land.

[A] In the streets, we're [E7] begging for some [A] candy.

We've been waiting [E7] for this night all [A] year.

[C] We have tried [F] to frighten every-[C]body,

And to [D7] make a costume [G7] filling you with [C] fear. [CM7] [C7]

Later [F] on, while we're eatin' what we [C] got trick or treatin'.

We'll [C7] share all our [Gm7] sacks of [C] Halloween [C7] snacks,

[Dm] Lurkin' in a [C7] spooky scary-[F]land

[Dm] Lurkin' in a [C7] spooky scary-[F]land

(4 beats to each chord)

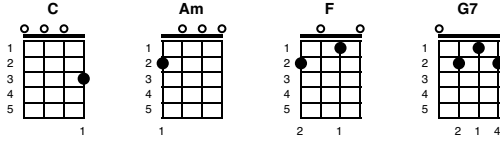
[Dm] Lurkin' in a [C7] spooky scary-[F]land [F]/ [C7]/ [F]/

Stand by Me (with tabs)



Key of C

Ben E. King

Tabs: M. Ariza



Intro (count in 1, 2, 1,2,3):



Verse 1:

When the [C] night has [C] come, [Am] and the land is [Am] dark
And the [F] moon is the [G7] only light we'll [C] see [C]
No I [C] won't be [C] afraid, no I [Am] won't be [Am] afraid
Just as [F] long as you [G7] stand, stand by [C] me. And [C] darlin', darlin'

Chorus:

[C] Stand by [C] me, oh [Am] stand by [Am] me
Oh [F] stand, [G7] stand by me, [C] stand by me [C]

Verse 2:

If the [C] sky that we look u[C]pon, [Am] should tumble and [Am] fall
And the [F] mountains should [G7] crumble to the [C] sea [C]
I won't [C] cry, I won't [C] cry, no I [Am] won't shed a [Am] tear
Just as [F] long as you [G7] stand, stand by [C] me. And [C] darlin', darlin'

Chorus:

[C] Stand by [C] me, oh [Am] stand by [Am] me
Oh [F] stand, [G7] stand by me, [C] stand by me

Solo:

	[C]	[C]	[C]	[Am]	[Am]	[F]
A	-----	-----3-5	7-7-7--7-5-3	0---0-----	-----0-3-0-----	0---3-----0-
E	0-0-0--1-1-1	3-----5-7	8-8-8--8-7-5	0---0-----	--0-3-----3-0	1---1-----1-
C	0-0-0--2-2-2	4-----	-----	0---0-----	0-----	-----
G	-----	-----	-----	2---2-----	-----	-----

	[G7]	[C]	[C]	[C]	[C]	[Am]
A	2-2---2-3--5--	8--7-----	---3--3--5-	7-----8-	10-10-10--10--8--	7---7-----
E	3-3---3-5--7--	10--8-----	---5--5--7-	8-----10-	12-12-12--12--12-	8---8-----
C	-----	-----	-----	-----	-----	9---9-----
G	-----	-----	-----	-----	-----	-----

	[Am]	[F]	[G7]	[C] SING: Oh	[C] darlin', darlin'
A	-----0-3-0-----	0---3-----0-	2-2---2-3--5-	3-----	3-----
E	--0-3-----3-0-	1---1-----1-	3-3---3-5--7-	0---3-1-	0-----
C	0-----	-----	-----	0-----	0-----
G	-----	-----	-----	0-----	0-----

Chorus:

[C] Stand by [C] me, oh [Am] stand by [Am] me
 Oh [F] stand, [G7] stand by me, [C] stand by me [C]

Chorus (sing, NO strumming - percussion only):

[C] Stand by [C] me, oh [Am] stand by [Am] me
 [C] Stand by [C] me, oh [Am] stand by [Am] me

Chorus:

[C] Stand by [C] me, oh [Am] stand by [Am] me
 Oh [F] stand, [G7] stand by me,

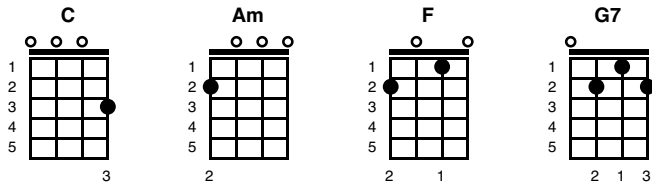
End:

	[C] stand by me	[Am]	[F] / /	[G7] / /	[C] tremolo
A	-3-----3---2--	0-----3-2-0-3-	---3---2---5---	-3---	
E	-----	0-----	1---1---3---3---	-0---	
C	-----	0-----	-----	-0---	
G	-----	-----	-----	-0---	

Stand by Me

Ben E. King, ©1961

Key of C



Intro:

[C] night has [C] come, [Am] and the land is [Am] dark
And the [F] moon is the [G7] only light we'll [C] see [C]

Verse 1:

When the [C] night has [C] come, [Am] and the land is [Am] dark
And the [F] moon is the [G7] only light we'll [C] see [C]
No I [C] won't be [C] afraid, no I [Am] won't be [Am] afraid
Just as [F] long as you [G7] stand, stand by [C] me

Chorus:

And [C] darlin', darlin' [C] Stand by [C] me, oh [Am] stand by [Am] me.
Oh [F] stand, [G7] stand by me, [C] stand by me [C]

Verse 2:

If the [C] sky that we look u-[C]pon, [Am] should tumble and [Am] fall
And the [F] mountains should [G7] crumble to the [C] sea [C]
I won't [C] cry, I won't [C] cry, no I [Am] won't shed a [Am] tear
Just as [F] long as you [G7] stand, stand by [C] me

Chorus:

And [C] darlin', darlin' [C] Stand by [C] me, oh [Am] stand by [Am] me
Oh [F] stand, [G7] stand by me, [C] stand by me [C]

Instrumental:

If the [C] sky that we look u-[C]pon, [Am] should tumble and [Am] fall
And the [F] mountains should [G7] crumble to the [C] sea [C]
I won't [C] cry, I won't [C] cry, no I [Am] won't shed a [Am] tear
Just as [F] long as you [G7] stand, stand by [C] me

Chorus (sing & strum):

And [C] darlin', darlin' [C] Stand by [C] me, oh [Am] stand by [Am] me
Oh [F] stand, [G7] stand by me, [C] stand by me [C]

Chorus (sing NO strum - percussion only PLUS BASS):

[C] Stand by [C] me, oh [Am] stand by [Am] me
Oh [F] stand, [G7] stand by me, [C] stand by me

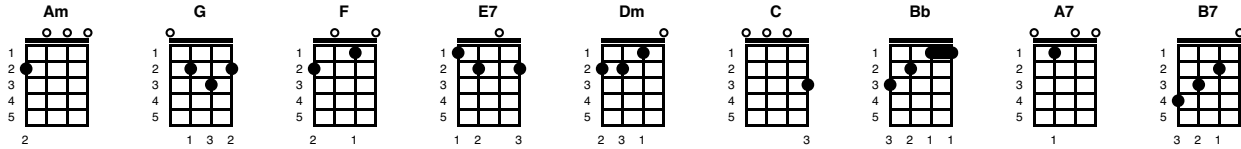
Chorus (sing & strum):

[C] And darlin', darlin' [C] Stand by [C] me, oh [Am] stand by [Am] me
Oh [F] stand, [G7] stand by me, [C] stand by me [Am]
[F]// [G7]// [C]/

Stray Cat Strut

Stray Cats, ©1981

Key of Am



Intro: 2 beats per chord

[Am] [G] [F] [E7], [Am] [G] [F] [E7]

[Am] Ooh [G] ooh [F] ooh [E7] ooh, [Am] Ooh [G] ooh [F] ooh [E7] ooh

(add harmonies) [Am] Ooh [G] ooh [F] ooh [E7] ooh, [Am] Ooh [G] ooh [F] ooh [E7] ooh

Verse 1:

[Am] Black and orange [G] stray cat [F] sittin' on a [E7] fence [Am] [G] [F] [E7]

[Am] Ain't got e-[G]nough dough to [F] pay the [E7] rent [Am] [G] [F] [E7]

[Am] I'm flat [G] broke but [F] I don't [E7] care

I [Am]/ strut right by with my tail in the air

[Dm] Stray cat [C] strut I'm a [Bb] ladies [A7] cat

I'm a [Dm] feline Casa-[C]nova hey [Bb] man that's [A7] that

Get a [Dm] shoe thrown [C] at me from a [Bb] mean old [A7] man

[Dm]/ Get my dinner from a garbage can

[Am] [G] [F] [E7] Meow, [Am] [G] [F] yeah, don't [E7] cross my path!

[Am] [G] [F] [E7], [Am]/ 2(snap), 3, 4(snap), 5, 6(snap), 7, 8(snap)

Bridge:

[Dm] I don't bother [Dm] chasing mice a-[Am]round . . . [Am] . oh no! .

I [Dm] slink down the alley [Dm] looking for a fight

[B7] Howlin' to the moonlight on a [E7] hot summer night

Verse 2:

[Am] Singin' the [G] blues while the [F] lady cats [E7] cry

[Am] Wild stray [G] cat you're a [F] real gone [E7] guy

I [Am] wish I could [G] be as [F] care-free and [E7] wild

But I [Am]/ got cat class and I got cat style

Interlude:

[Am] Ooh [G] ooh [F] ooh [E7] ooh, [Am] Ooh [G] ooh [F] ooh [E7] ooh

[Am] Ooh [G] ooh [F] ooh [E7] ooh, [Am]/ 2(snap), 3, 4(snap), 5, 6(snap), 7, 8(snap)

Bridge:

[Dm] I don't bother [Dm] chasing mice a-[Am]round . . . [Am] . oh no! .

I [Dm] slink down the alley [Dm] looking for a fight

[B7] Howlin' to the moonlight on a [E7] hot summer night

[Am] Singin' the [G] blues while the [F] lady cats [E7] cry

[Am] Wild stray [G] cat you're a [F] real gone [E7] guy

I [Am] wish I could [G] be as [F] care-free and [E7] wild

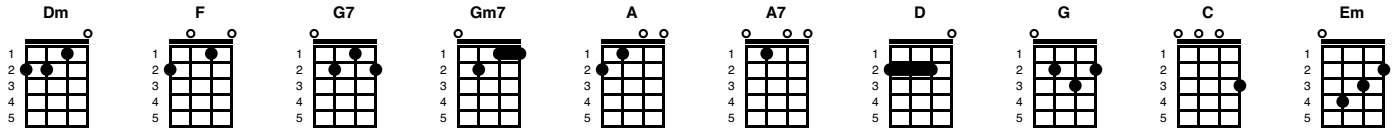
But I [Am]/ got cat class and I got cat style

Outro: [Am] [G] [F] [E7] [Am]/

Summer In The City

Key of Dm

The Lovin' Spoonful, @1966



[Dm] Hot town, [F] summer in the city, [G7] Back of my neck getting [Gm7] dirty and gritty
[Dm] Been down, [F] isn't it a pity, [G7] Doesn't seem to be a [Gm7] shadow in the city
[A] All around, [A7] people looking half dead
[Dm] Walking on the sidewalk, [D] hotter than a match head

[G] But at night it's a [C] different world, [G] Go out and [C] find a girl
[G] Come-on come-on and [C] dance all night, [G] Despite the heat it'll [C] be alright

[Em] And babe, don't you [A] know it's a pity
[Em] That the days can't [A] be like the nights
In the [Em] summer, in the [A] city, In the [Em] summer, in the [A] city

[Dm] Cool town, [F] evening in the city, [G7] Dressing so fine and [Gm7] looking so pretty
[Dm] Cool cat, [F] looking for a kitty, [G7] Gonna look in every [Gm7] corner of the city
[A] Till I'm [A7] wheezing like a bus stop
[Dm] Running up the stairs, gonna [D] meet you on the rooftop

[G] But at night it's a [C] different world, [G] Go out and [C] find a girl
[G] Come-on come-on and [C] dance all night, [G] Despite the heat it'll [C] be alright

[Em] And babe, don't you [A] know it's a pity
That the [Em] days can't [A] be like the nights
In the [Em] summer, in the [C] city, In the [Em] summer, in the [C] city

[Dm] [F] [G7] [Gm7] [Dm] [F] [G7] [Gm7]

[Dm] Hot town, [F] summer in the city, [G7] Back of my neck getting [Gm7] dirty and gritty
[Dm] Been down, [F] isn't it a pity, [G7] Doesn't seem to be a [Gm7] shadow in the city
[A] All around, [A7] people looking half dead
[Dm] Walking on the sidewalk, [D] hotter than a match head

[G] But at night it's a [C] different world, [G] Go out and [C] find a girl
[G] Come-on come-on and [C] dance all night, [G] Despite the heat it'll [C] be alright

[Em] And babe, don't you [A] know it's a pity
[Em] That the days can't [A] be like the nights
In the [Em] summer, in the [A] city, In the [Em] summer, in the [A] city

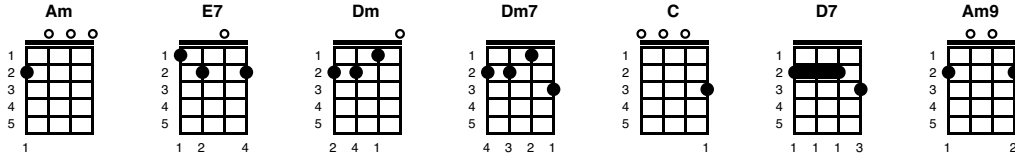
[Dm] [F] [G7] [Gm7] [Dm] [F] [G7] [Gm7] [Dm]/

Summertime

Key of C

Music by George Gershwin, Lyrics by DuBose Hayward and Ira Gershwin, 1934

Swing strum: d du - d du



Intro:

[Am][E7] [Am][E7] [Am][E7] [Am][E7]/

Verse 1:

Summer [Am] time [E7][Am] and the [E7] livin' is [Am] easy [E7][Am][E7]
Fish are [Dm] jumpin' [Dm7] and the cotton is [E7] high [E7]
Oh your [Am] daddy's [E7] rich
[Am] And your [E7] mama's good [Am] look-[E7]in' [Am][E7]
So [C] hush little [Am] baby, [D7]do-[E7]n't you [Am] cry [E7] [Am]

Verse 2:

[E7] One of the [Am] mornings [E7][Am]
You're gonnna [E7] rise up [Am] sing-[E7]ing [Am][E7]
And you'll [Dm] spread your wings [Dm7] and you'll take to the [E7] sky [E7]
but til that [Am] morning [E7] [Am] there ain't [E7] nothing' can [Am] harm [E7] you [Am][E7]
With [C] daddy and [Am] mama [D7] sta-[E7]nding [Am] by [Am][D7][Dm7] /

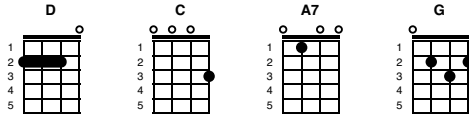
Outro:

So [C]/ hush little [Am]/ baby, [D7]/ do-[E7]/-n't you cry (hold note then strum [Am9]/)

Surfin' Safari

The Beach Boys, ©1962

Key of D



[D]/ Let's go surfin' now

[C]/ Everybody's learnin' how

[A7]/ Come on and sa-[A7]/fari with [D]//// me [D] (4 up and down strums)

[G] Early in the mornin' well be [C] startin' out

Some [D]// honeys will be [C]// comin' a-[G]long

We're loadin' up our woody with our [C] boards inside

And [D]// headin' out [C]// singin' our [G] song

[G] Come on baby wait and see

Yes, I'm gonna take you surfin' with me

[C] Come along baby, wait and see

Yes, [G] I'm gonna take you surfin' with me

[D]/ Let's go surfin' now

[C]/ Everybody's learnin' how

[A7]/ Come on and sa-[A7]/fari with [D]//// me [D] (4 up and down strums)

[G] At Huntington and Malibu, they're [C] shootin' the pier

At [D]// Rincon they're [C]// walkin' the [G] nose

Were goin' on safari to the [C] islands this year

So if you're [D]// comin' get [C]// ready to [G] go

[G] Come on baby wait and see

Yes, I'm gonna take you surfin' with me

[C] Come along baby, wait and see

Yes, [G] I'm gonna take you surfin' with me

[D]/ Let's go surfin' now

[C]/ Everybody's learnin' how

[A7]/ Come on and sa-[A7]/fari with [D]//// me [D] (4 up and down strums)

They're [G] anglin'in Laguna in [C] Cerro Azul

They're [D]// kickin' out in [C]// Dohini [G] too

I tell you surfings mighty wild its getting [C] bigger everyday

from [D]// Hawaii to the [C]// shores of Pe-[G]ru

[G] Come on baby wait and see

Yes, I'm gonna take you surfin' with me

[C] Come along baby, wait and see

Yes, [G] I'm gonna take you surfin' with me

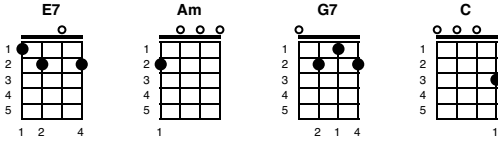
[D]/ Let's go surfin' now [C]/ Everybody's learnin' how

[A7]/ Come on and sa-[A7]/fari with [D]/ me

Sway

Key of E7

Pablo Beltran Ruiz, performed by Pedro Infante, Dean Martin and Michael Buble among others, 1954



Intro: [E7] [E7] [Am] [Am] [E7] [E7] [Am] [Am]/

When marimaba rhythms [E7] start to play, dance with me [Am] make me sway
Like a lazy ocean [E7] hugs the shore, hold me close [Am] sway me more /
Like a flower bending [E7] in the breeze, bend with me [Am] sway with ease
When we dance you have a [E7] way with me, stay with me [Am] sway with me /

Other dancers may [G7] be on the floor
Dear, but my eyes will [C] see only you
Only you have the [E7] magic technique
When we sway I go [Am] weak /

I can hear the sounds of [E7] violins, long before [Am] it begins
Make me thrill as only [E7] you know how, sway me smooth [Am] sway me now /

Instrumental solo:

When marimaba rhythms [E7] start to play, dance with me [Am] make me sway
Like a lazy ocean [E7] hugs the shore, hold me close [Am] sway me more /
Like a flower bending [E7] in the breeze, bend with me [Am] sway with ease
When we dance you have a [E7] way with me, stay with me [Am] sway with me /

Sing:

Other dancers may [G7] be on the floor
Dear, but my eyes will [C] see only you
Only you have the [E7] magic technique
When we sway I go [Am] weak /

I can hear the sounds of [E7] violins, long before [Am] it begins

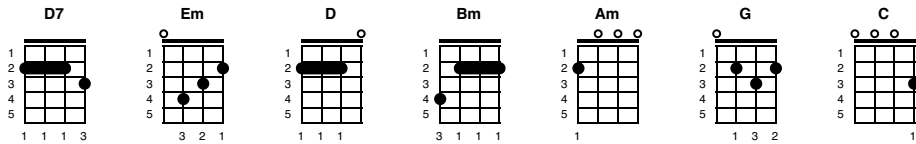
Make me thrill as only [E7] you know how, sway me smooth [Am] sway me now /
Make me thrill as only [E7] you know how, sway me smooth [Am] sway me now /
Make me thrill as only [E7] you know how, sway me smooth [Am] sway me now [cha-cha-cha]

Sweet Caroline

Key of G

Neil Diamond

Timing: 4/4 (chord symbol itself is 1 beat)



Intro (low G for tab):

	[D7]	[D7]	[D7]	[D7]	[D7]
A	-----	-----	-----	-----	-----
E	-----	-----	-----	-----	0-2-3----0-2
C	-----	-----	0-2-4----0-2	4-2-0--4-2-0	-----
G	2-4-5---2-4	5-4-2--5-4-2	-----	-----	-----

	[Em]	[D]	[Bm]	[Am]
A	-----		2-----0-----	
E	3-----2-----			
C	-----			
G	-----			

Verse 1 & Chorus:

[G] . Where it be-|gan . . . | [C] . I can't be-|gin to know-in' |
[G] . But then I | know it's grow-in' | [D] strong . . . | |
[G] . Was in the | spring . . . | [C] . then spring be-|came the summer |
[G] . Who'd've be-|lieved you'd come a-| [D] long . . . | |
[G] Hands . . . | | [Em] . touch-ing| hands . . . |
[D] . Reach-ing | out . . . | [C] . touch-ing| me, touch-ing |
[D] you . . . | [D]// [C]/ [D]/ |

[G] Sweet Car-o-| [C]-line . [C]/ [G]// [C]// Good times| ne-ver seem so |
[D] good . . . | [D]// [C]/ [D]// [G] I've . been in-| [C]-clined [C]/ [G]// |
[C] . To be-|lieve it ne-ver | [D]// would [C]// but | [Bm]// now [Am]// I |

Verse 2 & Chorus:

[G] . Look at the | night . . . | [C] . and it don't | seem so lone-ly |
[G] . We fill it | up with only | [D] two . . . | |
[G] . And when I | hurt . . . | [C] . hurt-in' runs | off my shoul-der |
[G] . How can I | hurt when hold-ing | [D] you? . . . | |
[G] Warm . . . | | [Em] . touch-ing| warm . . . |
[D] . Reach-ing | out . . . | [C] . touch-ing| me, touch-ing |
[D] you . . . | [D]// [C]/ [D]/ |

[G] Sweet Car-o-| [C]-line . [C]/ [G]// [C]// [C] Good times| ne-ver seem so |
[D] good . . . | [D]// [C]/ [D]// [G] I've been in-| [C]-clined [C]/ [G]// |
[C] . To be-|lieve it ne-ver | [D]// would [C]// oh | [Bm]// no [Am]// no |

Solo (same as intro - low G for tab):

	[D7]	[D7]	[D7]	[D7]	[D7]
A	-----	-----	-----	-----	-----
E	-----	-----	-----	-----	0-2-3----0-2
C	-----	-----	0-2-4----0-2	4-2-0--4-2-0	-----
G	2-4-5---2-4	5-4-2--5-4-2	-----	-----	-----

	[Em]	[D]	[Bm]	[Am]
A	-----	2-----0-----		
E	3-----2-----	-----		
C	-----	-----		
G	-----	-----		

Chorus:

[G] Sweet Car-o-[C]-line . [C]/ [G]/ |[C]// [C] Good times| never seem so |
[D] good . . . |[D]// [C]/ [D]/|
(So good! So good! So good!)

[G] I've been in-[C]-clined [C]/ [G]/|[C]// To be-[C]lieve they ne-ver|
[D] could . . . |[D]// [C]/ [D]/|

[G] Sweet Car-o-[C]-line . [C]/ [G]/ |[C]// [C] Good times| never seem so |
[D] good . . . |[D]// [C]/ [D]/|
(So good! So good! So good!)

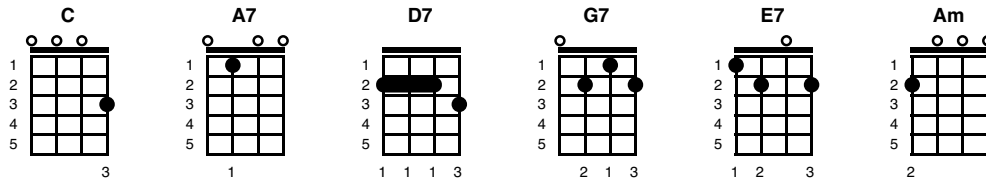
[G] I've been in-[C]-clined [C]/ [G]/|[C]// To be-[C]lieve they ne-ver|
[D]// would [C]// But[Bm]// Now [Am]// I | (tremolo strum on [G])

Sweet Georgia Brown

Key of C

Ben Bernie & Maceo Pinkard, lyrics Kenneth Casey, ©1925

Notes: the words "not much" are spoken, not sung; "-" is a beat/break



Intro: (Chorus - whistle ala Globe Trotter theme):

[C] . . . [A7] . . . [D7] . . [G7] . . [C] . . .

[A7] No gal made has got the shade on - sweet Georgia Brown

[D7] Two left feet but oh so neat has - sweet Georgia Brown

[G7] They all sigh and wanna die for - sweet Georgia Brown

I'll tell you just [C] why- [G7] y - you know I don't [C] lie . . not [E7] much

Chorus:

[A7] No gal made has got the shade on - sweet Georgia Brown

[D7] Two left feet but oh so neat has - sweet Georgia Brown

[G7] They all sigh and wanna die for - sweet Georgia Brown

I'll tell you just [C] why- [G7] y - you know I don't [C] lie . . not [E7] much

Verse 1:

[A7] It's been said, she knocks 'em dead when - she lands in town

[D7] Since she came why it's a shame how - she cooled 'em down

[Am] Fellers [E7] she can't get, are [Am] - fellers [E7] she ain't met

[C] Georgia claimed her [A7] Georgia named her [D7] Sweet [G7] Georgia [C] Brown

Chorus - whistle:

[A7] No gal made has got the shade on - sweet Georgia Brown

[D7] Two left feet but oh so neat has - sweet Georgia Brown

[G7] They all sigh and wanna die for - sweet Georgia Brown

I'll tell you just [C] why- [G7] - you know I don't [C] lie . . not [E7] much

Chorus:

[A7] No gal made has got the shade on - sweet Georgia Brown

[D7] Two left feet but oh so neat has - sweet Georgia Brown

[G7] They all sigh and wanna die for - sweet Georgia Brown

I'll tell you just [C] why- [G7] y - you know I don't [C] lie . . not [E7] much

Verse 2:

[A7] All those tips the porter slips to - Sweet Georgia Brown

[D7] They buy clothes at fashion shows with - one dollar down

[Am] Oh boy, [E7] tip you hats [Am] oh joy, [E7] she's the 'cat's'

[C] Whose that, mister? [A7] ain't her sister, it's [D7] Sweet [G7] Georgia [C] Brown

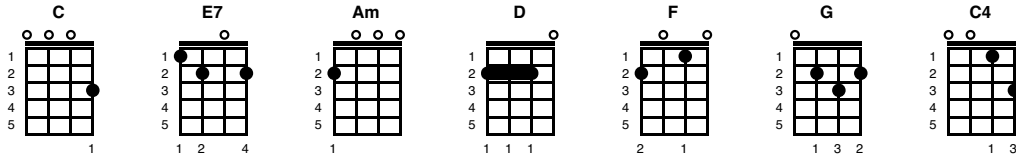
[C] Georgia claimed her [A7] Georgia named her

[D7] Sweet [G7] Geor-gia [C] Brown [C]/ [G7]/ [C]/

Sweet Pea

Key of C

Amos Lee



[C][E7][Am][D]

[C][Am][F][G]

[C][Am][F][G]

[C] Sweet pea [E7] apple of my eye

[Am] Don't know when and I [D] don't know why

[C] You're the only [Am] reason I [F] keep on [G] coming

[C] home [Am][F][G]

[C] Sweet pea [E7] what's this all about

[Am] Don't get your way all you [D] do is fuss and pout

[C] You're the only [Am] reason I [F] keep on [G] coming [C] home [Am][F][G]

Unlike the [E7] Rock of Gibraltar, I always seem to falter

And the [Am] words just get in the way

Oh, I [D] know I'm gonna crumble, I'm trying to stay humble

But I [G]/ never think before I say

[C][E7][Am][D]

[C][Am][F][G]

[C][Am][F][G]

[C] Sweet pea [E7] keeper of my soul

[Am] I know sometimes I'm [D] out of control

[C] You're the only [Am] reason I [F] keep on [G] coming

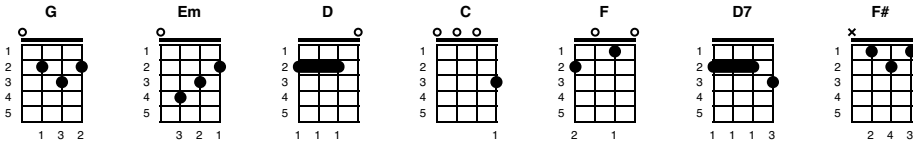
[C] You're the only [Am] reason I [F] keep on [G] coming

[C] You're the only [Am] reason I [F] keep on [G] coming [C] home [C4] [C]

Take Me Home, Country Roads

Key of G

John Denver, 1971



Intro: [G] [G] [G] [G]

Verse 1:

[G] Almost heaven, [Em] West Virginia
[D] Blue Ridge Mountains, [C] Shenandoah [G] River
[G] Life is old there, [Em] older than the trees,
[D] Younger than the mountains, [C] growin' like a [G] breeze

Chorus:

Country [G] roads, take me [D] home to the [Em] place I be-[C]long
West [G] Virginia, mountain [D] mama, take me [C] home, country [G] roads

Verse 2:

[G] All my memories [Em] gather 'round her
[D] Miner's lady, [C] stranger to blue [G] water
[G] Dark and dusty, [Em] painted on the sky
[D] Misty taste of moonshine, [C] teardrop in my [G] eye

Chorus:

Country [G] roads, take me [D] home to the [Em] place I be-[C]long
West [G] Virginia, mountain [D] mama, take me [C] home, country [G] roads

Bridge:

[Em] I hear her [D] voice in the [G] mornin' hour she calls me
The [C] radio re-[G]minds me of my [D] home far away
[Em] Drivin' down the [F] road I get the [C] feelin' that I
[G] Should've been home [D] yesterday, yester-[D7]day [D7]/

Chorus and outro:

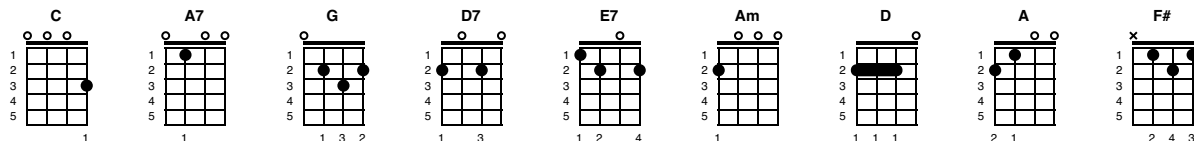
Country [G] roads, take me [D] home to the [Em] place I be-[C]long
West [G] Virginia, mountain [D] mama, take me [C] home, country [G] roads
Take me [D] home, country [G] roads
Take me [D] home, country [G] roads [G]/ [F#]/ [G]/

Take Me Out to the Ballgame

Key of G

Jack Norworth and Albert Von Tilzer, 1908

Timing: 3/4 (waltz)



Intro (don't sing):

For it's [C] one, [A7] two, [G] three strikes, you're out
At the [A7] old [D7] ball [G] game! [D7]

Chorus:

[G] Take me out to the [D7] ball game, [G] take me out with the [D7] crowd
[E7] Buy me some peanuts and [Am] Cracker Jacks, [A7] I don't care if I [D] ever get [D7] back
'Cause it's [G] root, root, root for the [D7] home team, if [G] they don't win it's a [C] shame
For it's [C]/ one, [A7]/ two, [G] three strikes, you're out
At the [A7] old [D7] ball [G] game! [D7]

Verse 1:

[G] Katie Casey was base-ball mad, she [C] had the fever and she had it bad
[D7] Just to root for the [Am] home town crew, every cent - Katie [G] spent
[G] On a Saturday her young beau [C] called to see if she'd like to go
To [A] see a show, but Miss [D] Kate said "No, I'll [A] tell you what you can [D] do" [D7]

Chorus:

[G] Take me out to the [D7] ball game, [G] take me out with the [D7] crowd
[E7] Buy me some peanuts and [Am] Cracker Jacks, [A7] I don't care if I [D] ever get [D7] back
'Cause it's [G] root, root, root for the [D7] home team, if [G] they don't win it's a [C] shame
For it's [C]/ one, [A7]/ two, [G] three strikes, you're out
At the [A7] old [D7] ball [G] game! [D7]

Verse 2:

[G] Katie Casey saw all the games, [C] knew all the players by their first names
[D7] Told the umpire [Am] he was wrong, all along, she was [G] strong
[G] When the score was two to two, Miss [C] Katie knew just what to do
To [A] cheer the boys of the [D] home town crew, she [A] made the gang sing this [D] song [D7]

Chorus (extend last line as written):

[G] Take me out to the [D7] ball game, [G] take me out with the [D7] crowd
[E7] Buy me some peanuts and [Am] Cracker Jacks, [A7] I don't care if I [D] ever get [D7] back
'Cause it's [G] root, root, root for the [D7] home team, if [G] they don't win it's a [C] shame
For it's [C]/ one, [A7]/ two, [G] three strikes, you're out
At the [A7] old [A7] [D7] ball [D7] [G] game! [G] [G]/ , [F#]/ [G]/

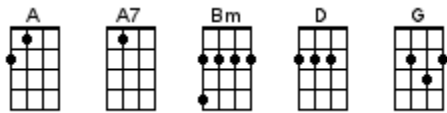
Traditional

Key of Bb

[C] Day is done, gone the sun,
[C] From the lake, from the hills, from the sky;
[C] All is well, safely [G] rest, God is [C] nigh.

Teach Your Children

Graham Nash (as recorded by Crosby, Stills, Nash, and Young 1970)



INTRO: / 1 2 / 1 2 /

[D] You **[D]** who are on the **[G]** road **[G]**
Must have a **[D]** code **[D]** that you can **[A]** live by **[A7]**↓

[D] You, who are on the **[G]** road **[G]**
Must have a **[D]** code, that you can **[A]** live by **[A7]**
And **[D]** so, become your-**[G]**self **[G]**
Because the **[D]** past, is just a **[A]** goodbye **[A]**

[D] Teach, your children **[G]** well **[G]**
Their father's **[D]** hell, did slowly **[A]** go by **[A7]**
And **[D]** feed, them on your **[G]** dreams **[G]**
The one they **[D]** picks, the one you'll **[A]** know by **[A]**

[D] Don't you ever ask them **[G]** why
If they **[G]** told you, you would **[D]** cry
So just **[D]** look at them and **[Bm]** sigh **[Bm]** / **[G]** / **[A7]**↓
And know they **[D]** love you **[D]**

[G] / **[G]** / **[D]** / **[D]** / **[A]** / **[A7]**↓ **< NEXT 2 PARTS SUNG TOGETHER >**

And **[D]** you **[D]** of tender **[G]** years **[G]** Can't know the
[D] **Can you** **[D]** **hear?** **[G]** **Do you** **[G]** **care?**

[D] fears **[D]** that your elders **[A]** grew by **[A7]** And so please
[D] **Can you** **[D]** **see that you** **[A]** **must be** **[A7]** **free to**

[D] help **[D]** them with your **[G]** youth **[G]** They seek the
[D] **Teach your** **[D]** **children what** **[G]** **you be-****[G]****lieve in and**

[D] truth **[D]** before they **[A]** can die **[A]**
[D] **Make a** **[D]** **world that** **[A]** **we can** **[A]** **live in**

[D] Teach, your parents **[G]** well **[G]**
Their children's **[D]** hell, will slowly **[A]** go by **[A7]**
And **[D]** feed, them on your **[G]** dreams **[G]**
The one they **[D]** picks the one you'll **[A]** know by **[A]**

[D] Don't you ever ask them **[G]** why
If they **[G]** told you, you would **[D]** cry
So just **[D]** look at them and **[Bm]** sigh **[Bm]** / **[G]** / **[A7]**↓
And know they **[D]** love you **[D]**

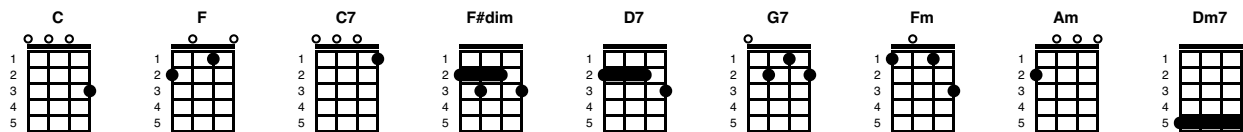
[G] / **[G]** / **[D]** / **[A]** / **[D]** / **[D]**↓**[A7]**↓ **[D]**↓

That's an Irish Lullaby

James Royce Shannon, ©1913

Timing: 3/4

Key of C



[C] Too-ra-[F]loo-ra-[C]loo-ral, [C7] [F] Too-ra-loo-ra-[F#dim]li,
[C] Too-ra-[F]loo-ra-[C]loo-ral, [C] [D7] hush, now, don't you [G7] cry. [G7]
[C] Too-ra-[F]loo-ra-[C]loo-ral, [C7] [F] Too-ra-loo-ra-[F#dim]li,
[C] Too-ra-[F]loo-ra-[C]loo-ral, that's an [D7] Irish [Fm] lull-a-[C]by. [G7]

[C] Over [F] in Kil-[C]larney, [Am] many years a-[C]go [G7]
Me [C] mother [F] sang a [C] song to me in [D7] tones so sweet and [Dm7] low [G7]
Just a [C] simple [F] little [C] ditty in her [Am] good 'ould' Irish [C] way
And I'd [F] give the world if [C] she could sing that [D7] song to me to-[Dm7]day.....[G7]

[C] Too-ra-[F]loo-ra-[C]loo-ral, [C7] [F] Too-ra-loo-ra-[F#dim]li,
[C] Too-ra-[F]loo-ra-[C]loo-ral, [C] [D7] hush, now, don't you [G7] cry. [G7]
[C] Too-ra-[F]loo-ra-[C]loo-ral, [C7] [F] Too-ra-loo-ra-[F#dim]li,
[C] Too-ra-[F]loo-ra-[C]loo-ral, that's an [D7] Irish [Fm] lull-a-[C]by. [G7]

[C] Oft in [F] dreams I [C] wander [Am] to that cot a-[C]gain, [G7]
[C] I feel her [F] arms a-[C]huggin' me as [D7] when she held me [Dm7] then. [G7]
And I [C] hear her [F] voice a-[C]hummin' to me [Am] as in days of [C] yore,
When she [F] used to rock me [C] fast asleep out-[D7]side the cabin [Dm7] door. [G7]

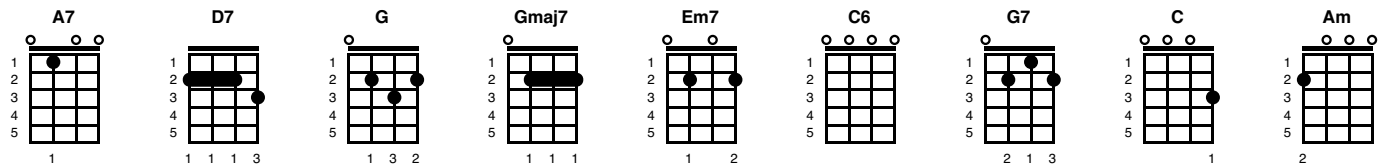
[C] Too-ra-[F]loo-ra-[C]loo-ral, [C7] [F] Too-ra-loo-ra-[F#dim]li,
[C] Too-ra-[F]loo-ra-[C]loo-ral, [C] [D7] hush, now, don't you [G7] cry. [G7]
[C] Too-ra-[F]loo-ra-[C]loo-ral, [C7] [F] Too-ra-loo-ra-[F#dim]li,
[C] Too-ra-[F]loo-ra-[C]loo-ral, that's an [D7] Irish [Fm] lull-a-[C]/ by.

The Band Played On

Key of G

lyrics by John F. Palmer and music by Charles B. Ward, ©1895

Timing: 3/4



Intro:

[A7] [D7] [G] [G]/

[G] Casey would [Gmaj7] waltz with a [Em7] strawberry [Gmaj7] blonde

And the [D7] band [C6] played [D7] on [D7]

[D7] glide 'cross the floor with the girl he adored

And the [G] band [Gmaj7] played [G] on [G]

But his brain was so [D7] loaded it [G7] nearly ex-[C]ploded

The [Am] poor girl would shake with alarm

He'd [C] ne'er leave the girl with the [G] strawberry [Em7] curls

And the [A7] band [D7] played [G] on

[A7] [D7] [G] [G]/

[G] Casey would [Gmaj7] waltz with a [Em7] strawberry [Gmaj7] blonde

And the [D7] band [C6] played [D7] on [D7]

[D7] glide 'cross the floor with the girl he adored

And the [G] band [Gmaj7] played [G] on [G]

But his brain was so [D7] loaded it [G7] nearly ex-[C]ploded

The [Am] poor girl would shake with alarm

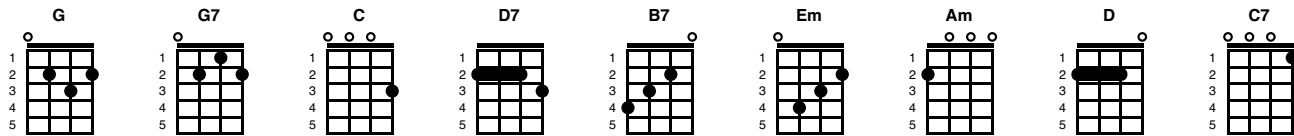
He'd [C] ne'er leave the girl with the [G] strawberry [Em7] curls

And the [A7] band [D7] played [G] on [G]/

The Battle Hymn of the Republic

Julia Ward Howe, ©1862

Key of G



Intro: [G] [G]

Verse 1:

Mine [G] eyes have seen the glory of [G7] the coming [G7] of the Lord;
He is [C] trampling out the vintage where the [G] grapes of wrath are [D7] stored;
He hath [G] loosed the fateful [G7] lightning of His [B7] terrible, swift [Em] sword;
His [Am] truth is [D] mar-[D]ching [G] on.

Chorus:

[G] Glory! Glory! halle-[G7]lu-[G7]jah! [C] Glory! [C7] Glory! halle-[G]lu-[G7]jah!
[G] Glory! [G7] Glory! halle-[B7]lu-[Em]jah! His truth is [D] mar-[D]ching [G] on.

Verse 2:

I have [G] read a fiery gospel writ in burnished rows of [G7] steel;
"As ye [C] deal with my contemners, so with [G] you my grace shall [D7] deal;
Let the [G] Hero, born of [G7] woman, crush the [B7] serpent with his [Em] heel,
Since [Am] God is [D] mar-[D]ching [G] on."

Chorus:

[G] Glory! Glory! halle-[G7]lu-[G7]jah! [C] Glory! [C7] Glory! halle-[G]lu-[G7]jah!
[G] Glory! [G7] Glory! halle-[B7]lu-[Em]jah! His truth is [D] mar-[D]ching [G] on.

Verse 3:

He has [G] sounded forth the trumpet that shall [G7] never call [G7] retreat,
He is [C] sifting out the hearts of men be-[G]fore His judgment [D7] seat;
Oh, be [G] swift, my soul, to [G7] answer Him! Be [B7] jubilant, my [Em] feet!
Our [Am] God is [D] mar-[D]ching [G] on!

Chorus:

[G] Glory! Glory! halle-[G7]lu-[G7]jah! [C] Glory! [C7] Glory! halle-[G]lu-[G7]jah!
[G] Glory! [G7] Glory! halle-[B7]lu-[Em]jah! His truth is [D] mar-[D]ching [G] on.

Verse 4:

In the [G] beauty of the lilies Christ was [G7] born across the [G7] sea,
With a [C] glory in His bosom that trans-[G]figures you and [D7] me;
As He [G] died to make men [G7] holy, let us [B7] live to make men [Em] free,
While [Am] God is [D] mar-[D]ching [G] on.

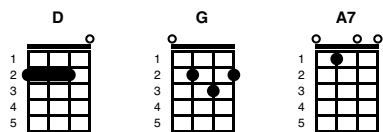
Chorus:

[G] Glory! Glory! halle-[G7]lu-[G7]jah! [C] Glory! [C7] Glory! halle-[G]lu-[G7]jah!
[G] Glory! [G7] Glory! halle-[B7]lu-[Em]jah! His truth is [D] mar-[D]ching [G] on.

The Lion Takes Control

Key of D

mashup between “The Lion Sleeps Tonight” by Solomon Linda, ©1939 and “The Guitar” by They Might Be Giants, ©1992



Intro: [D] / (leader counts in “1 2 3 4”)

[D] We-e-e-e-e-[G] E-e-e-e [D] We-um-um-a-weh [A7]

[D] We-e-e-e-e-[G] E-e-e-e [D] We-um-um-a-weh [A7]

A-[D]weema-weh, a-weema-weh, A-[G]weema-weh, a-weema-weh
A-[D]weema-weh, a-weema-weh, A-[A7]weema-weh, a-weema-weh
A-[D]weema-weh, a-weema-weh, A-[G]weema-weh, a-weema-weh
A-[D]weema-weh, a-weema-weh, A-[A7]weema-weh, a-weema-weh

Verse 1:

[D]/ In the spcship, the [G]/ silver spaceship, the [D]/ lion takes con-[A7]/trol

[D]/ In the spcship, the [G]/ silver spaceship, the [D]/ lion takes con-[A7]/trol

Chorus - Split into 2 groups, sing both parts together:

Part A:

[D] We-e-e-e-e-[G] E-e-e-e [D] We-um-um-a-weh [A7]

[D] We-e-e-e-e-[G] E-e-e-e [D] We-um-um-a-weh [A7]

Part B:

A-[D]weema-weh, a-weema-weh, A-[G]weema-weh, a-weema-weh
A-[D]weema-weh, a-weema-weh, A-[A7]weema-weh, a-weema-weh
A-[D]weema-weh, a-weema-weh, A-[G]weema-weh, a-weema-weh
A-[D]weema-weh, a-weema-weh, A-[A7]weema-weh, a-weema-weh

Verse 2 (play softly):

[D]/ Hush my darling, be [G]/ still my darling, the [D]/ lion's on the [A7]/ phone

[D]/ Hush my darling, be [G]/ still my darling, the [D]/ lion's on the [A7]/ phone

Chorus:

Part A:

[D] We-e-e-e-e-[G] E-e-e-e [D] We-um-um-a-weh [A7]

[D] We-e-e-e-e-[G] E-e-e-e [D] We-um-um-a-weh [A7]

Part B:

A-[D]weema-weh, a-weema-weh, A-[G]weema-weh, a-weema-weh
A-[D]weema-weh, a-weema-weh, A-[A7]weema-weh, a-weema-weh
A-[D]weema-weh, a-weema-weh, A-[G]weema-weh, a-weema-weh
A-[D]weema-weh, a-weema-weh, A-[A7]weema-weh, a-weema-weh

Verse 3:

[D]/ In the spaceship, the [G]/ silver spaceship, the [D]/ lion waves good-[A7]/bye

[D]/ In the spaceship, the [G]/ silver spaceship, the [D]/ lion waves good-[A7]/bye

Chorus:

Part A:

[D] We-e-e-e-e-[G] E-e-e-e [D] We-um-um-a-weh [A7]

[D] We-e-e-e-e-[G] E-e-e-e [D] We-um-um-a-weh [A7]

Part B:

A-[D]weema-weh, a-weema-weh, A-[G]weema-weh, a-weema-weh

A-[D]weema-weh, a-weema-weh, A-[A7]weema-weh, a-weema-weh

A-[D]weema-weh, a-weema-weh, A-[G]weema-weh, a-weema-weh

A-[D]weema-weh, a-weema-weh, A-[A7]weema-weh, a-weema-weh

Part A:

[D] We-e-e-e-e-[G] E-e-e-e [D] We-um-um-a-weh [A7]

[D] We-e-e-e-e-[G] E-e-e-e [D] We-um-um-a-weh [A7] [D]/

Part B:

A-[D]weema-weh, a-weema-weh, A-[G]weema-weh, a-weema-weh

A-[D]weema-weh, a-weema-weh, A-[A7]weema-weh, a-weema-weh

A-[D]weema-weh, a-weema-weh, A-[G]weema-weh, a-weema-weh

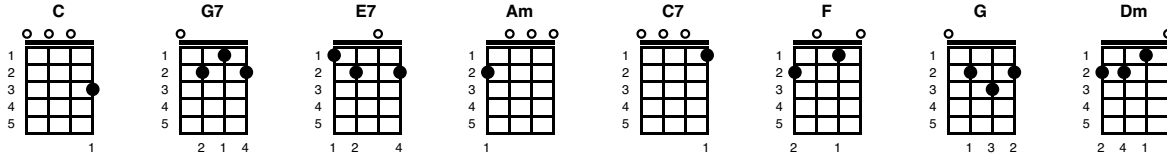
A-[D]weema-weh, a-weema-weh, A-[A7]weema-weh, a-weema-weh [D]/

There's a Kind Of Hush

Key of C

Les Reed and Geoff Stephen, 1967 (made popular in the U.S. by Herman's Hermits and The Carpenters)

Note: Each chord gets four beats, 4/4 timing



Intro: [C] [G7] [C] [G7]

There's a [C] kind of hush [E7] - all over the [Am] world to-[C7]night
All over the [F] world you can hear the [G7] sounds
Of lovers in [C] love, you [G] know what I mean
Just the [C] two of us [E7] - and nobody [Am] else in [C7] sight
There's nobody [F] else and I'm feeling [G7] good
Just holding you [C] tight [C7]

So [F] listen very [Dm] carefully
[Am] Closer now and [Dm] you will see what I [G] mean [C]
It isn't a [G7] dream [G7]
The [F] only sound that [Dm] you will hear
Is [Am] when I whisper [Dm] in your ear I love [G] you [G]
For ever and [G7] ever [G7]

There's a [C] kind of hush [E7] all over the [Am] world to-[C7]night
All over the [F] world you can hear the [G7] sounds
Of lovers in [C] love [C]

La [C] La la lala la [E7] laaaa - - lala [Am] la la lala lala-[C7]ah -
Lala lala [F] laaa lala lala - [G7] laaaa -la lala [C] laaaa [C7]

So [F] listen very [Dm] carefully
[Am] Closer now and [Dm] you will see what I [G] mean [C]
It isn't a [G7] dream [G7]
The [F] only sound that [Dm] you will hear
Is [Am] when I whisper [Dm] in your ear I love [G] you [G]
For ever and [G7] ever [G7]

There's a [C] kind of hush [E7] all over the [Am] world to-[C7]night
All over the [F] world people just like [G7] us
Are falling in [C] love... [C] (hush)

Outro (get softer with each repeat:

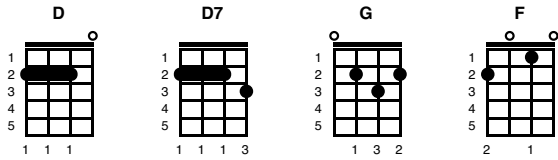
[G7] Yeah, they're falling in [C] love... [C] (hush)
[G7] Yeah they're falling in [C] love... [C] (hush)
[G7] Yeah they're falling in [C] love [C]/ (hush)

These Boots Are Made For Walking

Key of D

Nancy Sinatra

Note: Riff INCLUDES 4 bars of D except the outro which is played as written



Intro: Riff on E string: 10-10-9-9-8-8-7-7-6-6-5-5-4-3-2-1 [D] [D] [D] [D]

Verse 1:

[D] You keep saying you've got something for me
Something you call love but con-[D7]fess

[G] You've been messin' where you shouldn't have been a messin'
And now [D] someone else is gettin' all your best

Chorus:

These [F] boots are made for [D] walking
and [F] that's just what they'll [D] do

[F] One of these days these [D]/ boots are gonna walk all over (Riff) you

Verse 2:

[D] You keep lying when you oughta be truthin'
And you keep losin' when you oughta not [D7] bet

[G] You keep samein' when you oughta be-a-changin'
Now what's [D] right is right, but you ain't been right yet

Chorus:

These [F] boots are made for [D] walking
and [F] that's just what they'll [D] do

[F] One of these days these [D]/ boots are gonna walk all over (Riff) you

Verse 3:

[D] You keep playin' where you shouldn't be playin'
And you keep thinkin' that you'll never get [D7] burned, HA!

[G] I just found me a brand new box of matches, YEAH!
And [D] what he knows you ain't had time to learn

Chorus:

These [F] boots are made for [D] walking
and [F] that's just what they'll [D] do

[F] One of these days these [D]/ boots are gonna walk all over (Riff) you

[D] . . . Are you [D] ready boots [D] . . . start [D] walkin'

Outro (Kazoos!!!):

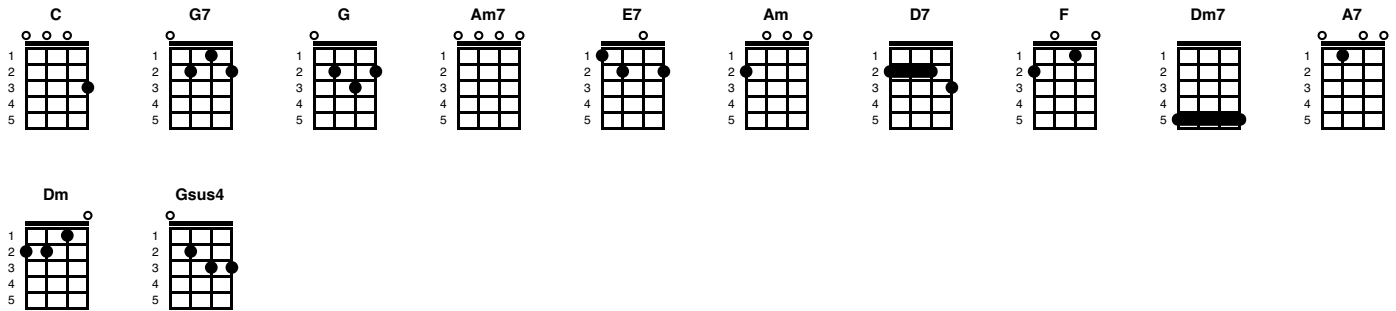
[D] Dum, ba-da-da-[D]dum, ba-da-da-[D]dum, ba-da-da-[D]dum, ba-da-da-

[D] Dum, ba-da-da-[D]dum, ba-da-da-[D]dum, ba-da-da-[D]dum, ba-da-da-[D]/dum

The Star-Spangled Banner

Francis Scott Key, ©1814

Key of C



Intro: [C] [C] [G7]/

Oh [C] say can [G] you [Am7] see, [E7] by the [Am] dawn's [D7] early [G] light,
What so [C] proudly we [G] hail'd [F] at the [C] twilight's [G] last [C] gleaming,

[G7] Whose broad [C] stripes and [G] bright [Am] stars [E7] through the [Am] peri-[D7]lous [G] fight
O'er the [C] ramparts we [G] watch'd [F] were so [C] gallant-[G]ly stream-[C]ing?

And the [C] rock-[G7]et's [C] red glare, the bomb [G7] bursting in air,
Gave [C] proof through the [G] night that our [C] flag [Am] was [D7] still [G] there,

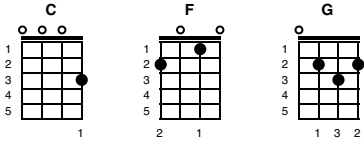
Oh [C] say [Dm7] does [C] that [F] star-[A7]spangled [Dm] banner yet [Gsus4] wa-[G]ve
[NC] O'er the [C] land of the [C] fr-[E7]ee [Am] and the [C] ho-[G]me [G7] of the [C] brave?

The Tide is High

Key of C

John Holt, 1967 as performed by Blondie

Strum: Du u Du u OR Du Xu Du Xu



Intro:

[C] [F] . . [G] . . [C] [F] . . [G] . .

Chorus:

The [C] tide is high but I'm [F] holding [G] on, [C] I'm gonna be your [F] number [G] one
[C] I'm not the kind of girl [F] who gives up [G] just like [C] that, oh [F]/ no-oh-oh-[G]/ oh!

Verse 1:

It's [C] not the things you do that tease and [F] wound me [G] bad
[C] But it's the way you do the things you [F] do to [G] me
[C] I'm not the kind of girl [F] who gives up [G] just like [C] that, oh [F]/ no! [G]/

Chorus:

The [C] tide is high but I'm [F] holding [G] on, [C] I'm gonna be your [F] number [G] one
[C] I'm not the kind of girl [F] who gives up [G] just like [C] that, oh [F]/ no-oh-oh-[G]/ oh!

Verse 2:

[C] Every girl wants you to [F] be her [G] man, [C] but I'll wait my dear till it's [F] my [G] turn
[C] I'm not the kind of girl [F] who gives up [G] just like [C] that, oh [F]/ no! [G]/

Chorus:

The [C] tide is high but I'm [F] holding [G] on, [C] I'm gonna be your [F] number [G] one
[F] Number [G] one...[F] Number [G] one [G]/ / / /

Verse 3:

[C] Every girl wants you to [F] be her [G] man, [C] but I'll wait my dear till it's [F] my [G] turn
[C] I'm not the kind of girl [F] who gives up [G] just like [C] that, oh [F]/ no! [G]/

Chorus:

The [C] tide is high but I'm [F] holding [G] on, [C] I'm gonna be your [F] number [G] one
[F] Number [G] one...[F] Number [G] one [G]/ / / /

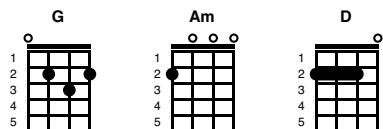
Repeat and fade x 3:

The [C] tide is high but I'm [F] holding [G] on, [C] I'm gonna be your [F] number [G] one...

The Unicorn

Shel Silverstein, ©1962 (made popular by the Irish Rovers, ©1968)

Key of G



Intro: [G] [G]

A [G] long time ago, when the [Am] Earth was green
There was [D] more kinds of animals, than [G] you'd ever seen
They'd [G] run around free, while the [Am] Earth was bein' born
But the [G] loveliest of them all was the [Am]/ u-[D]/ni-[G]corn

Chorus:

There was [G] green alligators and [Am] long-necked geese
Some [D] humpty-backed camels, and some [G] chimpanzees
Some [G] cats and rats and elephants, but [Am] sure as you're born
The [G] loveliest of all was the [Am]/ u-[D]/ni-[G]corn [G]

Now [G] God seen some sinnin', and it [Am] gave Him pain
And He [D] says, "Stand back, I'm goin' to [G] make it rain"
He says [G] "Hey brother Noah, I'll [Am] tell you what to do
[G] Build me a [Am]/ floa-[D]/ tin' [G] zoo, and take some of them

Chorus:

[G] Green alligators and [Am] long-necked geese
Some [D] humpty-backed camels, and some [G] chimpanzees
Some [G] cats and rats and elephants, but [Am] sure as you're born
[G] Don't you forget my [Am]/ u-[D]/ni-[G]corns [G]

Old [G] Noah was there to [Am] answer the call
He [D] finished up makin' the ark, just as the [G] rain started fallin'
He [G] marched in the animals [Am] two by two
And he [G] called out as [Am]/ they [D]/ went [G] through, "Hey Lord!

Chorus:

I got your [G] green alligators and [Am] long-necked geese
Some [D] humpty-backed camels, and some [G] chimpanzees
Some [G] cats and rats and elephants, but [Am] Lord, I'm so forlorn
I [G] just can't see no [Am]/ u-[D]/ni-[G]corns" [G]

Then [G] Noah looked out, through the [Am] drivin' rain
Them [D] unicorns were hidin' [G] playin' silly games
[G] Kickin' and splashin' while the [Am] rain was pourin'
[G] All them silly [Am]/ u-[D]/ni-[G]corns

Chorus:

There was [G] green alligators and [Am] long-necked geese
Some [D] humpty-backed camels, and some [G] chimpanzees
Noah [G] cried, "Close the door 'cause the [Am] rain is pourin'
And [G] we just can't wait for no [Am]/ u-[D]/ni-[G]corns" [G]

The [G] ark started movin', it [Am] drifted with the tide
The [D] unicorns looked up from the [G] rocks and they cried
And the [G] waters came down and sort of [Am]/ floated them away

< SPOKEN > And that's why you've never seen a unicorn, to this very day...

Chorus:

You'll see [G] green alligators and [Am] long-necked geese
Some [D] humpty-backed camels, and some [G] chimpanzees
Some [G] cats and rats and elephants, but [Am] sure as you're born
You're [G] never gonna see no [Am] u...[D]ni...[G]corns [G]/ [D]/ [G]/

The Wellerman Song

Key of Am

Traditional

Intro:

Count in "1, 2, 3, 4" followed by four strums on A minor -> [Am] / / / /

Verse One & Chorus:

There [Am] once was a ship that [C] put to sea
The [Dm] name of the ship was the [Am] Billy o' Tea
The [Am] winds blew hard, her [C] bow dipped down
O [E7] blow, my bully boys, [Am] blow (huh!)
[F] Soon may the [C] Wellerman come
To [Dm] bring us sugar and [Am] tea and rum
[F] One day, when the [C] tonguing' is done
We'll [E7] take our leave and [Am] go

Verse Two & Chorus:

[Am] She'd not been two [C] weeks from shore
When [Dm] down on her a [Am] right whale bore
The [Am] captain called all [C] hands and swore
He'd [E7] take that whale in [Am] tow (huh!)
[F] Soon may the [C] Wellerman come
To [Dm] bring us sugar and [Am] tea and rum
[F] One day, when the [C] tonguing' is done
We'll [E7] take our leave and [Am] go

Verse 3 & Chorus:

Be-[Am]fore the boat had [C] hit the wa-ter, the
[Dm] wha-le's tail came [Am] up and caught her, all
[Am] hands to the side [C] harpooned and fought her
When [E7] she dived down [Am] low (huh!)
[F] Soon may the [C] Wellerman come
To [Dm] bring us sugar and [Am] tea and rum
[F] One day, when the [C] tonguing' is done
We'll [E7] take our leave and [Am] go

Verse 4 & Chorus:

No [Am] line was cut, no [C] whale was freed
The [Dm] captain's mind was [Am] not on greed
But [Am] he belonged to the [C] Whaleman's creed
She [E7] took that ship in [Am] tow
[F] Soon may the [C] Wellerman come
To [Dm] bring us sugar and [Am] tea and rum
[F] One day, when the [C] tonguing' is done
We'll [E7] take our leave and [Am] go

Verse 5 & Chorus:

For [Am] forty days or [C] even more
The [Dm] line went slack then [Am] tight once more
All [Am] boats were lost, there were [C] only four
And [E7] still that whale did [Am] go (huh!)
[F] Soon may the [C] Wellerman come
To [Dm] bring us sugar and [Am] tea and rum
[F] One day, when the [C] tonguing' is done
We'll [E7] take our leave and [Am] go

Verse 6 & Chorus:

As [Am] far as I've heard, the [C] fight's still on
The [Dm] line's not cut, and the [Am] whale's not gone
The [Am] Wellerman makes his [C] regular call
To en-[E7]courage the crew and [Am] all (huh!)
[F] Soon may the [C] Wellerman come
To [Dm] bring us sugar and [Am] tea and rum
[F] One day, when the [C] tonguing' is done
We'll [E7] take our leave and [Am] go

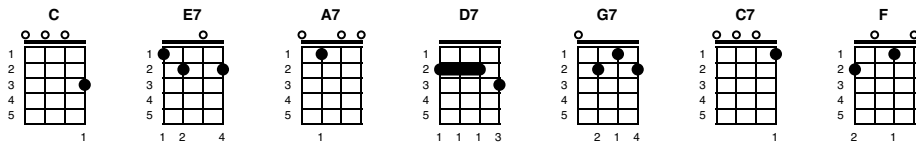
Repeat Chorus:

[F] Soon may the [C] Wellerman come
To [Dm] bring us sugar and [Am] tea and rum
[F] One day, when the [C] tonguing' is done
We'll [E7] take our leave and [Am] go [Am]/ HUH!

They're Red Hot

Robert Johnson, 1936

Key of C



Intro: [C] . . [E7] . . [A7] [D7] . . [G7] . . [C]

Verse 1:

[C] Hot ta-[E7]males and they're [A7] red hot, [D7] yeah she [G7] got'em for [C] sale
Hot ta-[E7]males and they're [A7] red hot, [D7] yeah she got'em for [G7] sale
[C]/ I got a girl, she's [C7]/ long and tall
[F]/ Sleeps in the kitchen with her [D7]/ feets in the hall
[C] Hot ta-[E7]males and they're [A7] red hot, [D7] yeah she [G7] got'em for [C] sale, I [A7] said
[D7] Yeah, she [G7] got'em for [C] sale

Verse 2 (Kazoo):

[C] Hot ta-[E7]males and they're [A7] red hot, [D7] yeah she [G7] got'em for [C] sale
Hot ta-[E7]males and they're [A7] red hot, [D7] yeah she got'em for [G7] sale
[C]/ I got a girl, she's [C7]/ long and tall
[F]/ Sleeps in the kitchen with her [D7]/ feets in the hall
[C] Hot ta-[E7]males and they're [A7] red hot, [D7] yeah she [G7] got'em for [C] sale, I [A7] said
[D7] Yeah, she [G7] got'em for [C] sale

Verse 3:

[C] Hot ta-[E7]males and they're [A7] red hot, [D7] yeah she [G7] got'em for [C] sale
Hot ta-[E7]males and they're [A7] red hot, [D7] yeah she got'em for [G7] sale
She got [C]/ two for a nickel, [C7]/ four for a dime
Would [F]/ sell you more, but they're [D7]/ ain't none of mine
[C] Hot ta-[E7]males and they're [A7] red hot, [D7] yeah she [G7] got'em for [C] sale, I [A7] said
[D7] Yeah, she [G7] got'em for [C] sale

Verse 4 (Kazoo):

[C] Hot ta-[E7]males and they're [A7] red hot, [D7] yeah she [G7] got'em for [C] sale
Hot ta-[E7]males and they're [A7] red hot, [D7] yeah she got'em for [G7] sale
She got [C]/ two for a nickel, [C7]/ four for a dime
Would [F]/ sell you more, but they're [D7]/ ain't none of mine
[C] Hot ta-[E7]males and they're [A7] red hot, [D7] yeah she [G7] got'em for [C] sale, I [A7] said
[D7] Yeah, she [G7] got'em for [C] sale

TEMPO SPEEDS UP-LEADER COUNTS OUT TO DOUBLE TIME "1, 2, 3, 4"

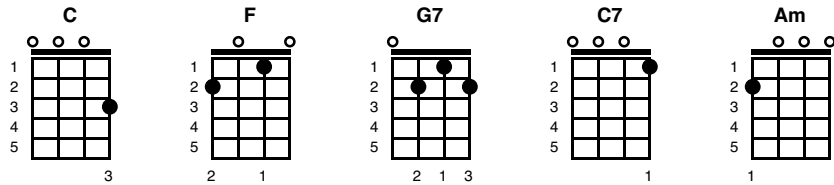
Repeat Verse 1:

[C] Hot ta-[E7]males and they're [A7] red hot, [D7] yeah she [G7] got'em for [C] sale
Hot ta-[E7]males and they're [A7] red hot, [D7] yeah she got'em for [G7] sale
[C]/ I got a girl, she's [C7]/ long and tall
[F]/ Sleeps in the kitchen with her [D7]/ feets in the hall
[C] Hot ta-[E7]males and they're [A7] red hot, [D7] yeah she [G7] got'em for [C] sale, I [A7] said
[D7] Yeah, she [G7] got'em for [C] sale

This Land is Your Land

Woody Guthrie, ©1945

Key of C



Intro: [C] /

Chorus:

This land is [F] your land, this land is [C] my land
From Cali-forn[G7]ia to the New York [C] island [C7]
From the redwood [F] forest to the Gulf Stream [C] wa...[Am]ters
[G7] This land was made for you and [C] me [C7]

Verse 1:

As I was [F] walking that ribbon of [C] highway
I saw a-[G7]bove me that endless [C] skyway
[C7] I saw be-[F]low me that golden [C]val...[Am]ley
[G7] This land was made for you and [C] me [C7]

Chorus:

Verse 2:

I've roamed and [F] rambled and I followed my [C] footsteps
To the sparkling [G7] sands of her diamond de-[C]serts
[C7] And all a-[F]round me a voice was [C] sound...[Am]ing
[G7] This land was made for you and [C] me [C7]

Chorus:

Verse 3:

Nobody [F] living can ever [C] stop me
As I go [G7] walking that freedom [C] highway
[C7] Nobody [F] living can make me [C] turn [Am] back
[G7] This land was made for you and [C] me [C7]

Chorus:

Chorus (with tag):

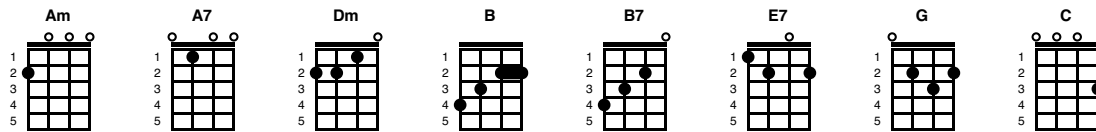
This land is [F] your land, this land is [C] my land
From Cali-forn[G7]ia to the New York [C] island [C7]
From the redwood [F] forest to the Gulf Stream [C] wa...[Am]ters
[G7] This land was made for you and [C] me
[G7] This land was made for you and [C] me . . . [C]/ [G7]/ [C]/

Those Were The Days

Gene Raskin, ©1968

Riff:

Key of Am



A		.	3	2
E		4	1	.	.
C		4	.

Intro: [Am]. . . . [Am]

[Am] Once upon a time, there was a tavern
[A7] Where we used, to raise, a glass or [Dm] two
Remember how, we laughed, away the [Am] hours
And [B] think of all, the [B7] great things, we would [E7] do

Those were the [Am] days, my friend, we thought they'd [Dm] never end
We'd sing and [G] dance, forever and a [C] day
We'd live the [Dm] life, we choose, we'd fight and [Am] never lose
For we were [E7] young, and sure to have our [Am]/ way

La la la [Am] La la la, La la la [Dm] La la la, La la la, [E7] La la la la la [Am]/ La

[Am] Then the busy years, went, rushing by us
[A7] We lost our starry notions, on the [Dm] way
If by chance, I'd see you, in the [Am] tavern
We'd [B] smile at, one [B7] another, and we'd [E7] say

Those were the [Am] days, my friend, we thought they'd [Dm] never end
We'd sing and [G] dance, forever and a [C] day
We'd live the [Dm] life, we choose, we'd fight and [Am] never lose
Those were the [E7] days, oh yes, those were the [Am]/ days

La la la [Am] La la la, La la la [Dm] La la la, La la la, [E7] La la la la la [Am]/ La

[Am] Through the door, there came, familiar laughter
[A7] I saw your face, and heard you, call my [Dm] name
Oh my friend, we're older, but no [Am] wiser
For [B] in our hearts, the [B7] dreams are, still the [E7] same

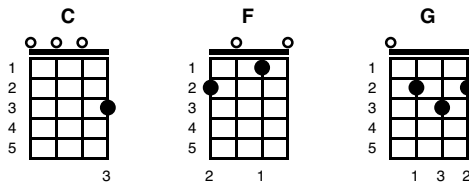
Those were the [Am] days, my friend, we thought they'd [Dm] never end
We'd sing and [G] dance, forever and a [C] day
We'd live the [Dm] life, we choose, we'd fight and [Am] never lose
Those were the [E7] days, oh yes, those were the [Am]/ days

La la la [Am] La la la la la la [Dm] La la la la la la [G] La la la la la la
[C] La la la la la la [Dm] La la la la la la [Am] La la la la la la
[E7] La la la la la la [Am]/ La HEY!

Three Little Birds

Bob Marley, ©1980

Key of C



Intro: [C] [C] [C] [C]

FIRST TIME (sing & strum):

Don't [C] worry, about a [C] thing
Cause [F] e-very little thing's gonna be al-[C]right, singin'
Don't [C] worry, [C] about a [C] thing
Cause [F] e-very little thing's gonna be al-[C]right
Rise up this [C] morning, smiled with the [G] rising sun
Three little [C] birds, pitch by my [F] doorstep
Singin' [C] sweet songs, of melodies [G] pure and true, sayin'
[F] "This is my message to [C] you-ou-ou"

SECOND TIME (strum only):

Don't [C] worry, about a [C] thing
Cause [F] e-very little thing's gonna be al-[C]right, singin'
Don't [C] worry, about a [C] thing
Cause [F] e-very little thing's gonna be al-[C]right
Rise up this [C] morning, smiled with the [G] rising sun [G]
Three little [C] birds, pitch by my [F] doorstep
Singin' [C] sweet songs, of melodies [G] pure and true, sayin'
[F] "This is my message to [C] you-ou-ou"

THIRD TIME (sing & strum):

Don't [C] worry, about a [C] thing
Cause [F] e-very little thing's gonna be al-[C]right, singin'
Don't [C] worry, [C] about a [C] thing
Cause [F] e-very little thing's gonna be al-[C]right
Rise up this [C] morning, smiled with the [G] rising sun
Three little [C] birds, pitch by my [F] doorstep
Singin' [C] sweet songs, of melodies [G] pure and true, sayin'
[F] "This is my message to [C] you-ou-ou"

(Tag with single strums)

[F] / "This is my [F] / message to [C] / you-ou-ou" [C] /

Time After Time

Cyndi Lauper, 1983 (2 beats per chord unless otherwise indicated)

Intro (4 beats per chord): [F] [G] [Em] [F] , [F] [G] [Em] [F]

Verse 1:

[Dm] [C] [Dm] [C] [Dm] [C] [Dm] [C]
Lyin' in my bed I hear the clock tick and think of you
Caught up in cir- cles, con-fus- ion is nothing new

[F] [G] [Em] [F] . . . [G] [Em] . . .
Flash back warm nights, almost left be-hind
Suit- case of mem'-ries . . time after (jump to verse 2)

Verse 2:

[Dm] [C] [Dm] [C] [Dm] [C] [Dm] [C]
Some- times you picture me I'm walk- in' too far a- head
You're callin' to me I can't hear what you've said, then

[F] [G] [Em] [F] . . . [G] [Em] . . . [F] [G] [Em] [F]
You say go slow, . . I fall be-hind . . . The second hand un-winds

Chorus: [G] . . . [Am] . . . [F] [G] [C] . . .
If you're lost you can look and you will find me time after time
If you fall I will catch you, I'll be waiting time after time
If you're lost you can look and you will find me time after time
If you fall I will catch you I will be waiting time after time

Interlude (four beats per chord): [F] [G] [Em] [F] , [F] [G] [Em] [F]

Verse 3:

[Dm] [C] [Dm] [C] [Dm] [C] [Dm] [C]
Aft- er my picture fades and dark- ness has turned to grey
Wat- ching through win- dows, you're wonder- ing if I'm o- kay

[F] [G] [Em] [F] . . . [G] [Em] . . . [F] [G] [Em] [F]
Sec-rets sto-len from deep in-side, the drum beats out of time

Chorus: [G] . . . [Am] . . . [F] [G] [C] . . .
If you're lost you can look and you will find me time after time
If you fall I will catch you, I'll be waiting time after time

Interlude: [G] . . . [Am] . . . [F]// [G]// [C] . . . (x2)

[F] [G] [Em] [F] . . . [G] [Em] . . . [F] [G] [Em] [F]
You say go slow, . . I fall be-hind . . . The second hand un-winds

Chorus: [G] . . . [Am] . . . [F] [G] [C] . . .
If you're lost you can look and you will find me time after time
If you fall I will catch you, I'll be waiting time after time
If you're lost you can look and you will find me time after time
If you fall I will catch you I will be waiting time after time

[F] [G] [C]....[F] [G] [C]....[F] [G] [C]....[F] [G] [C]/
Time after time, time after time, time after time, time after time

Time Warp, from Rocky Horror Picture Show

Key of A

Richard O'Brien, Richard Hartley © 1973

Intro: [A] [A] [A] [A] . .

Verse & Chorus:

It's a-[A]stounding [A] . . time is [B] fleeting [B]
[G] mad-ness [D] . . takes its [A] toll [A] . . but lis-ten [A] closely
[A] . not for very much [B] lon-ger [B]
[G] I've got to [D] . . keep con-[A]trol
[A] . . I re-[A]member [A] . . doing the [B] Time Warp [B]
[G] Drink-ing [D] . those mo-ments [A] when
[A] . The blackness would [A] hit me [A] . and the void would be [B] calling [B]
[F]/ Let's [C]/ do the [G]/ time [D]/ warp a-[A]gain [A]
[F]/ Let's [C]/ do the [G]/ time [D]/ warp a-[A]gain [A]/

It's just a jump - to the [E7] left, and then a step to the [A] right [A]/
With your hands on your [E7] hips, you bring your knees in [A] tight
[A] . But it's the pelvic [D] thrust [D] . that really drives you [A] in-sane
[F]/ Let's [C]/ do the [G]/ time [D]/ warp a-[A]gain [A]
[F]/ Let's [C]/ do the [G]/ time [D]/ warp a-[A]gain [A]

Verse:

It's so [A] dreamy [A] . oh fantasy [B] free me [B]
So you can't [G] see me [D] . no not at [A] all
[A] . In another di-[A]mension [A] . with voyeuristic in-[B]tention [B]
Well sec-[G]luded [D] . . I see [A] all [A] . with a bit of a
[A] mind flip [A] . you're into the [B] time slip [B]
And [G] nothing [D] . can ever be the [A] same
[A] . You're spaced out on sen-[A]sa-tion [A] . like you're under se-[B]dation [B]
[F]/ Let's [C]/ do the [G]/ time [D]/ warp a-[A]gain [A]
[F]/ Let's [C]/ do the [G]/ time [D]/ warp a-[A]gain [A]

Verse & Chorus:

Well I was [A] walking down the street just a-[A] having a think
When a [A] snake of a guy gave me an [A] evil wink
He [D] shook-a me up he took me [D] by surprise
He had a [A] pickup truck and the [A] devil's eyes
He [E7] stared at me and I [D] felt a change
[A] Time meant nothing, never [A] would again
[F]/ Let's [C]/ do the [G]/ time [D]/ warp a-[A]gain [A]
[F]/ Let's [C]/ do the [G]/ time [D]/ warp a-[A]gain [A]/

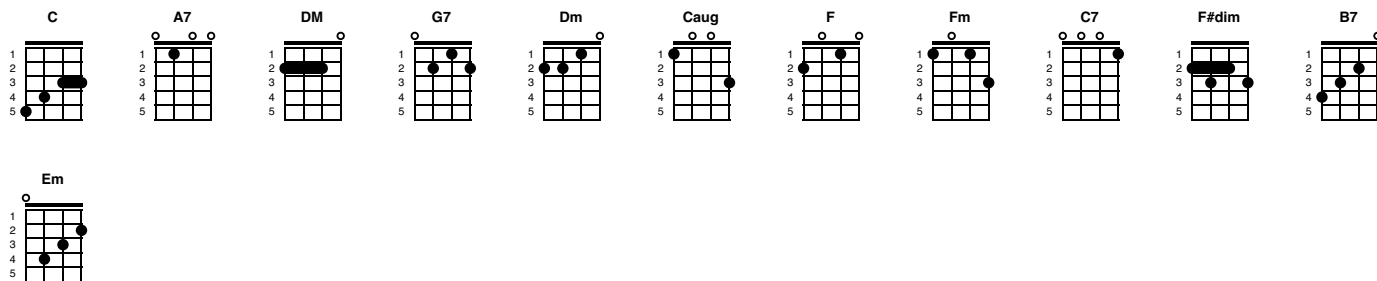
It's just a jump - to the [E7] left, and then a step to the [A] right [A]/
With your hands on your [E7] hips, you bring your knees in [A] tight
[A] . But it's the pelvic [D] thrust [D] . that really drives you [A] in-sane [A]
[F]/ Let's [C]/ do the [G]/ time [D]/ warp a-[A]gain [A]
[F]/ Let's [C]/ do the [G]/ time [D]/ warp a-[A]gain [A]
[F]/ Let's [C]/ do the [G]/ time [D]/ warp a-[A]gain [A]/

Tip-Toe Thru' the Tulips

Al Dubin and Joe Burke, ©1929

Timing: Each chord gets two lilting beats

Key of C



Intro:

[C] . . [A7] . . [DM] . . [G7] . .

Verse 1:

[C] Tip-toe [A7] . to the [Dm] win-dow
[G7] . by the [C] win-dow [Caug] . that is
[F] where I'll [Fm] be, come
[C] tip-toe [A7] . thru' the
[Dm] tu-lips [G7] . with [C] me . [C] . . [G7] . . [G7] . .

Verse 2:

[C] Tip-toe [A7] . from your [Dm] pil-low
[G7] . to the [C] shad-ow [Caug] . of a
[F] wil-low [Fm] tree, and
[C] tip-toe [A7] . thru the
[Dm] tu-lips [G7] . with [C] me . [C] . .

Bridge:

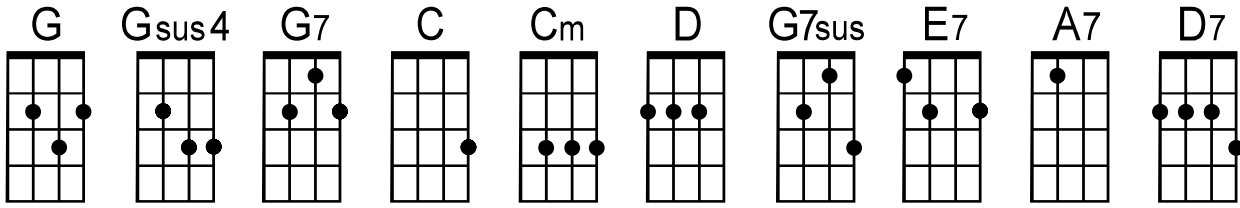
[C7] . . [C7] . Knee [F] deep . [F] . . [F] . .
[F#dim] . in [C] flow-ers [C] we'll stray [C] . .
[C] . we'll [B7] keep . [B7] . . [B7] . .
[B7] . the [Em] show-ers [Em]/ a-[G7]/ way - and if I

Verse 3:

[C] Kiss you [A7] . in the [Dm] gar-den
[G7] . in the [C] moon-light [Caug] . will you
[F] par-don [Fm] me, come
[C] tip-toe [A7] . thru' the
[Dm] tu-lips [G7] . with [C] me . [Fm] . . [C]/ [Fm]/ [C]/

Tonight You Belong To Me

by Lee David and Billy Rose (1926)



Riff: 1 & a 2 & 3 4 1 & a 2 & 3
G\ G\ G\ G\ Gsus4\ G\ (g note) | G\ G\ G\ G\ Gsus4\ G
d u u d u d (pluck) d u u d u d

(sing d g)
 I know (I know) you be-lo-o-o-o-ong to so-o-o-o-o-me-body new-oo-oo-oo-oo
 But to-night you be-lo-ong to me
 Al-though (al-though) we're a-pa-a-a-art, you're pa-a-a-a-art of my hea-a-a-a-art
 And to-night you be-lo-ong to me
Bridge: Way down by the stream how sweet it will seem
 Once more just to dream in the moon-light my honey
 I know (I know) with the da-a-a-a-awn that you-oo-oo-oo-oo will be go-o-o-o-one
 But to-night you be-lo-ong to me
Bridge: Way down by the stream how sweet it will seem
 Once more just to dream in the moon-light my honey
 I know (I know) with the da-a-a-a-awn that you-oo-oo-oo-oo will be go-o-o-o-one
 But to-night you be-lo-ong to me, just little ol' me

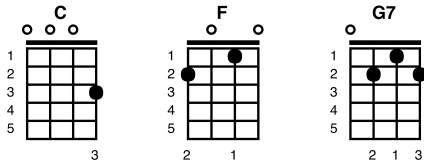
San Jose Ukulele Club

(v4d - 8/14/20)

Twist and Shout

Key of C

Phil Medley and Bert Berns, as recorded by the Beatles, ©1964



Intro: [C] [F] [G7] [G7]

Chorus:

Well, shake it up, [C] baby, now

([F] Shake it up, [G7] baby)

Twist and [C] shout

([F] Twist and [G7] shout)

C'mon c'mon, cmon, c'mon [C] baby, now

([F] Come on [G7] baby)

Come on and work it on [C] out

([F] Work it on [G7] out)

Verse 1:

Well work it on [C] out, honey

([F] Work it on [G7] out)

You know you look so [C] good

([F] Look so [G7] good)

You know you got me [C] goin', now

([F] Got me [G7] goin')

Just like I knew you [C] would

(Like I [F] knew you [G7] would) woo!

Chorus:

Well, shake it up, [C] baby, now

[F] (Shake it up, [G7] baby)

Twist and [C] shout

([F] Twist and [G7] shout)

C'mon c'mon, cmon, c'mon [C] baby, now

([F] Come on [G7] baby)

Come on and work it on [C] out

([F] Work it on [G7] out) woo!

Verse 2:

Well you twist you little [C] girl

([F] *Twist, little [G7] girl*)

You know you twist so [C] fine

([F] *Twist so [G7] fine*)

Come on and twist a little [C] closer, now

([F] *Twist a little [G7] closer*)

And let me know that you're [C] mine

([F] *know you're [G7] mine*) woo!

Interlude:[C] [F] [G7] [G7] x4

A-----0-----
E-----1-----3-----1---0---
C-----0---0-----2-----
G-----

[G7] x6

“Ah”..... “Ah”..... “Ah”..... “Ah”..... “Ah”..... “Ah”..... woo!

Chorus:

Well, shake it up, [C] baby, now

([F] *Shake it up, [G7] baby*)

Twist and [C] shout

([F] *Twist and [G7] shout*)

C'mon c'mon, cmon, c'mon [C] baby, now

([F] *Come on [G7] baby*)

Come on and work it on [C] out

([F] *Work it on [G7] out*) woo!

Verse 2:

Well you twist you little [C] girl

([F] *Twist, little [G7] girl*)

You know you twist so [C] fine

([F] *Twist so [G7] fine*)

Come on and twist a little [C] closer, now

([F] *Twist a little [G7] closer*)

And let me know that you're [C] mine

([F] *know you're [G7] mine*) woo!

Outro:

Well shake it shake it shake it [C] baby now

([F] *shake it up, [G7] baby*)

Well shake it shake it shake it [C] baby now

([F] *shake it up, [G7] baby*)

Well shake it shake it shake it [C] baby now

([F] *shake it up, [G7] baby*)

[G7] [G7] [G7]

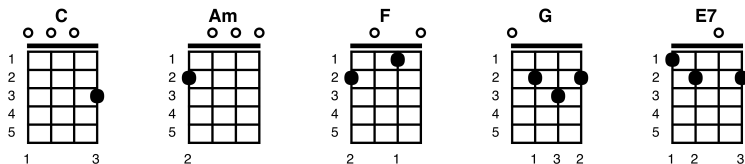
“Ah”..... “Ah”..... “Ah”.....

[G7]///// [C]/ [C] /

Ukulele (Hallelujah)

Key of C

spoof by Guy Snape, ©2012 original by Leonard Cohen, ©1984



Intro: [C] [Am] [C] [Am]

Now I've [C] heard there was a [Am] list of chords
That [C] I should play 'til [Am] I got bored
My [F] teacher told me [G] I must practice [C] daily [G]
It [C] goes like this, [F] C, F, [G] G7
I'll [Am] never play the [F] harp in heaven
I'm [G] going to hell to [E7] play my uku-[Am]-lele
Uku-[F]-lele, uku-[Am]-lele, Uku-[F]-lele, u-ku-[C]-le-----[G]-le-[C]-e

[C] [Am] [C] [Am]

On [C] X Factor they [Am] sang this song
But [C] I believe they [Am] got it wrong
The [F] vocals sounded [G] shrill and far to [C] wail-ey [G]
But [C] sometimes when [F] the spirit [G] moves
I'm [Am] sure that laughing [F] Len approves
I'll [G] play his song [E7] upon my uku-[Am]-lele
Uku-[F]-lele, uku-[Am]-lele, Uku-[F]-lele, u-ku-[C]-le-----[G]-le-[C]-e

[C] [Am] [C] [Am]

It [C] doesn't matter [Am] who you are
Or [C] where you come from, [Am] near or far
You [F] could be Greek, Bra-[G]-zilian or Is-[C]-raeli [G]
No-[C]-one will want to [F] be your [G] friend
Be-[Am]-cause you drive them [F] round the bend
And [G] irritate them [E7] with your uku-[Am]-lele
Uku-[F]-lele, uku-[Am]-lele, Uku-[F]-lele, uku-[C]-le-----[G]-le-[C]-e

[C] [Am] [C] [Am]

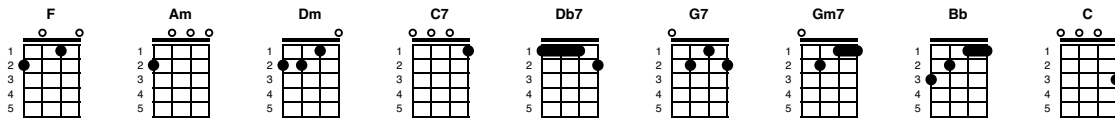
So [C] armed with my [Am] half-dozen chords
I'm [C] setting out to [Am] tread the boards
At [F] folk-club sessions, [G] open mic or [C] ceilidh [G]
From [C] jazz, thrash-metal, [F] country, [G] pop
To [Am] little stick of [F] Blackpool Rock
You'll [G] hear them all [E7] upon my uku-[Am]-lele
Uku-[F]-lele, uku-[Am]-lele, Uku-[F]-lele, uku-[C]-le-----[G]-le-[C]-e

Ukulele Lady

Key of F

Gus Kahn and Richard Whiting, ©1925

Shuffle strum - tutorial <https://youtu.be/PLY5arJ61m4>



Intro: [F] [Am] [Dm] [Am], [F] [Am] [Dm] [Am]

Verse 1:

[F] I saw the splendor [C7] of the [F] moonlight, on Hono-[Db7]lu-[C7]lu [F] Bay
There something tender [C7] in the [F] moonlight on Hono-[Db7]lu-[C7]lu [F] Bay
[Dm] And all the beaches are full of peaches, [Am] who bring their 'ukes' along
[F] And in the glimmer of the moonlight, they love to [G7] sing this [C7] song

Chorus:

If [F] you [Am] like-a [Dm] Ukulele [Am] Lady [F] Ukulele [Am] Lady like-a you [Dm] [Am]
If [Gm7] you [C7] like to linger [Gm7] where it's [C7] shady [Gm7] Ukulele [C7] Lady linger [F] too
If [F] you [Am] kiss a [Dm] Ukulele [Am] Lady [F] while you promise [Am] ever to be [Dm] true [Am]
And [Gm7] she [C7] see an-[Gm7]other Uku-[C7]lele [Gm7] Lady fool a-[C7]round with [F] you

[Bb] Maybe she'll sigh, [F] maybe she'll cry
[G7] Maybe she'll find somebody [C] else bye and [C7] bye

To [F] sing [Am] to [Dm] when it's cool and [Am] shady
[F] Where the tricky [Am] Wicki-Wacki [Dm] woo [Am]
If [Gm7] you [C7] like A [Gm7] Ukulele [C7] Lady [Gm7] Ukulele [C7] Lady like a [F] you

Verse 2:

[F] She used to sing [C7] to me by [F] moonlight on Hono-[Db7]lu-[C7]lu [F] Bay
Fond mem'rys cling to [C7] me by [F] moonlight although I'm [Db7] far [C7] a [F] way
[Dm] Someday I'm going where eyes are glowing [Am] And lips are made to kiss
[F] To see somebody in the moonlight and hear the [G7] song I [C7] miss

Chorus:

If [F] you [Am] like-a [Dm] Ukulele [Am] Lady [F] Ukulele [Am] Lady like-a you [Dm] [Am]
If [Gm7] you [C7] like to linger [Gm7] where it's [C7] shady [Gm7] Ukulele [C7] Lady linger [F] too
If [F] you [Am] kiss a [Dm] Ukulele [Am] Lady [F] while you promise [Am] ever to be [Dm] true [Am]
And [Gm7] she [C7] see an-[Gm7]other Uku-[C7]lele [Gm7] Lady fool a-[C7]round with [F] you

[Bb] Maybe she'll sigh, [F] maybe she'll cry
[G7] Maybe she'll find somebody [C] else bye and [C7] bye

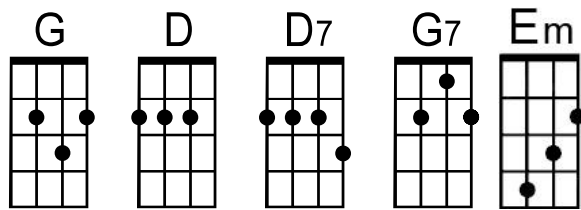
To [F] sing [Am] to [Dm] when it's cool and [Am] shady
[F] Where the tricky [Am] Wicki-Wacki [Dm] woo [Am]
If [Gm7] you [C7] like A [Gm7] Ukulele [C7] Lady [Gm7] Ukulele [C7] Lady like a [F] you

Outro:

[F] You like-a [Bb] me and I [F] like-a [Bb] you, and [F] we lika-a [Bb] both the [F] same [Bb]
[C7] I'd like to say this very day [C7] Ukulele lady like-a [F] you [Am] [Dm] [Am] [F]/

Under the Boardwalk

by Kenny Young and Arthur Resnick (as sung by The Drifters 1964)



Intro: G . . . | . . .

Oh when the sun beats down and burns the tar up on the roof—
And your shoes get so hot you wish your tired feet were fire-proof—
Un-der the bo-oard - walk— down by the sea-e—e-e yeah
On a blanket with my ba-by is where I'll— be—

Chorus: Un-der the board-walk, out of the sun
Un-der the board-walk, we'll be having some fun
Un-der the board-walk, people walking a—bove
Un-der the board-walk, we'll be falling in love
Un-der the board- walk, board- walk.

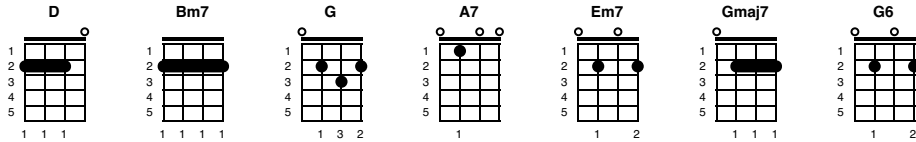
In the park you hear the happy sound of a car-ou-sel—
You can al - most taste the hot - dogs and french fries— they sell—
Un-der the bo-oard - walk— down by the sea-e—e-e yeah
On a blanket with my ba-by is where I'll— be—

Chorus: Un-der the board-walk, out of the sun
Un-der the board-walk, we'll be having some fun
Un-der the board-walk, people walking a—bove
Un-der the board-walk, we'll be falling in love
Un-der the board- walk, board- walk

Up on the Roof

Key of D

Carole King, Gerry Goffin, 1962



Intro:

[D] . . . [Bm7] . . . [G] . . . [A7] . . .

Verse 1:

When [D] this old world starts a-[Bm7]getting me down
And [G] people are just too [Em7] much for me to [D] face [D]
I'll [D] climb way up to the [Bm7] top of the stairs
And [G] all my cares just [Em7] drift right into [D] space [D]
[G] On the roof, it's [Gmaj7] peaceful as can [G6] be [Gmaj7]
And [D] there the world be-[Bm7]low don't bother [G] me [A7]/ Let me tell you now,

Verse 2:

When [D] I come home feelin' [Bm7] tired and beat
I [G] go up where the [Em7] air is fresh and [D] sweet [D]
I [D] get far a-way from the [Bm7] hustle and crowd
And [G] all that rat-race [Em7] noise down on the [D] street [D]
[G] On the roof that's the [Gmaj7] only place I [G6] know [Gmaj7]
Where [D] you just have to [Bm7] wish to make it [G] so [A7]/

Bridge:

Up on the [D] roof [Bm7] . . . [G] . . . [Em7] . . . [D] . . . [D] . . . At
[G] night the stars put [Gmaj7] on a show for [G6] free [Gmaj7]
And [D] darling you can [Bm7] share it all with [G] me [A7]/ I keep a tellin' you

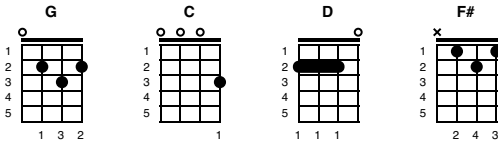
Verse 3 and Outro:

That [D] right smack dab in the [Bm7] middle of town
I [G] found a para-[Em7]dise that's trouble [D] proof [D]
So if [D] this old world starts [Bm7] getting you down
There's [G] room enough for [G6] two up on the [D] roof [Bm7] [G] [A7]
Up on the [D] roof [Bm7] [G] [A7] (fade)
Up on the [D] roof [Bm7] [G] [A7]
Up on the [D] roof [Bm7] [G] [A7] [D]/

Wabash Cannonball

Key of G

Traditional



Intro: [G] [G]

Chorus:

Oh [G] listen to the jingle, the rumble and the [C] roar
As she [D] glides along the woodlands, through the hills and by the [G] shore
Hear the mighty rush of her engine, hear that lonesome hobo's [C] call
We're [D] traveling through the jungle, on the Wabash Cannon-[G]ball [G]

Verse 1:

Now the [G] Eastern states are dandy, so the Western people [C] say
From [D] New York to St. Louis, and Chicago by the [G] way
Through the hills of Minnesota, from the rippling waters [C] fall
No [D] changes can be taken on the Wabash Cannon-[G]ball [G]

Chorus:

Verse 2:

She [G] came on down from Birmingham one cold December [C] day
As she [D] pulled into the station, you could hear the people [G] say
This [G] gal from Ten-ne-ssee-hee, she's long and she's [C] tall
She [D] came down from Birmingham, on the Wabash Cannon-[G]ball [G]

Chorus:

Verse 3:

[G] Here's to Daddy Klaxton, may his name forever [C] stand
May he [D] always be remembered, in the courts throughout the [G] land
His earthly days are over, and the curtains 'round him [C] fall
We'll [D] carry him home to victory, on the Wabash Cannon-[G]ball [G]

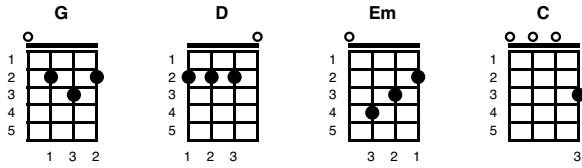
Chorus & Tag:

Oh [G] listen to the jingle, the rumble and the [C] roar
As she [D] glides along the woodlands, through the hills and by the [G] shore
Hear the mighty rush of her engine, hear that lonesome hobo's [C] call
We're [D] traveling through the jungle, on the Wabash Cannon-[G]ball [G]
We're [D] traveling through the jungle, on the Wabash Cannon-[G]ball [G]/ [F#]/ [G]/

Wagon Wheel

Key of G

Bob Dylan, Ketch Secor. Dylan recorded the chorus in ©1973; Secor added verses 25 years later.



Intro: [G] [D] [Em] [C] [G] [D] [C] [C]

Verse 1 & Chorus:

[G] Headin' down south to the [D] land of the pines - I'm [Em] thumbin' my way up in [C] North Caroline
[G] Starin' up the road and [D] pray to God I see [C] headlights [C]
I [G] made it down the coast in [D] seventeen hours [Em] pickin' me a bouquet of [C] dogwood flowers
and I'm a-[G]hopin' for Raleigh, I can [D] see my baby to-[C]night[C]
So [G] rock me mama like a [D] wagon wheel
[Em] Rock me mama any [C] way you feel [G] Hey-[D]-y mama [C] rock me [C]
[G] Rock me mama like the [D] wind and the rain
[Em] Rock me mama like a [C] south bound train [G] Hey-[D]-y mama [C] rock me [C]

Instrumental: [G] [D] [Em] [C] [G] [D] [C] [C]

Verse 2 & Chorus:

[G] Runnin' from the cold [D] up in New England, I was [Em] born to be a fiddler in an
[C] old time string band - my [G] baby plays a guitar, [D] . I pick a banjo [C] now [C]
Oh [G] north country winters keep a-[D]gettin' me down, lost my [Em] money playing poker so I
[C] had to leave town, but I [G] ain't-a turnin' back to [D] livin' that old life [C] no more [C]
So [G] rock me mama like a [D] wagon wheel
[Em] Rock me mama any [C] way you feel [G] Hey-[D]-y mama [C] rock me [C]
[G] Rock me mama like the [D] wind and the rain
[Em] Rock me mama like a [C] south bound train [G] Hey-[D]-y mama [C] rock me [C]

Instrumental: [G] [D] [Em] [C] [G] [D] [C] [C]

Verse 3 & Chorus / Outro:

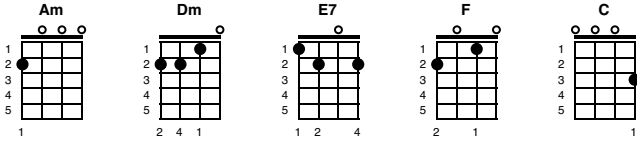
[G] Walkin' to the south [D] out of Roanoke, I caught a [Em] trucker out of Philly had a
[C] nice long toke, but [G] he's a headin' west from the [D] Cumberland gap, to [C] Johnson City,
[C] Tennessee, and I [G] gotta get a move on [D] before the sun, I hear my
[Em] baby callin' my name and I [C] know that she's the only one, and [G] if I die in Raleigh at
[D] least I will die [C] free [C]
So [G]/ rock me mama like a [D]/ wagon wheel, [Em]/ rock me mama any [C]/ way you feel
[G]/ Hey-[D]-y mama [C]/ rock me [C]/
[G] Rock me mama like the [D] wind and the rain, [Em] rock me mama like a [C] south bound train
[G] Hey-[D]-y mama [C] rock me [C]

So [G] rock me mama like a [D] wagon wheel, [Em] rock me mama any [C] way you feel
[G] Hey-[D]-y mama [C] rock me [C]
[G] Rock me mama like the [D] wind and the rain, [Em] rock me mama like a [C] south bound train
[G] Hey-[D]-y mama [C] rock me [C] . . rock
[G] me [D][Em][C] . . rock [G] me [D][C][C] [G]/

Wayfaring Stranger (no tabs one page)

Key of Am

Traditional



Intro (strum):

I am just [Am] goin' over Jordan, I am just [Dm] goin' [E7] over [Am] home

Verse 1:

I am a [Am] poor wayfaring stranger, travelin' [Dm] through this world a-[Am]lone
There is no [Am] sickness, toil or danger, in that fair [Dm] land [E7] to which I [Am] go
I'm goin' [F] home to see my [C] mother
I'm goin' [F] home, no more to [E7] roam
I am just [Am] goin' over Jordan
I am just [Dm] goin' [E7] over [Am] home

Instrumental (strum or pick):

I am just [Am] goin' over Jordan, I am just [Dm] goin' [E7] over [Am] home

Verse 2:

I know dark [Am] clouds will hover o'er me, I know my [Dm] path is rough and [Am] steep
But golden [Am] fields lie out be-[Am]fore me, where weary [Dm] eyes [E7] no more will [Am] weep
I'm goin' [F] home to see my [C] father
I'm goin' [F] home, no more to [E7] roam
I am just [Am] goin' over Jordan
I am just [Dm] goin' [E7] over [Am] home

Instrumental (strum or pick):

I am just [Am] goin' over Jordan, I am just [Dm] goin' [E7] over [Am] home

Verse 3:

Oh to be [Am] free from every trial, this form shall [Dm] rest beneath the [Am] sun
I'll drop the [Am] cross of self-denial, and enter [Dm] in [E7] that home with [Am] God
I'm going [F] home to meet my [C] Saviour
I'm going [F] home, no more to [E7] roam
I am just [Am] goin' over Jordan
I am just [Dm] goin' [E7] over [Am] home

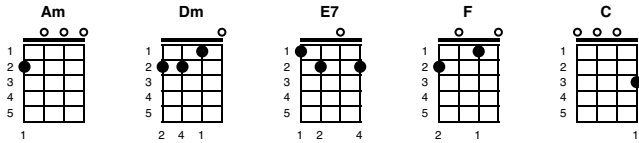
Instrumental (strum or pick):

I am just [Am] going over Jordan, I am just [Dm] going [E7] over [Am] home [Am] [Am]/

Wayfaring Stranger (with tabs)

Key of Am

Traditional



Intro (pick):

(High G)

1 2 3 & 4 & [Am] & 4 & 1 & 2 & 3 & 4 & [Dm] [E7] [Am] [Am] /
A | -----0-0-7- | 7----- | -----0-----0-0-7- | -----0--- | 0--- |
E | ----- | -----8-10-12- | 8-7----- | 10-----8---4- | ---- |
C | ----- | ----- | ----- | ----- | ---- |
G | ----- | ----- | ----- | ----- | ---- |

(Low G)

1 2 3 & 4 & [Am] & 4 & 1 & 2 & 3 & 4 & [Dm] [E7] [Am] [Am] /
A | ----- | ----- | ----- | ----- | ---- |
E | ----- | ----- | ----- | ----- | ---- |
C | -----4- | 4-----0-2-4- | 0-----4- | 2-----0- | ---- |
G | -----2-2- | ----- | -4-2-----2-2- | -----2-0- | 2--- |

Intro (strum):

I am just [Am] goin' over Jordan, I am just [Dm] goin' [E7] over [Am] home

Verse 1:

I am a [Am] poor wayfaring stranger, travelin' [Dm] through this world a-[Am]lone
There is no [Am] sickness, toil or danger, in that fair [Dm] land [E7] to which I [Am] go
I'm goin' [F] home to see my [C] mother
I'm goin' [F] home, no more to [E7] roam
I am just [Am] goin' over Jordan
I am just [Dm] goin' [E7] over [Am] home

Instrumental (strum or pick):

I am just [Am] goin' over Jordan, I am just [Dm] goin' [E7] over [Am] home

Verse 2:

I know dark [Am] clouds will hover o'er me, I know my [Dm] path is rough and [Am] steep
But golden [Am] fields lie out be-[Am]fore me, where weary [Dm] eyes [E7] no more will [Am] weep
I'm goin' [F] home to see my [C] father
I'm goin' [F] home, no more to [E7] roam
I am just [Am] goin' over Jordan
I am just [Dm] goin' [E7] over [Am] home

Instrumental (strum or pick):

I am just [Am] goin' over Jordan, I am just [Dm] goin' [E7] over [Am] home

Verse 3:

Oh to be [Am] free from every trial, this form shall [Dm] rest beneath the [Am] sun
I'll drop the [Am] cross of self-denial, and enter [Dm] in [E7] that home with [Am] God
I'm going [F] home to meet my [C] Saviour
I'm going [F] home, no more to [E7] roam
I am just [Am] goin' over Jordan
I am just [Dm] goin' [E7] over [Am] home

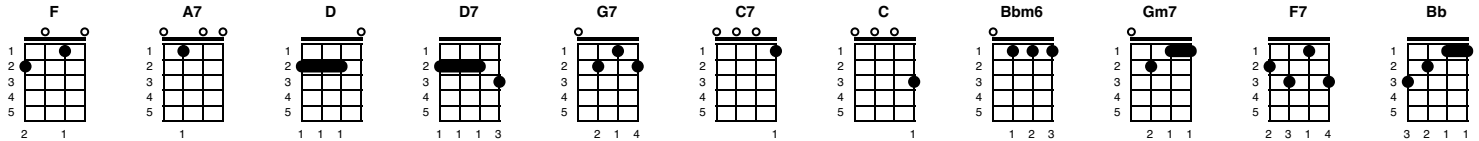
Instrumental (strum or pick):

I am just [Am] going over Jordan, I am just [Dm] going [E7] over [Am] home [Am] [Am]/

We'll Meet Again

Key of F

Ross Parker and Hughie Charles, 1939



Intro (4 beats each chord):

[F] [A7] [D] [D7] [G7] [C7] [F] [C]

Verse:

[F] We'll meet a-[A7]gain, don't know [D] where, don't know [D7] when
But I [G7] know we'll meet again some sunny [Bbm6] day [C7]
[F] Keep smilin' [A7] through just like [D] you always [D7] do
'Til the [G7] blue skies drive the [Gm7] dark clouds [C7] far a-[F]way

Bridge:

So will you [F7] please say "hello" to the folks that I know, tell them [Bb] I won't be long
They'll be [G7] happy to know that as you saw me go
I was [C7] sing-[Gm7]ing this [Bbm6] song [C7]

Verse:

[F] We'll meet a-[A7]gain, don't know [D] where, don't know [D7] when
But I [G7] know we'll meet a-[Gm7]gain some [C7] sunny [F] day [F]

Instrumental (don't sing):

[F] We'll meet a-[A7]gain, don't know [D] where, don't know [D7] when
But I [G7] know we'll meet again some sunny [Bbm6] day [C7]
[F] Keep smilin' [A7] through just like [D] you always [D7] do
'Til the [G7] blue skies drive the [Gm7] dark clouds [C7] far a-[F]way

Bridge (sing):

So will you [F7] please say "hello" to the folks that I know, tell them [Bb] I won't be long
They'll be [G7] happy to know that as you saw me go
I was [C7] sing-[Gm7]ing this [Bbm6] song [C7]

Verse:

[F] We'll meet a-[A7]gain, don't know [D] where, don't know [D7] when
But I [G7] know we'll meet a-[Gm7]gain some [C7] sunny [F] day [F]

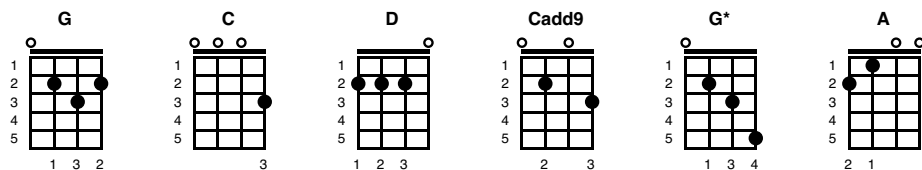
Tag:

But I [G7] know we'll meet a-[Gm7]gain some [C7] sunny [F] day [F]
Bar3, Bar4, Bar5 (slight pause) [F]

We're Going to Be Friends

Jack White, ©2001

Key of G



Intro: [G] [G]

[G] Fall is here, hear the yell, [G] Back to school, ring the bell
[C] Brand new shoes, walking blues, [G] Climb the fence, books and pens
[D] I can tell that [Cadd9] we are gonna be [G] friends
[D] I can tell that [Cadd9] we are gonna be [G] friends

[G] Walk with me, Suzy Lee, [G] Through the park and by the tree
[C] We will rest upon the ground, [G] And look at all the bugs we've found
[D] Safely walk to [Cadd9] school without a [G] sound
[D] Safely walk to [Cadd9] school without a [G] sound

[G] Well, here we are, no one else, [G] We walked to school, all by ourselves
[C] There's dirt on our uniforms, [G] From chasing all the ants and worms
[D] We clean up and [Cadd9] now it's time to [G*] learn
[D] We clean up and [Cadd9] now it's time to [G*] learn

[G*] Numbers, letters, learn to spell, [G*] Nouns and books and show and tell
[C] At playtime we will throw the ball, [G] Back to class, through the hall
[D] Teacher marks our [Cadd9] height against the [G*] wall
[D] Teacher marks our [Cadd9] height against the [G*] wall

Bridge:

[C] . We don't notice any [G] time pass
[C] . We don't notice any-[G]thing
[A] We sit side by side in every class
[C] Teacher thinks that I sound funny,
[D] But she likes the way you sing

[G*] Tonight I'll dream, while I'm in bed, [G*] When silly thoughts go through my head
[C] About the bugs and alphabet, [G] And when I wake, tomorrow I bet
[D] That you and I will [Cadd9] walk together [G*] again
[D] I can tell that [Cadd9] we are gonna be [G*] friends
[D] I can tell that [Cadd9] we are gonna be [G*] friends [G]/

What The World Needs Now

key:Am, artist:Jackie DeShannon writer:Burt Bacharach, Hal David

<https://www.youtube.com/watch?v=YUaxVQPohlU> Capo 1

Thanks to Glynis Perkins from UkuLymies

[Am]/// [Dm]/// [Am]/// [Dm]*

[NC] What the [Am] world needs [Dm] now is [Am] love, sweet [Dm] love.

[Bb] It's the only thing that there's [C6] just too [C7] little of.
What the [Am] world needs [Dm] now is [Am] love, sweet [Dm] love.

[Bb] No, not just for some, but for [A7sus4] everyone.[A7]

[Fmaj7] Lord, we don't need another mountain,
there are [Cm] mountains and [F] hillsides [Bb] enough to climb.
There are [Cm] oceans and [F] rivers [Bb] enough to cross,
[Dm] enough to last [G7] till the end of [Gm7] time [C7]

What the [Am] world needs [Dm] now is [Am] love sweet [Dm] love.

[Bb] It's the only thing that there's [C6] just too [C7] little of.
What the [Am] world needs [Dm] now is [Am] love, sweet [Dm] love.

[Bb] No, not just for some, but for [A7sus4] everyone.[A7]

[Fmaj7] Lord, we don't need another meadow,
there are [Cm] cornfields and [F] wheat fields [Bb] enough to grow
There are [Cm] sunbeams and [F] moonbeams [Bb] enough to
shine,
oh [Dm] listen Lord, [G7] if you want to [Gm7] know [C7]

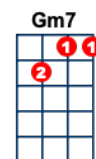
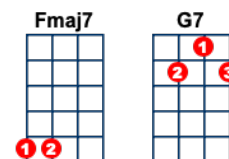
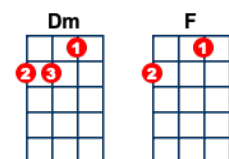
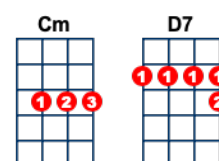
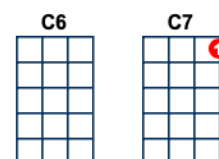
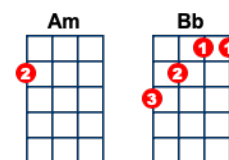
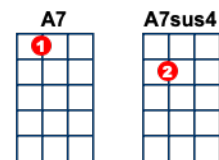
What the [Am] world needs [Dm] now is [Am] love, sweet [Dm] love.

[Bb] It's the only thing that there's [C6] just too [C7] little of
What the [Am] world needs [Dm] now is [Am] love, sweet [Dm] love.
[Bb] No, not just for some, but for [A7] everyone [D7]

[Bb] No not just the some [Bb]

Slower on last line

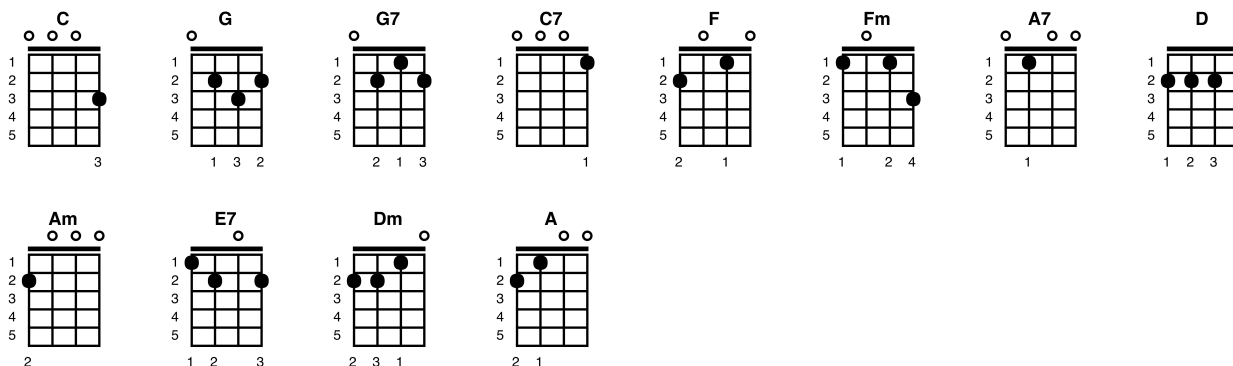
[Am] Just [Dm] for [Bb] eve-[Bb]ry [F] one [F]



When I'm Sixty Four

Beatles, ©1967

Key of C



Intro:

[C] [C] [C] [C] [C] [C] [C] [C]
A |-----0---3---7-7-5-0-3--3--3--3
E | -0---0-3-0---3---3-----0--0--0--0
C | ---3-----0-----0--0--0--0
G |-----0--0--0--0

Verse 1:

[C] When I get older losing my hair, many years from [G] now (E3 A020 E3)
[G7] Will you still be sending me a valentine [G7]/ Birthday greetings, [C] bottle of wine?
[C] If I'd been out till quarter to three [C7] Would you lock the [F] door? . . .
[F]/ Will you still [Fm]/ need me, [C]/ will you still [A7]/ feed me
[D]/ When I'm [G7]/ sixty-[C]/ four? [G7]/ [C]/

Bridge:

[Am] ooh . . . [Am] [G] [Am]
[Am] You'll be older [E7] too . . . [E7] [Am]
[Am] And . if you [Dm] say . . the [Dm] word . . .
[F]/ I . [F]/ could . [G]/ stay . [G]/ with . [C] you . . . [G]// . . [G]/ . . (C7 E7 10 A8)

Verse 2:

[C] I could be handy, mending a fuse, when your lights have [G] gone (E3 A020 E3)
[G7] You can knit a sweater by the fireside [G7]/ Sunday mornings [C] go for a ride
[C] Doing the garden, digging the weeds [C7] Who could ask for [F] more?
[F]/ Will you still [Fm]/ need me, [C]/ will you still [A]/ feed me
[D]/ When I'm [G7]/ sixty-[C]/ four? [G7]/ [C]/

Bridge:

[Am] Every summer we can rent a cottage in the Isle of [G] Wight, If it's not too [Am] dear . . .
[Am] We . shall . scrimp . and . [E7] save . . . [E7] [Am]
[Am] Gra-nd-child-ren [Dm] on . . your [Dm] knee . . .
[F]/// Vera . [G7]/ Chuck . [G7]/ and . [C] Dave . . . [G]// . . [G]/ . .

Verse 3:

[C] Send me a postcard, drop me a line, stating point of [G] view (E3 A020 E3)

[G7] Indicate precisely what you mean to say . [G7] Yours sincerely, [C] wasting away

[C] Give me your answer, fill in a form [C7] . Mine for ever-[F]more . . .

[F]/ Will you still [Fm]/ need me, [C]/ will you still [A]/ feed me

[D]/ When I'm [G7]/ sixty-[C]/ four? [G7]/ [C]/ hoo!

Outro:

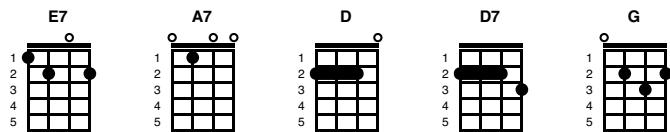
[C] [C] [F]-[G] [C]/ [G7]/ [C]/

When Irish Eyes Are Smiling

Key of D

lyrics by Chancey Olcott & George Graff, Jr. and Music by Ernest Ball, ©1912

Timing: 3/4



Intro: [E7] [A7] [D] [D]/

When [D] Irish [A7] eyes are [D] smiling, [D7]
Sure, 'tis [G] like the morn in [D] Spring.
In the [G] lilt of Irish [D] laughter
You can [E7] hear the angels [A7] sing.

When [D] Irish [A7] hearts are [D] happy, [D7]
All the [G] world seems bright and [D] gay.
And when [G] Irish [E7] eyes are [D] smiling,
Sure, they [E7] steal your [A7] heart [D] away. [A7]

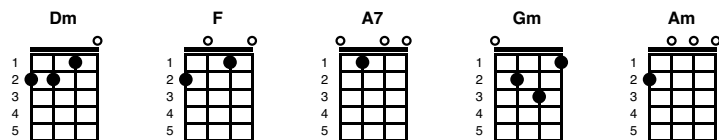
When [D] Irish [A7] eyes are [D] smiling, [D7]
Sure, 'tis [G] like the morn in [D] Spring.
In the [G] lilt of Irish [D] laughter
You can [E7] hear the angels [A7] sing.

When [D] Irish [A7] hearts are [D] happy, [D7]
All the [G] world seems bright and [D] gay.
And when [G] Irish [E7] eyes are [D] smiling,
Sure, they [E7] steal your [A7] heart [D] away. [D]/

When Johnny Comes Marching Home

Key of Dm

Patrick Gilmore, ©1863



Intro: [Dm] [Dm]

When [Dm] Johnny comes marching home again, Hur-[F]rah! Hurrah!
We'll [Dm] give him a hearty welcome then Hur-[F]rah! Hur-[A7]rah!
Oh, the [Dm] men will cheer and the [Gm] boys will shout, the [Dm] ladies they will [A7] all turn out
And we'll [Dm] all [Gm] feel [Dm] gay [A7] when [Dm] Johnny comes march-[Am]ing [Dm] home.
Johnny comes march-[Am]ing [Dm] home.

Get [Dm] ready for the Jubilee, Hur-[F]rah! Hurrah!
We'll [Dm] give the hero three times three, Hur-[F]rah! Hur-[A7]rah!
The [Dm] laurel wreath is [Gm] ready now to [Dm] place upon his [A7] loyal brow
And we'll [Dm] all [Gm] feel [Dm] gay [A7] when [Dm] Johnny comes march-[Am]ing [Dm] home.
Johnny comes march-[Am]ing [Dm] home.

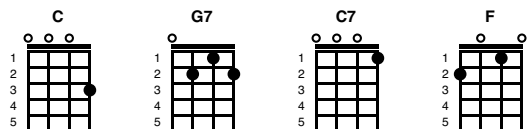
The [Dm] old church bell will peal with joy, Hur-[F]rah! Hurrah!
To [Dm] welcome home our darling boy, Hur-[F]rah! Hur-[A7]rah!
The [Dm] village lads and [Gm] lassies say, with [Dm] roses they will [A7] strew the way,
And we'll [Dm] all [Gm] feel [Dm] gay [A7] when [Dm] Johnny comes march-[Am]ing [Dm] home.
Johnny comes march-[Am]ing [Dm] home.

Let [Dm] love and friendship on that day, Hur-[F]rah, Hurrah!
Their [Dm] choicest pleasures then display, Hur-[F]rah, Hur-[A7]rah!
And [Dm] let each one per-[Gm]form some part, to [Dm] fill with joy the [A7] warrior's heart,
And we'll [Dm] all [Gm] feel [Dm] gay [A7] when [Dm] Johnny comes march-[Am]ing [Dm] home.
And we'll [Dm] all [Gm] feel [Dm] gay [A7] when [Dm] Johnny comes march-[Am]ing [Dm]/ home.

When The Saints Go Marching In

Traditional Spiritual

Key of C



Intro: [C] [C]/

[NC] Oh, when the [C] saints go marching in
Oh, when the saints go marching [G7] in
Lord I [C] want to be [C7] in that [F] number
When the [C] saints go [G7] marching [C] in [C]/

[NC] And when the [C] sun refuse to shine
Oh, when the sun refuse to [G7] shine
I [C] want to be [C7] in that [F] number
When the [C] sun be [G7] gins to [C] shine [C]/

[NC] Oh, when the [C] saints go marching in
Oh, when the saints go marching [G7] in
I'm [C] going to [C] sing as [C7] loud as [F] thunder
When the [C] saints go [G7] marching [C] in [C]/

[NC] Oh, when the [C] saints go marching in
Oh, when the saints go marching [G7] in
I [C] want to be [C7] in that [F] number
When the [C] saints go [G7] marching [C] in [C]/

Other verses:

[NC] Oh, when the [C] stars fall from the sky, Oh, when the stars fall from the [G7] sky
I [C] want to be [C7] in that [F] number, When the [C] saints go [G7] marching [C] in

[NC] Oh, when the [C] moon turns red with blood, Oh, when the moon turns red with [G7] blood
I [C] want to be [C7] in that [F] number, When the [C] saints go [G7] marching [C] in

[NC] Oh, when the [C] trumpet sounds its call, Oh, when the trumpet sounds its [G7] call
I [C] want to be [C7] in that [F] number, When the [C] saints go [G7] marching [C] in

[NC] Oh, when the [C] horsemen begin to ride, Oh, when the horsemen begin to [G7] ride
I [C] want to be [C7] in that [F] number, When the [C] saints go [G7] marching [C] in

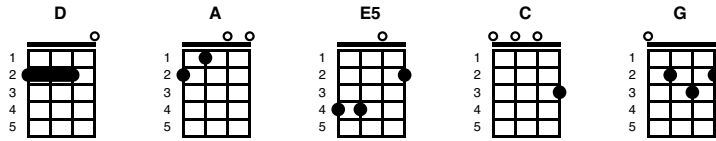
[NC] Oh, when the [C] fire begins to blaze, Oh, when the fire begins to [G7] blaze
I [C] want to be [C7] in that [F] number, When the [C] saints go [G7] marching [C] in

Whip It

Key of D

Mark Mothersbaugh and Gerald Casale, performed by Devo, ©1980

note: W=whip, D and A chords get 2 beats unless noted. All others 4 beats



Intro:

(bass riff 4 beats) [D]/ W [A]/ W x4

Verse 1:

(bass riff 4 beats)

[D] Crack that [A] whip, (bass riff 4 beats)

[D] Give the past a [A] slip, (bass riff 4 beats)

[D] Step on a [A] crack, (bass riff 4 beats)

[D] Break your mama's [A] back, (bass riff 4 beats)

[D] . . [A] . When a [E5] problem comes along,

[D] you must whip it [A] . Before the [E5] cream sets out too long,

[D] you must whip it [A] . When [E5] something's going wrong, you

[D] must whip it [A] . .

Chorus: 4 beats per chord

[C] . . Now whip it, [G] . . into shape, [D] . . shape it up, W [C] . . get straight

[C] . . Go forward, [G] . . move ahead, [D] . . try to detect it, W [C] . . it's not too late

[C] . . To whip it, [C] . . whip it good

Verse 2:

(bass riff 4 beats)

[D] . . [A] . When a [E5] good time turns around, you

[D] must whip it [A] . You will [E5] never live it down

[D] unless you whip it [A] . . [E5] No one gets away

[D] until they whip it [A] . .

Breakdown:

[E5]/ [G]// [C]/ I say whip it W

[E5]/ [G]// [D]/ Whip it good

[E5]/ [G]// [C]/ I say whip it W

[E5]/ [G]// [D]/ Whip it good

Verse 3:

(bass riff 4 beats)

[D] Crack that [A] whip/W, (bass riff)
[D] Give the past a [A] slip, (bass riff)
[D] Step on a [A] crack/W (bass riff)
[D] Break your mama's [A] back, (bass riff)

[D] . . [A] . When a [E5] problem comes along,
[D] you must whip it [A] . Before the [E5] cream sets out too long,
[D] you must whip it [A] . When [E5] something's going wrong, you
[D] must whip it [A] . .

Chorus: 4 beats per chord

[C] . . Now whip it, [G] . . into shape, [D] . . shape it up, W [C] . . get straight
[C] . . Go forward, [G] . . move ahead, [D] . . try to detect it, W [C] . . it's not too late
[C] . . to whip it, [G] . . into shape, [D] . . shape it up, W [C] . . get straight
[C] . . Go forward, [G] . . move ahead, [D] . . try to detect it, W [C] . . it's not too late
[C] . . To whip it, [C] . . whip it good

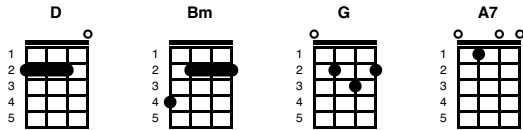
Outro:

(bass riff 4 beats) [D] . . [A] . .
[E5] du du d/W

Whiskey in the Jar

Traditional Irish song

Key of D



[D] As I was a-goin' over [Bm] Gillgarry Mountain
I [G] spied Colonel Farrell and his [D] money he was counting
I [D] first drew my pistol and I [Bm] rattled me saber
Saying [G] "Stand and deliver for I [D] am a bold deceiver"

Mush-a [A7] ring dumb-a do dumb-a da
[D] Wack foll the daddy-o, [Bm] wack foll the daddy-o
There's [D] whiskey [A7] in the [D] jar

He [D] counted out his money and it [Bm] made a pretty penny
I [G] put it in me pocket to take [D] home to Darling Jenny
She [D] sighed and swore she loved me, and she [Bm] never would deceive me
But the [G] devil take the women for they [D] always lie so easy

Mush-a [A7] ring dumb-a do dumb-a da
[D] Wack foll the daddy-o, [Bm] wack foll the daddy-o
There's [D] whiskey [A7] in the [D] jar

I [D] went into my chamber, all [Bm] for to take a slumber
[G] To dream of gold and girls and of [D] course it was no wonder
My [D] Jenny took me charges and she [Bm] filled them up with water
[G] Called on Colonel Farrell to be [D] ready for the slaughter

Mush-a [A7] ring dumb-a do dumb-a da
[D] Wack foll the daddy-o, [Bm] wack foll the daddy-o
There's [D] whiskey [A7] in the [D] jar

[D] Next morning early, a-[Bm]fore I rose to travel
Up [G] come a band of footmen and [D] likewise Colonel Farrell
I [D] goes to draw me me pistol for she'd [Bm] stole away me saber
But a [G] prisoner I was taken; I [D] couldn't shoot the water

Mush-a [A7] ring dumb-a do dumb-a da
[D] Wack foll the daddy-o, [Bm] wack foll the daddy-o
There's [D] whiskey [A7] in the [D] jar

They [D] took me to the jail, with the [Bm] judge and all a-writin'
For [G] robbin' Colonel Farrell on [D] Gillgarry Mountain
But they [D] didn't take me fists, so I [Bm] knocked the Jailer down,
And [G] bid me farewell, to this [D] tight fisted town

Mush-a [A7] ring dumb-a do dumb-a da
[D] Wack foll the daddy-o, [Bm] wack foll the daddy-o
There's [D] whiskey [A7] in the [D] jar

I'd [D] like to find me brother, the [Bm] one that's in the Army
I [G] don't know where he's stationed, in [D] Cork or in Killarney
[D] Together we'd go roaming o'er the [Bm] Mountains of Killkenny,
And I [G] swear he'd treat me fairer than me [D] darlin' sportin' Jenny

Mush-a [A7] ring dumb-a do dumb-a da
[D] Wack foll the daddy-o, [Bm] wack foll the daddy-o
There's [D] whiskey [A7] in the [D] jar

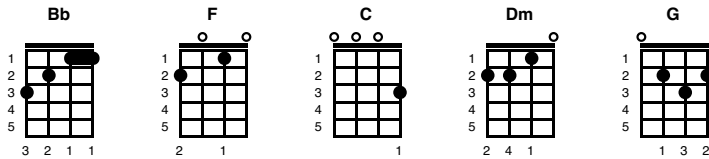
There's [D] some take delight in the [Bm] carriages a rolling
[G] Some take delight in the [D] hurley or the bowling
But [D] I take delight in the [Bm] juice of the barley
[G] Courting pretty maids in the [D] morning oh so early

Mush-a [A7] ring dumb-a do dumb-a da
[D] Wack foll the daddy-o, [Bm] wack foll the daddy-o
There's [D] whiskey [A7] in the [D] jar

Wildflowers

Tom Petty, 1994

Key of Bb



Intro:

[Bb] [F] [C] [F]
[Bb] [F] [C] [F]

[Bb] . . You be-[F]long . . a-[C]mong the wild-[F]flowers
[Bb] . . You be-[F]long . in a [C] boat out at [F] sea
[Bb] . . Sail a-[F]way, [C] kill off the [F] hours
[Bb] . . You be-[F]long . . some-[C]where you feel [F] free [F] [F] [F]

[Bb] . . Run a-[F]way, [C] find you a [F] lover
[Bb] . . Go a-[F]way . . some-[C]where all bright and [F] new
[Bb] . . I have [F] se---e-en [C] no---oh-oh [F] o-ther
[Bb] . . Who compa[F]are---are-are[C]are-ares with [F] you

[Bb] . . You be-[F]long . . a-[C]mong the wild-[F]flowers
[Bb] . . You be-[F]long . in a [C] boat out at [F] sea
[Bb] . . You be-[F]long with your [C] love on your [F] arm
[Bb] . . You be-[F]long some-where [C] you fe-el [F] free [F] [F] [F]

Interlude:

[Bb] // [F] // [Dm] // [G] // [C] [C]
[Bb] [Dm] [C] [C]
[Bb] // [F] // [Dm] // [G] // [C] [C]
[Bb] [Dm] [C] [C] [C] [C]

[Bb] . . Run a-[F]way, [C] go . find a [F] lo-ver
[Bb] . . Run a-[F]way . let your [C] heart be your [F] guide
[Bb] . . You de-[F]serve . . the [C] deep-est of [F] cover
[Bb] . . You be-[F]long . in that [C] home by and [F] by

[Bb] . . You be-[F]long . . a-[C]mong the wild-[F]flowers
[Bb] . . You be-[F]long . . some-[C]where close to [F] me
[Bb] . . Far a-[F]way . from your [C] trou-ble and [F] wor-ry
[Bb] . . You be-[F]long some-where [C] you feel [F] free
[Bb] . . You be-[F]long some-where [C] you feel [F] free [F] [F] [F]

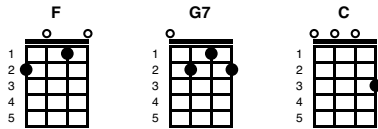
Outro:

[Bb] // [F] // [Dm] // [G] // [C] [C]
[Bb] [Dm] [C] [C]
[Bb] // [F] // [Dm] // [G] // [C] [C]
[Bb] [Dm] [C] / (let that last slash ring)

Wild Rover

traditional

Key of C



Intro: [F] [G7] [C]

[C] I've been a wild rover for many a [F] year,
And I've [C] spent all me [G7] money on whisky and [C] beer,
And now I'm returning with gold in great [F] store,
And I [C] never will [G7] play the wild rover no [C] more,

Chorus:

[C] And it's [G7] no nay never, (clap, clap, clap, clap)
[C] No never no [F] more, Will I [C] play the wild [F] rover?
No [C] never, [G7] no [C] more

[C] Went to an ale-house I used to fre-[F]quent,
And [C] told the land-[G7]lady me money was [C] spent
I asked her for credit she answered me [F] "NAY!"
"Such [C] custom as [G7] yours I could have any [C] day!"

Chorus:

[C] And from my pocket I took sovereigns so [F] bright
And the [C] landlady's [G7] eyes they lit up with [C] delight,
She said "I have whiskeys and wines of the [F] best
And I'll [C] take you up [G7] stairs and I'll show you the [C] rest"

Chorus:

[C] I'll go home to my parents, confess what I've [F] done,
And I'll [C] ask them to [G7] pardon their prodigal [C] son,
And when they've caressed me as of times [F] before,
And I [C] never will [G7] play the wild rover no [C] more.

Outro:

[C] And it's [G7] no nay never, (clap, clap, clap, clap)
[C] No never no [F] more, Will I [C] play the wild [F] rover?
No [C] never, [G7] no [C] more
No [C] never, [G7] no [C] more

Wildwood Flower Carter Family

Hear this song at: <http://www.youtube.com/watch?v=g5T5Gt-0Lw> (play along with capo at 4th fret)

From: Richard G's Ukulele Songbook www.scorpex.net/Uke

Intro riff with chords over:

	C		G7	C	C		G7	C	C		C7F	C	C		G7	C
A	---	03	-----	---	03	-----	---	7753	---	030	---	-----	---	-----	---	---
E	013	---	010	---	013	---	010	---	33	---	---	---	---	---	00	---
C	-----	---	2-20	---	-----	---	2-20	---	-----	---	---	---	---	---	0--	---

[C] Oh I'll twine with my mingles and [G7] waving black [C] hair
With the roses so red and the [G7] lilies so [C] fair
And the myrtle so [C7] bright with the [F] emerald [C] dew
The pale and the leader and [G7] eyes look like [C] blue

Riff and chords

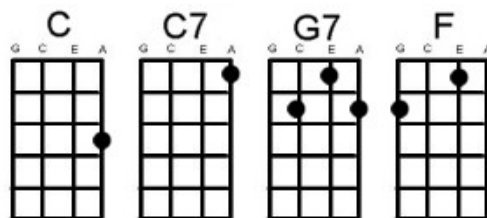
[C] Oh I'll dance I will sing and my [G7] laugh shall be [C] gay
I will charm every heart in his [G7] crown I will [C] sway
When I woke from my [C7] dreaming my [F] idol was [C] clay
All portion of love had [G7] all flown a[C]way

Riff and chords

[C] Oh he taught me to love him and [G7] promised to [C] love
And to cherish me over all [G7] others a[C]bove
How my heart is now [C7] wond'ring no [F] mis'ry can [C] tell
He's left me no warning no [G7] words of fare[C]well

Riff and chords

[C] Oh he taught me to love him
And [G7] called me his [C] flower
That's blooming to cheer him
Through [G7] life's dreary [C] hour
Oh I long to see [C7] him and re[F]gret the dark [C] hour
He's gone and neglected this [G7] pale wildwood [C] flower



Riff and chords

Will the Circle Be Unbroken? (in C)

Key of C

Ada R. Habershon with music by Charles H. Gabriel, 1907

Strum: Bluegrass. Each chord gets 4 beats, “//” notes two beats

Intro: [C] [C] [C] [C]

Verse 1 & Chorus:

I was [C] standing, by my [C7] win-dow, on one [F] cold and cloudy [C] day
When I [C] saw the, hearse come [Am] rolling, for to [C]// carry my [G7]// mother a-[C]way
Will the [C] circle be un-[C7]broken? By and [F] by Lord, by and [C] by
There's a [C] better home a-[Am]waiting in the [C]// sky Lord, [G7]// in the [C] sky

Verse 2 & Chorus:

I [C] told the, under-[C7]taker, "Under-[F]taker, please drive [C] slow
For this [C] body, you're a-[Am]hauling, Lord I [C]// hate to [G7]// see her [C] go"
Will the [C] circle be un-[C7]broken? By and [F] by Lord, by and [C] by
There's a [C] better home a-[Am]waiting in the [C]// sky Lord, [G7]// in the [C] sky

Instrumental:

Will the [C] circle be un-[C7]broken? By and [F] by Lord, by and [C] by
There's a [C] better home a-[Am]waiting in the [C]// sky Lord, [G7]// in the [C] sky

Verse 3 & Chorus:

I [C] followed, close be-[C7]hind her, tried to [F] hold up and be [C] brave
But I [C] could not, hide my [Am] sorrow, when they [C]// laid her [G7]// in the [C] grave
Will the [C] circle be un-[C7]broken? By and [F] by Lord, by and [C] by
There's a [C] better home a-[Am]waiting in the [C]// sky Lord, [G7]// in the [C] sky

Verse 4:

I went [C] back home, home was [C7] lonesome, miss my [F] mother she was [C] gone
All my [C] brothers, sisters [Am] cryin', what a [C]// home so [G7]// sad and [C] lone

Instrumental:

Will the [C] circle be un-[C7]broken? By and [F] by Lord, by and [C] by
There's a [C] better home a-[Am]waiting in the [C]// sky Lord, [G7]// in the [C] sky

Chorus:

Will the [C] circle be un-[C7]broken? By and [F] by Lord, by and [C] by
There's a [C] better home a-[Am]waiting in the [C]// sky Lord, [G7]// in the [C] sky

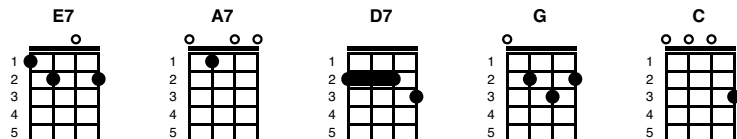
Acapella-ish finsh (slow down & harmonize):

There's a [C]/ better home a-[Am]/waiting - in the [C]/ sky Lord, [G7]/ in the [C]/ sky

Wishing On A Star

Jimmy Van Heusun & Johnny Burke, ©1944

Key of G



Intro: [E7] [E7]

Chorus:

Would you [E7] like to swing on a [A7] star?
Carry [D7] moonbeams home in a [G] jar
And be [E7] better off than you [A7] are?
[D7] Or would you rather be a [G] mule (pig, fish)

Verse 1:

A [G] mule is an [C] animal with [G] long funny [C] ears
He [G] kicks up at [C] anything he [G] hears
His [A7] back is brawny but his [D7] brain is weak.
He's [A7] just plain stupid with a [D7] stubborn steak.
And by the [G] way, if you [C] hate to go to [G] school [E7]
[A7] You may grow [D7] up to be a [G] mule (chorus)

Verse 2:

A [G] pig is an [C] animal with [G] dirt on his [C] face
His [G] shoes are a [C] terrible dis-[G]grace
He's [A7] got no manners when he [D7] eats his food
He's [A7] fat and lazy and extremely [D7] rude
But if you [G] don't care a [C] feather or a [G] fig [E7]
[A7] You may grow [D7] up to be a [G] pig (chorus)

Verse 3:

A [G] fish won't do [C] anything but [G] swim in a [C] brook
He [G] can't write his [C] name or read a [G] book
To [A7] fool the people is his [D7] only thought
and [A7] though he's slippery he [D7] still gets caught
but then if [G] that sort of [C] life is what you [G] wish [E7]
[A7] ay you may grow [D7] up to be a [G] fish (last chorus)

Last Chorus:

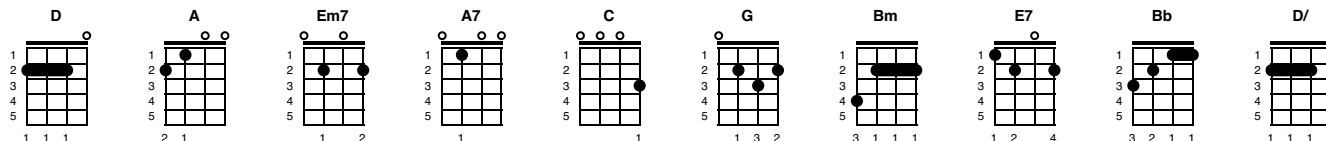
and all the [E7] monkeys aren't in the [A7] zoo,
every [D7] day you meet quite a [G] few
So you [E7] see it's all up to [A7] you...[D7] you can be better than you [E7] are
[A7] You could be [D7] swingin on a [G] star! [G]/

With a Little Help From My Friends

Key of D

John Lennon and Paul McCartney, 1967

Note: Alt end “Bb->C->D”; keeping the Bb shape & slide up to 3rd fret for “C” and 5th fret for “D”



Intro: [D] [D]

Verse 1 & chorus:

[D] What would you [A] think if I [Em7] sang out of tune
Would you stand up and [A7] walk out on [D] me?
[D] Lend me your [A] ears and I'll [Em7] sing you a song
And I'll try not to [A7] sing out of [D] key
Oh, I get [C] by with a little [G] help from my [D] friends
Mmm, I get [C] high with a little [G] help from my [D] friends
Mmm, gonna [C] try with a little [G] help from my [D] friends [A]

Verse 2 & chorus & bridge:

[D] What do I [A] do when my [Em7] love is a way?
(Does it worry you to [A7] be a-[D]lone?)
[D] How do I [A] feel by the [Em7] end of the day?
(Are you sad because you're [A7] on your [D] own?)
Oh, I get [C] by with a little [G] help from my [D] friends
Mmm, I get [C] high with a little [G] help from my [D] friends
Mmm, gonna [C] try with a little [G] help from my [D] friends
(Do you [Bm] need any-[E7]body?) I [D] need some-[C]body to [G] love
(Could it [Bm] be any-[E7]body?) I [D] want some-[C]body to [G] love

Verse 3 & chorus & bridge:

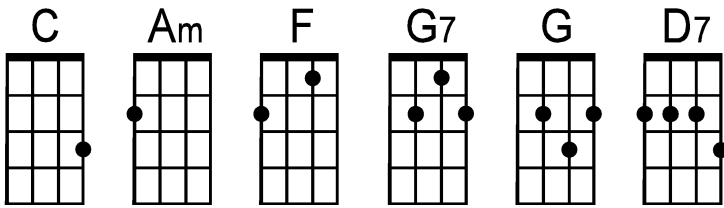
[D] Would you be-[A]lieve in a [Em7] love at first sight?
Yes I'm certain that it [A7] happens all the [D] time
[D] What do you [A] see when you [Em7] turn out the light?
I can't tell you but I [A7] know it's [D] mine
Oh, I get [C] by with a little [G] help from my [D] friends
Mmm, I get [C] high with a little [G] help from my [D] friends
Mmm, gonna [C] try with a little [G] help from my [D] friends
(Do you [Bm] need any-[E7]body?) I [D] need some-[C]body to [G] love
(Could it [Bm] be any-[E7]body?) I [D] want some-[C]body to [G] love

Outro:

Oh, I get [C] by with a little [G] help from my [D] friends
Mmm, I get [C] high with a little [G] help from my [D] friends
Oh, gonna [C] try with a little [G] help from my [D] friends
Yes I get [C] by with a little help from my [G] friends, with a little help from my [Bb] friends [C] [D/]

Wonderful World

by Sam Cooke



Intro: C . . . | Am . . . |

(sing e)

C . . . | Am . . . | F . . . | G7 . . . |
Don't know much a-bout his—tor—y, Don't know much bi—ol—o—gy

C . . . | Am . . . | F . . . | G7 . . . |
Don't know much a-bout a scien-ce book, Don't know much a-bout the French I— took

C . . . | F . . . | C . . . | F . . . |
But I do know that I love you, and I know that if you love me too

. | G . . . | C . . . |
What a wonder-ful world this could be

C . . . | Am . . . | F . . . | G . . . |
Don't know much a-bout ge—o—gra-phy, Don't know much trigo-nom-e—try

C . . . | Am . . . | F . . . | G . . . |
Don't know much a-bout al—ge—bra, Don't know what a slide—rule is for

C . . . | F . . . | C . . . | F . . . |
But I do know one and one is two, and if this one could be with you

. | G . . . | C . . . |
What a wonder-ful world this could be

Bridge: . | G . . . | C . . . | G . . . | C . . . |
Now I don't claim to be an 'A' student, But I'm tryin' to be—

. | D7 . . . | C . . . | D7 . . . | G7 . . . |
For maybe by being an 'A' student, baby, I could win your love for me—

C . . . | Am . . . | F . . . | G7 . . . |
Don't know much a-bout his—tor—y, Don't know much bi—ol—o—gy

C . . . | Am . . . | F . . . | G7 . . . |
Don't know much a-bout a scien-ce book, Don't know much a-bout the French I— took

C . . . | F . . . | C . . . | F . . . |
But I do know that I love you, and I know that if you love me too

. | G . . . | C . . . |
What a wonder-ful world this could be

C . . . | Am . . . | F . . . | G . . . |
La ta, ta ta ta ta (his—to—ry), Mm-mm-mm (bi—ol—o—gy)

C . . . | Am . . . | F . . . | G . . . |
Woah, la ta ta ta ta ta ta, (scien-ce book), Mm-mm-mm (French I— took)

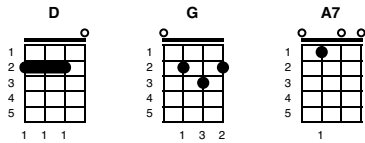
C . . . | F . . . | C . . . | F . . . |
But I do know that I love— you, and I know that if you love me too

. | G . . . | C \ G \ C \
What a wonder-ful world this could be

Worried Man Blues

Key of D

Traditional



Intro: [D] [D] [D] [D]

Verse 1:

It [D] takes a worried man to sing a worried song, it [G] takes a worried man to sing a worried [D] song
It [D] takes a worried man to sing a worried song
I'm worried [A7] now, but I won't be worried [D] long

Verse 2:

I [D] went across the river and I lay down to sleep, I [G] went across the river and I lay down to [D] sleep
Well I [D] went across the river and I lay down to sleep
When I woke [A7] up, there were shackles on my [D] feet

Verse 3:

[D] Twenty-nine links of chain around my legs, [G] twenty-nine links of chain around my [D] legs
I've [D] twenty-nine links of chain a-round my legs
And on each [A7] link are the letters of my [D] name

Instrumental (a verse):

It [D] takes a worried man to sing a worried song, it [G] takes a worried man to sing a worried [D] song
It [D] takes a worried man to sing a worried song
I'm worried [A7] now, but I won't be worried [D] long

Verse 4:

[D] I asked the judge, what might be my fine, [G] I asked the judge, what might be my [D] fine
Oh [D] I asked the judge, what might be my fine
He said [A7] twenty-one years on the Rocky Mountain [D] Line

Verse 5:

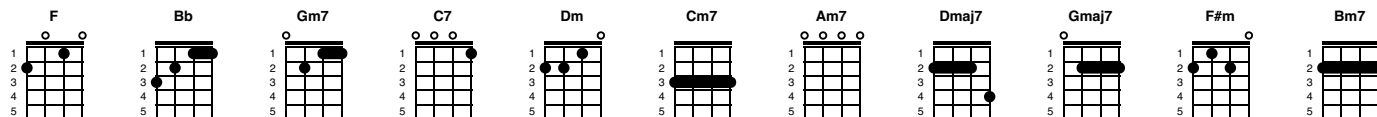
This [D] train that I ride, is sixteen coaches long, this [G] train that I ride, is sixteen coaches [D] long
This [D] train that I ride, is sixteen coaches long
And the girl I [A7] love, well she's long [D] gone

Verse 1 repeat & tab:

It [D] takes a worried man to sing a worried song, it [G] takes a worried man to sing a worried [D] song
It [D] takes a worried man to sing a worried song
I'm worried [A7] now, but I won't be worried [D] long
I'm worried [A7] now, but I won't be worried [D] long [D]/ [A7]/ [D]/

The Beach Boys, ©1966

Key of F



A	..12...9..	..12...9..	..12...9..
E	.9..9.10.10	.9..9.10.10.	.9..9.10.10
C	9...9.....	9...9.....9	9...9.....
G

[NC] Wouldn't it be [F] nice if we were [F] older and we wouldn't
[Bb] have to wait so [Gm7]// long, and
[C7]// wouldn't it be [F] nice to live to-[F]gether in the kind of
[Bb] world where we be-[Gm7]// long [C7]//

[Dm] You know it's gonna make it [Cm7] that much better
[Dm] When we can say goodnight and [Am7] stay to-[Gm7]gether

[C7] . . Wouldn't it be [F] nice if we could [F] wake up in the morning
[Bb] when the day is [Gm7]// new, And
[C7]// after having [F] spent the day to-[F]gether hold each other
[Bb] close the whole night [Gm7]// through [C7]//

[Dm] What happy times together **[Cm7]** we'd be spending
[Dm] I wish that every kiss was **[Am7]** never . . **[Gm7]** ending . .
[C7] . . Oh, wouldn't it be **[F]** nice . . . **[F]** . . .

[Dmaj7] . Maybe if we [Gmaj7] think and wish and hope and pray it [F#m] might come true
[Bm7] [Dmaj7] . Maybe then there [Gmaj7] wouldn't be a single thing
[F#m] we couldn't do . [Bm7] . . We could be [F#m] married (we could be
[Bm7] married) And then we'd be [F#m] happy (then we'd be [Bm7] happy)
Oh, wouldn't it be [F] nice . . . [F]

slow down, Bass Solo

[Dm] You know it seems the more we [Cm7] talk about it
[Dm] It only makes it worse to [Am7] li-v-e with-[Gm7]out it . But let's
[Am7] talk . . a-[Gm7]bout it . .

resume tempo

[C7] . . Wouldn't it be [F] nice [F]
[F] . Baaaa ba ba [F] ba ba ba ba
[F] S-l-e-e-p [F] tight my ba-by
[F] . Baaa ba ba [F] ba ba ba ba

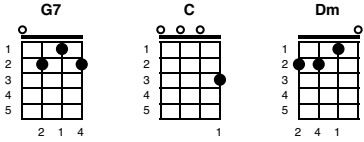
Fade

[F] G-o-o-d [F] night my ba-by
[F] . Baaa ba ba [F] ba ba ba ba

Yellow Submarine

Key of G

Beatles, 1966



Intro:

[G7] [G7] [G7] [G7]

Verse 1:

In the [G7] town where I was [C] born, lived a [Dm] man who sailed the [G7] sea,
And he told us of his [C] life, in the [Dm] land of subma-[G7] rines.
So we sailed up to the [C] sun, 'til we [Dm] found, the sea of [G7] green,
And we lived beneath the [C] waves, in our [Dm] yellow subma-[G7] rine.

Chorus:

[C] We all live in a [G7] yellow submarine, yellow submarine, [C] yellow submarine
We all live in a [G7] yellow submarine, yellow submarine, [C] yellow submarine.

Verse 2:

And our [G7] friends are all on [C] board, many [Dm] more of them live next [G7] door,
And the band begins to [C] play (pause strumming)
<<Kazoo the Trumpets>>

Chorus:

[C] We all live in a [G7] yellow submarine, yellow submarine, [C] yellow submarine
We all live in a [G7] yellow submarine, yellow submarine, [C] yellow submarine.

Verse 3:

As we [G7] live a life of [C] ease, every [Dm] one of us (everyone of us)
has all we [G7] need (has all we need),
Sky of blue (sky of blue) and sea of [C] green (sea of green)
in our [Dm] yellow (in our yellow) subma-[G7] rine (submarine).

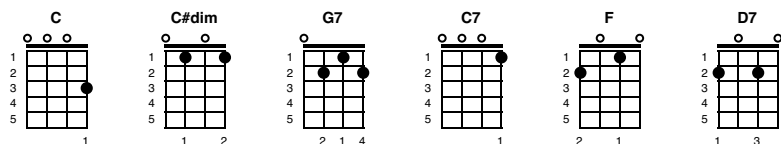
Chorus fade out:

[C] We all live in a [G7] yellow submarine, yellow submarine, [C] yellow submarine
[C] We all live in a [G7] yellow submarine, yellow submarine, [C] yellow submarine
[C] We all live in a [G7] yellow submarine, yellow submarine, [C] yellow submarine

Yes Sir, That's My Baby

Gus Kahn and Walter Donaldson, 1925

Key of C



Intro: [C] . . . [C#dim] . . . [G7] . . . [G7] / (2, 3, 4)

Verse 1:

[C] Yes, sir, that's my [C#dim] ba-by [G7] No, sir, don't mean "may-be"

[G7] Yes, sir, that's my ba-by [C] now

[C] Yes ma'am we've de-[C#dim]cid-ed [G7] No, ma'am, we won't hide it.

[G7] Yes, ma'am, you're in-vit-ed [C] now

[C] By the [C7] way, by the [F] way, when we [D7] reach the preacher I'll

[G7] say [G7]/ (with feel-ing)

[C] Yes, sir, that's my [C#dim] ba-by [G7] No, sir, don't mean "may-be"

[G7] Yes, sir, that's my ba-by [C] now [G7]

Kazoo solo (don't sing):

[C] Yes, sir, that's my [C#dim] ba-by [G7] No, sir, don't mean 'may-be"

[G7] Yes, sir, that's my ba-by [C] now

[C] Yes ma'am we've de-[C#dim]cid-ed [G7] No, ma'am, we won't hide it

[G7] Yes, ma'am, you're in-vit-ed [C] now

[C] By the [C7] way, by the [F] way, when we [D7] reach the preacher I'll

[G7] say [G7]/ (with feel-ing)

[C] Yes, sir, that's my [C#dim] ba-by [G7] No, sir, don't mean "may-be"

[G7] Yes, sir, that's my ba-by [C] now [G7]

Verse 2:

[C] Yes, sir, that's my [C#dim] ba-by [G7] No, sir, don't mean 'may-be"

[G7] Yes, sir, that's my ba-by [C] now

[C] Well, well, "lookit" that [C#dim] ba-by [G7] Do, tell, don't say, "may-be"

[G7] Nell's bells, won't she cause some [C] row

[C] Pret-ty [C7] soon, pret-ty [F] soon, [F] we will [D7] hear that Lo-hen-grin

[G7] tune [G7]/ (I'm say-in')

[C] "Who for should she [C#dim] be, sir? [G7] No, one, else but me sir

[G7] Yes, sir, that's my ba-by [C] now [C]

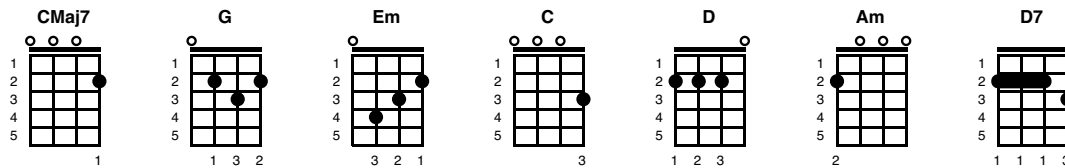
[G7] Yes, sir, that's my ba-by [C] now [C]/ [G7]/ [C]/

YMCA

Village People, ©1978

Ukulaliens Play Along: <https://youtu.be/HwuxK3jw5JU?si=gSDrBt6gqyyohRxV>

Key of G



Intro: (kazoo)

8 beats each

[CMaj7] [CMaj7] [CMaj7]

Verse 1:

[G] Young man, there's no need to feel down, I said

[Em] young man, pick yourself off the ground, I said

[C] young man, 'cause you're in a new town, There's no

[D]/ need [C]/ to [D]/ be [C]/ un-[G]/hap-[D]/py

[G] Young man, there's a place you can go, I said,

[Em] young man, when you're short on your dough, You can

[C] stay there, and I'm sure you will find, Many

[D]/ ways [C]/ to [D]/ have [C]/ a [G]/ good [D]/ time [D] / / / / /

Chorus:

It's fun to stay at the [G] Y M C A, It's fun to stay at the

[Em] Y M C A, They have

[Am] everything for young men to enjoy, You can

[D7] hang out with all the boys, It's fun to stay at the

[G] Y M C A, It's fun to stay at the

[Em] Y M C A, You can

[Am] get yourself clean, you can have a good meal

[D] You can do whatever you feel

Verse 2:

[G] Young man, are you listening to me, I said

[Em] young man, what do you want to be, I said

[C] young man, you can make real your dreams, But you've

[D]/ got [C]/ to [D]/ know [C]/ this [G]/ one [D]/ thing

[G] No man, does it all by himself, I said

[Em] young man, put your pride on the shelf, And just

[C] go there, to the YMCA, I'm sure

[D]/ they [C]/ can [D]/ help [C]/ you [D]/ to-[D]/day [D] / / / / /

Chorus:

It's fun to stay at the [G] Y M C A, It's fun to stay at the

[Em] Y M C A, They have

[Am] everything for young men to enjoy, You can

[D7] hang out with all the boys, It's fun to stay at the

[G] Y M C A, It's fun to stay at the
[Em] Y M C A, You can
[Am] get yourself clean, you can have a good meal
[D] You can do whatever you feel

Verse 3:

[G] Young man, I was once in your shoes, I said,
[Em] I was, down and out with the blues, I felt,
[C] no man, cared if I was alive, I felt,
[D]/ the [C]/ whole [D]/ world [C]/ was [G]/ so [D]/ jive

[G] That's when, someone came up to me, And said
[Em] young man, take a walk up the street, There's a
[C] place there, called the YMCA, They can
[D]/ start [C]/ you [D]/ back [C]/ on [G]/ your [D]/ way [D] / / / /

Outro

It's fun to stay at the [G] Y M C A, It's fun to stay at the
[Em] Y M C A, They have
[Am] everything for young men to enjoy, You can
[D] hang out with all the boys,
[G] Y M C A, It's fun to stay at the
[Em] Y M C A,

Fade out

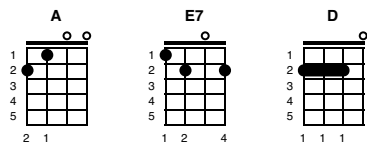
[Am] young man, young man, there's no need to feel down
[D] young man, young man, get yourself off the ground
[G] Y M C A, and just go to the
[Em] Y M C A

You Are My Sunshine

Key of A

Traditional

Note: At end of each verse/chorus play a bar of [A] as noted



Intro: [A] [E7] [A] [A]

Verse 1 & Chorus:

The other [A] night dear, as I lay sleepin', I dreamed I [D] held you in my [A] arms
But when I [D] woke dear I was mis-[A]taken, and I [A] hung my [E7] head and I [A] cried
You are my [A] Sunshine, my only Sunshine
You make me [D] happy when skies are [A] grey
You'll never [D] know dear, how much I [A] love you
Please don't [A] take my [E7] Sunshine a-[A]way [A]

Verse 2 & Chorus:

I'll always [A] love you and make you happy, if you will [D] only say the [A] same
But if you [D] leave me and love a-[A]nother, you'll [A] regret it [E7] all some-[A]day
You are my [A] Sunshine, my only Sunshine
You make me [D] happy when skies are [A] grey
You'll never [D] know dear, how much I [A] love you
Please don't [A] take my [E7] Sunshine a-[A]way [A]

Verse 3 & Chorus:

You told me [A] once dear, you really loved me, and no one [D] else could come be-[A]tween
But now you've [D] left me to love a-[A]nother, you have [A] shattered [E7] all my [A] dreams
You are my [A] Sunshine, my only Sunshine
You make me [D] happy when skies are [A] grey
You'll never [D] know dear, how much I [A] love you
Please don't [A] take my [E7] Sunshine a-[A]way [A]

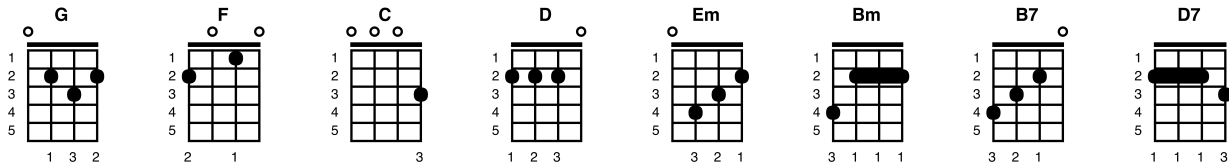
Verse 4 & Chorus & tag:

In all my [A] dreams dear, you seem to leave me, when I [D] wake my poor heart [A] aches
Won't you [D] come back, and make me [A] hap-py, I'll for-give and [E7] take all the [A] blame
You are my [A] Sunshine, my only Sunshine
You make me [D] happy when skies are [A] grey
You'll never [D] know dear, how much I [A] love you
Please don't [A] take my [E7] Sunshine a-[A]way
Please don't [A] take my [E7] Sunshine a-[A]way

You Got It

Roy Orbison, ©1988

Key of G



Chorus Riff:

A | --2-2-0-0-----2-0----- | --2-2-0-0-----2-0----- |
E | -----3-----3--- | -----3-----3--- |

A | -5-5-6-6-7-----2-0----- | -5----- | -5----- |
E | -----3--- | ----- | ----- |

Intro: [G] [F]-[C] [G] [F]-[C]

Verse 1:

[G] Every time I look in-[F]to your [C] lovin' [G] eyes . . . [F]-[C]
[G] I see a love that [F] money . [C] just can't [D] buy . . . [F] . . . one

Pre-Chorus:

[G] look . . from [Em] you, . . I [Bm] drift . . a-[D]way . . I
[G] pray . . that [Em] you . . are [Bm] here . . to [D] stay . . .

Chorus 1: 2 beats per chord

[G] . Any-[B7]thing you [Em] want, you [C] got it
[G] . Any-[B7]thing you [Em] need, you [C] got it
[G] . Any-[B7]thing at [Em] all, you [C] got it
[G] Ba-a-a-ay-[D]be-e-e-e! [D]

Verse 2:

[G] Every time I hold you [F] I begin to [C] under-[G]stand . . . [F]-[C]
[G] Everything about you [F] tells me [C] I'm your [D] man . . . [F] . . . I

Pre-Chorus 2:

[G] live (I live) my [Em] life (my life), to
[Bm] be (to be) with [D] you (with you) No
[G] one (no one) can [Em] do (can do) the
[Bm] things (the things) you [D] do-o-o-o

Chorus 2: 2 beats per chord

[G] . Any-[B7]thing you [Em] want, you [C] got it
[G] . Any-[B7]thing you [Em] need, you [C] got it
[G] . Any-[B7]thing at [Em] all, you [C] got it
[G] Ba-a-a-ay-[D]be-e-e-e! [D]

Post-Chorus:

[D] . Anything you [D] want, (you got it)
[D] . Anything you [D] need, (you got it)
[D] . Anything at [D7] a-a-a-aaall!

Chorus 3: 2 beats per chord

[G] . do-do [B7] do do [Em] do, do [C] do do
[G] . do-do [B7] do do [Em] do, do [C] do do
[G] . do-do [B7] do do [Em] do, you [C] got it
[G] [D] [D] . . . I'm

Pre-Chorus 3:

[G] glad (I'm glad) to [Em] give (to give) my
[Bm] love (my love) to [D] you (to you) I
[G] know (I know) you [Em] feel (you feel) the
[Bm] way (the way) I [D] do-o-o-o!

Chorus 4: 2 beats per chord

[G] . Any-[B7]thing you [Em] want, you [C] got it
[G] . Any-[B7]thing you [Em] need, you [C] got it
[G] . Any-[B7]thing at [Em] all, you [C] got it
[G] Ba-a-a-ay-[D]be-e-e-e! [D]

Outro:

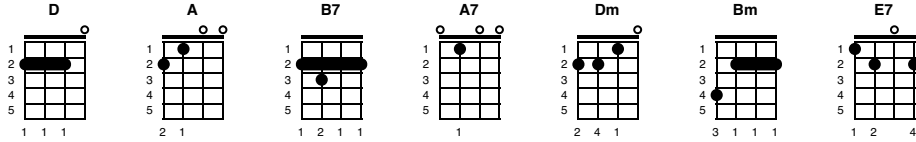
[D] . Anything at [D] all, (you got it)
[D7] Ba-a-a-ay-[D7]be-e-e-e! You [G]/ got [G]/ it!

You Won't See Me

Key of A

Lennon-McCartney © 1965

Note: The echo "you won't see me" can be played on the A string as "0 2 3 4"



Intro: 1, 2, 3, 4 | 1, 2 [D] D - [A]

Verse 1 & 2:

When I [A] call, you [B7] up, your [D] line's, en-[A]gaged
I have [A] had, e-[B7]nough, so [D] act, your [A] age
We have [A7] lost, the [D] time, that [Dm] was so hard to [A] find
And I will [A] lose, my [B7] mind if
[D]// You [A] won't see me (you won't see me)
[D]// You [A] won't see me (you won't see me)

I don't [A] know, why [B7] you, should [D] want, to [A] hide
But I [A] can't, get [B7] through, my [D] hands, are [A] tied
I won't [A7] want, to [D] stay, I [Dm] don't have much to [A] say
But I get [A] turned, a-[B7]way, and
[D]// You [A] won't see me (you won't see me)
[D]// You [A] won't see me (you won't see me)

Bridge:

[Bm] Time, after [Dm] time, you re-[E7]fuse to even [A] listen
[B7] I wouldn't mind, if I [D] knew what I was [E7] missin'

Verse 3:

Though the [A] days, are [B7] few, they're [D] filled, with [A] tears
And since [A] I, lost [B7] you, it [D] feels, like [A] years
Yes it [A7] seems, so [D] long [Dm] girl since you've been [A] gone
And I just [A] can't, go [B7] on, if
[D]// You [A] won't see me (you won't see me)
[D]// You [A] won't see me (you won't see me)

Repeat Bridge:

[Bm] Time, after [Dm] time, you re-[E7]fuse to even [A] listen
[B7] I wouldn't mind, if I [D] knew what I was [E7] missin'

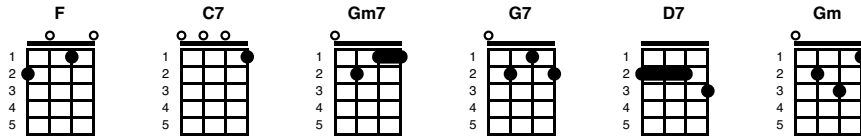
Repeat Verse 3:

Though the [A] days, are [B7] few, they're [D] filled, with [A] tears
And since [A] I, lost [B7] you, it [D] feels, like [A] years
Yes it [A7] seems, so [D] long [Dm] girl since you've been [A] gone
And I just [A] can't, go [B7] on, if
[D]// You [A] won't see me (you won't see me)
[D]// You [A] won't see me (you won't see me)
[A] [B7] [D] [A]/

You're A Grand Old Flag

George M. Cohan, ©1906

Key of F



Intro: [F] [F]

You're a [F] grand old flag, you're a high flying flag

And forever in peace may you [C7] wave

You're the [C7] em-[Gm7]blem [C7] of the [F] land [C7] I [F] love,

The [G7] home of the free and the [C7] brave

Every [F] heart beats true for the red, white, and blue

Where there's [D7] never a boast or [Gm] brag

[C7] Should [F] auld acquaintance [C7] be forgot,

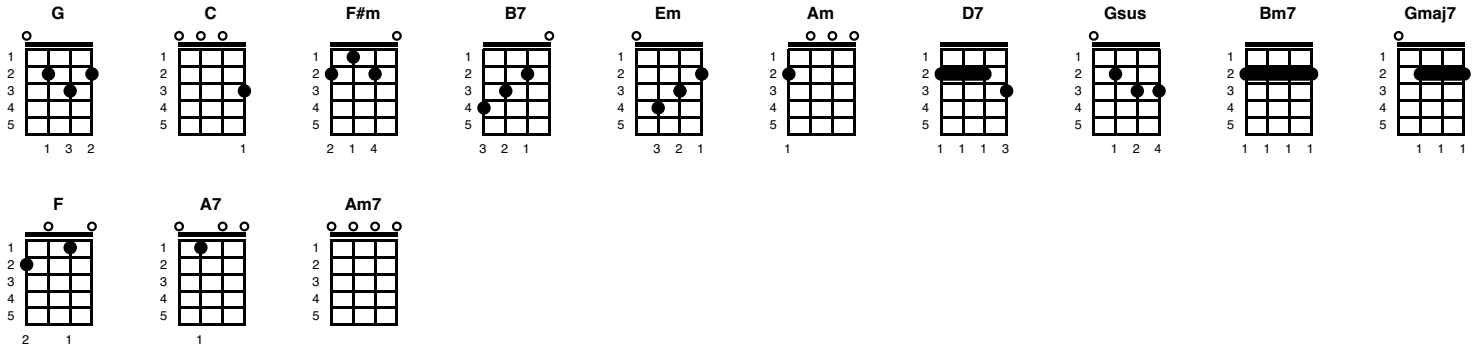
Keep your [G7] eye on the [C7] grand old [F] flag [D7]

Keep your [G7] eye on the [C7] grand old [F] flag [F]/

You've Got a Friend

Key of G

Carole King



Intro:

[G]	[C]	[G]	[F#m]// [B7]/ (hold)
A -2---2---2-0-2-3-	--3---3-3-3-3-3-	-3-2-0-2---2-2-2-	-0-0-0-2---2-2-2-
E -3---3---3-3-3-0-	--3---3-3-3-3-3-	-3-3-3-3---3-3-3-	-2-2-2-2---2-2-2-
C -2---2---2-2-2-0-	--0---0-0-0-0-0-0-	-2-2-2-2---2-2-2-	-1-1-1-3---3-3-3-
G -0---0---0-0-0-0-	--0---0-0-0-0-0-0-	-0-0-0-0---0-0-0-0-	-2-2-2-2---2-2-2-

Verse 1:

When you're [Em] down and trou-[B7]bled,
 And you [Em]// need some [B7]// lovin' [Em] care
 And [Am] nothing, [D7] nothing is going [G] right [Gsus]-[G]
 [F#m] Close you eyes and [B7] think of me
 And [Em] soon I [B7] will be [Em] there
 To [Am] brighten up [Bm7] even your darkest [C] night [D7]//

Chorus:

You just [G] call out my [G] name,
 and you [C] know wherever I [C] am
 I'll come [G] running [G] to see you a-[Am]gain [D7]//
 [G] Winter, spring, summer or [Gmaj7] fall,
 [C] all you have to do is [Em] call
 And I'll [C] be there [Bm7] yes I [Am]/[D7]/ will
 You've got a [G] friend [C] [G] [F#m]// [B7]/

Verse 2:

If the [Em] sky a-[B7]bove you should turn
 [Em]// dark and [B7]// full of [Em] clouds
 And [Am] that old north [D7] wind begins to [G] blow [Gsus]-[G]
 [F#m] Keep your head to-[B7]gether,
 And [Em] call my name [B7] out [Em] loud
 [Am] Soon you'll hear me [Bm7] knockin' on your [C] door [D7]//

Chorus:

You just [G] call out my [G] name,
and you [C] know wherever I [C] am
I'll come [G] running to see you a-[Am]gain [D7]//
[G] Winter, spring, summer or [Gmaj7] fall,
[C] all you have to do is [Em] call
And I'll [C] be there [Bm7] yes I [Am]/[D7]/ will

Bridge:

Now [F] ain't it good to know that [C] you've got a friend,
When [G] people can be so [Gmaj7] cold
They'll [C] hurt you, and de-[F]sert you,
And [Em] take your soul if you [A7] let them
Oh, but [Am]/ don't you [Am]/ let them [D7]//

Chorus:

You just [G] call out my [Gmaj7] name, and you [C] know wherever I [C] am
I'll come [G] running [Gsus] to [G] see you a-[Am]gain [D7]//
[G] Winter, spring, summer or [Gmaj7] fall,
[C] all you have to do is [Em] call
And I'll [C] be there [Bm7] yes I [Am7]/[D7]/ will

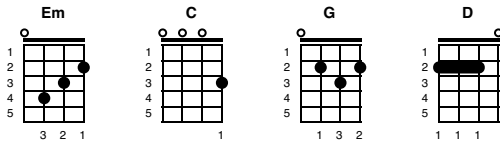
Outro Chorus:

You've got a [G] friend [C] You've got a [G] friend,
ain't it [C] good to know you've got a [G] friend,
ain't it [C] good to know you've got a [G] friend, [C]//
You've got a [G]/ friend

Zombie

The Cranberries, 1994

Key of Em



Intro:

[Em] [C] [G] [D] x2

Verse 1:

[Em] Another [C] head hangs lowly, [G] child is slowly [D] taken
[Em] And the violence [C] caused such silence, [G] who are we mis-[D]taken
But you [Em] see it's not me, it's not [C] my family
In your [G] head, in your head, they are fight-[D]ing
With their [Em] tanks and their bombs and their [C] bombs and their guns
In your [G] head, in your head, they are cry-[D]ing

Chorus 1:

In your [Em] head, in your [C] head, zombie, [G] zombie, zombie [D]
What's in your [Em] head, in your [C] head, zombie, [G] zombie, zombie [D]
[Em] [C] [G] [D] x2

Verse 2:

[Em] Another [C] mother's breaking [G] heart is taking over [D]
[Em] When the violence [C] causes silence, [G] we must be mis-[D]taken
It's the [Em] same old theme since [C] 1916
In your [G] head, in your head, they're still [D] fighting
With their [Em] tanks and their bombs and their [C] bombs and their guns
In your [G] head, in your head, they're [D] dying

Chorus 2:

In your [Em] head, in your [C] head, zombie, [G] zombie, zombie [D]
What's in your [Em] head, in your [C] head, zombie, [G] zombie, zombie [D]

Outro:

[Em] [C] [G] [D]
(repeat to fade)