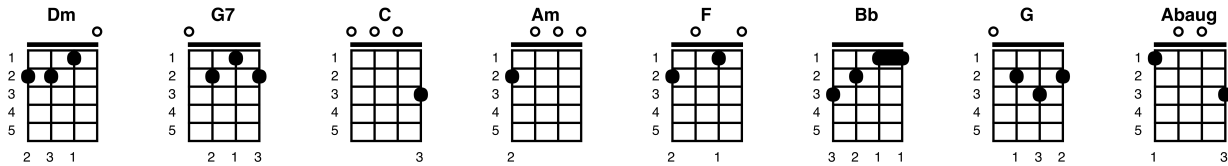


All My Loving RCU v1.3	2
All You Need Is Love - v4a	3
Between the Devil and the Deep Blue Sea - v5	5
Can't Buy Me Love RCU V2.0	7
Come Together RCU v2.1	8
Do You Want To Know A Secret RCU v1.0	9
Eight Days a Week RCU v2.1	10
Get Back RCU v1.0	11
Good Day, Sunshine SJUC 3b	13
Here Comes the Sun RCU v1.0	14
Hey Jude RCU v1.0	16
I'll Follow the Sun SJUC v5a	17
I Saw Her Standing There - v2c	18
I Want to Hold Your Hand RCU v1.0	20
Lady Madonna RCU v1.0	21
Let it Be RCU V1.0	23
Norwegian Wood RCU v1.1	24
Nowhere Man RCU V1.0	25
Ob La Di Ob La Da RCU v1.1	26
Octopus's Garden RCU v1.0	28
Sergeant Peppers Lonely Hearts RCU v1.0	30
Twist and Shout RCU v1.0	31
We Can Work It Out RCU v1.0	34
When I'm Sixty Four RCU v1.0	36
With a Little Help From My Friends RCU V2.0	38
Yellow Submarine RCU V1.0	39
You Won't See Me RCU V1.0	40

All My Loving

Beatles, Lennon/McCartney, ©1963

Key of Dm



Intro: 1, 2, 3, 4 - 1, 2

(first note "F")

Verse 1:

Close your [Dm] eyes and I'll [G7] kiss you, to-[C]morrow I'll [Am] miss you,
Re-[F]member I'll [Dm] always be [Bb] true . . . [G7] . . and then
[Dm] while I'm a-[G7]way I'll write [C] home every-[Am]day . and I'll
[F] send all my [G] loving to [C] you . . . [C]/ .

Verse 2:

I'll pre-[Dm] tend that I'm [G7] kissing, the [C] lips I am [Am] missing
And [F] hope that my [Dm] dreams will come [Bb] true . . . [G7] . . and then
[Dm] while I'm a-[G7]way I'll write [C] home every-[Am]day . and I'll
[F] send all my [G] loving to [C] you . . . [C]/ .

Chorus:

All my [Am] loving [Abaug] I will send to [C] you . . . [C] . . All my
[Am] loving, [Abaug] darling I'll be [C] true . . . [C]/ . . .

Solo:

[F] [F] [C] [C] [Dm] [G] [C] [C]/ .

Verse 1:

Close your [Dm] eyes and I'll [G7] kiss you, to-[C]morrow I'll [Am] miss you,
Re-[F]member I'll [Dm] always be [Bb] true . . . [G7] . . and then
[Dm] while I'm a-[G7]way I'll write [C] home every-[Am]day . and I'll
[F] send all my [G] loving to [C] you . . . [C]/ .

Chorus:

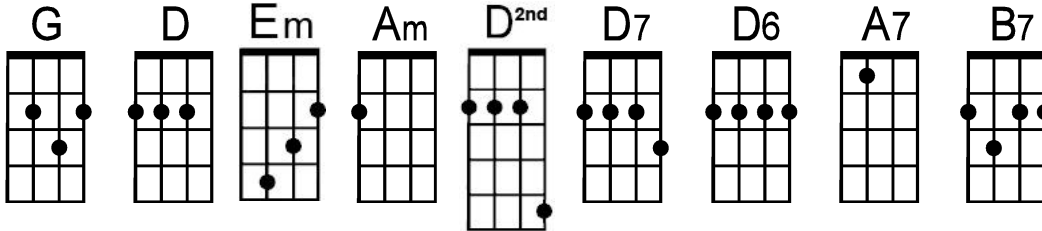
All my [Am] loving [Abaug] I will send to [C] you . . . [C] . . All my
[Am] loving, [Abaug] darling I'll be [C] true . . . [C]/ .

Outro:


All my [Am] loving . . [Am] . . All my [C] loving . Ooh [C] Ooh . All my
[Am] loving . . [Am] . . I will send to [C] you . . . [C]/

All You Need Is Love

by John Lennon (1967)



"La Marseillaise" tease



(sing b)

Intro: **G** ¹ ² **D** ³ ⁴ **Em** ⁵ ⁶ ⁷ | **G** ¹ ² **D** ³ ⁴ **Em** ⁵ ⁶ ⁷ |
Love— love— love— Love— love— love—

D7 ¹ ² **G** ³ ⁴ | **D** ¹ ² ³ ⁴ | **D^{2nd}** ¹ ² **D7** ³ ⁴ **D6\ D7\ D^{2nd}** ⁵ ⁶ ⁷ **D7** |
Love— love— love—

G ¹ ² **D** ³ ⁴ **Em** ⁵ ⁶ ⁷ |
There's Nothing you can **do** that can't be **done**

G ¹ ² **D** ³ ⁴ **Em** ⁵ ⁶ ⁷ |
Nothing you can **sing** that can't be **sung**

Am/c ¹ ² **G** ³ ⁴ | **D** ¹ ² ³ ⁴ |
Nothing you can **say** but you can **learn** how to play the game

D^{2nd} ¹ ² **D7** ³ ⁴ **D6\ D7\ D^{2nd}** ⁵ ⁶ ⁷ **D7** |
It's ea—sy—

G ¹ ² **D** ³ ⁴ **Em** ⁵ ⁶ ⁷ |
Nothing you can **make** that can't be **made**

G ¹ ² **D** ³ ⁴ **Em** ⁵ ⁶ ⁷ |
No one you can **save** that can't be **saved**

Am/c ¹ ² **G** ³ ⁴ | **D** ¹ ² ³ ⁴ |
Nothing you can **do** but you can **learn** how to be you in time

D^{2nd} ¹ ² **D7** ³ ⁴ **D6\ D7\ D^{2nd}** ⁵ ⁶ ⁷ **D7** |
It's ea—sy—

Chorus: **G** ¹ ² **A7** ³ ⁴ | **D7** ¹ ² ³ ⁴ | **G** ¹ ² **A7** ³ ⁴ | **D7** ¹ ² ³ ⁴ |
All you need is— love— All you need is love—

G ¹ ² **B7** ³ ⁴ | **Em** ¹ ² **G** ³ ⁴ | **C** ¹ ² **D7** ³ ⁴ **G\ D** ⁵ ⁶ |
All you need is— love— love— Love is all you need

Instrumental verse:

1 2 3 4 5 6 7 1 2 3 4 5 6 7
G . D . Em . | G . D . Em . |
Love— love— love— Love— love— love—

1 2 3 4 1 2 3 4 1 2 3 4 5 & 6 & 7
D7 . G . | D . . . | D^{2nd} . D7 . D6\ D7\ D^{2nd} D7\ |
Love— love— love—

Chorus: 1 2 3 4 1 2 3 4 1 2 3 4 1 2 3 4
G . A7 . | D7 . . . | G . A7 . | D7 . . . |
All you need is— love— All you need is love—

1 2 3 4 1 2 3 4 1 2 3 4 5 6
G . B7 . | Em . G . | C . D7 . G\ D\ |
All you need is— love— love— Love is all you need

1 2 3 4 5 6 & 7
G . D . Em . |
Nothing you can **know** that isn't known

1 2 3 4 5 6 & 7
G . D . Em . |
Nothing you can **see** that isn't **shown**

1 2 3 4 1 2 3 4
Am/c . G . | D . . .
Nowhere you can **be** that isn't **where** you're meant to be

1 2 3 4 5 & 6 & 7
D^{2nd} . D7 . D6\ D7\ D^{2nd} D7\ |
It's ea—sy—

Chorus: 1 2 3 4 1 2 3 4 1 2 3 4 1 2 3 4
G . A7 . | D7 . . . | G . A7 . | D7 . . . |
All you need is— love— All you need is love—

1 2 3 4 1 2 3 4 1 2 3 4 5 6
G . B7 . | Em . G . | C . D7 . G\ D\ |
All you need is— love— love— Love is all you need

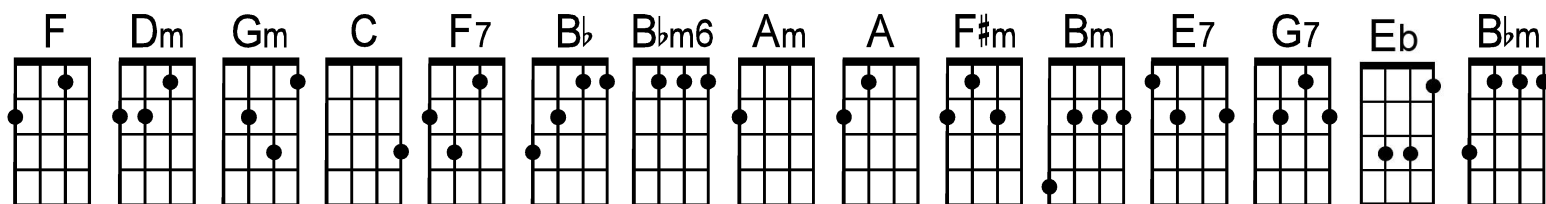
1 2 3 4 1 2 3 4 1 2 3 4
G . A7 . | D7 . . . | G . A7 . | D7 . . . |
All you need is— love— All you need is love—

1 2 3 4 1 2 3 4 5 6
G . B7 . | Em . G . | C . D7 . G . |
All you need is— love— love— Love is all you need

Coda: 1 2 3 4 1 2 3 4
G . . . | . . . |
Love is all you need Love is all you need (repeat and fade)
(Love is all you need) (Love is all you need)

Between the Devil and the Deep Blue Sea

by Harold Arlen and Ted Koehler (1932) as performed by George Harrison



Intro: F . Dm . | Gm . C . | F . Dm . | Gm . C . |

F7 . . . | Bb . Bbm6 . | F . C Am | F . C . |

(sing a)

F . Dm . | Gm . C . | F . Dm . | Gm . C . |
I—— don't want— you— but I hate to lose— you—

F7 . . . | Bb . Bbm6 . | F . C\ Am\ | F . C . |
You've got me in be—tween— the devil and the deep blue sea——

F . Dm . | Gm . C . | F . Dm . | Gm . C . |
I—— for—give— you— 'cause I can't for—get— you—

F7 . . . | Bb . Bbm6 . | F . C\ Am\ | F . . . |
You've got me in be—tween— the devil and the deep blue sea——

Chorus: A . F#m . | Bm . E7 . |
I want to cross you off my list

A . F#m . | Bm . E7 . |
But when you come knocking at my— door——

C . Am . | Dm . G7 . |
Fate seems to give my heart a— twist

Eb . . . | G . C . |
And I come running back for more——

F . Dm . | Gm . C . | F . Dm . | Gm . C . |
I—— should hate— you— but I guess I love— you—

F7 . . . | Bb . Bbm6 . | F . C\ Am\ | F . C . |
You've got me in be—tween— the devil and the deep blue sea——

Instr: F . Dm . | Gm . C . | F . Dm . | Gm . C . |

F7 . . . | Bb . Bbm6 . | F . C\ Am\ | F . E7\ --- |

Chorus: A . F#m . | Bm . E7 . |
I want to cross you off my list

A . F#m . | Bm . E7 . |
But when you come knocking at my— door——

C . Am . | Dm . G7 . |
Fate seems to give my heart a— twist

Eb . . . | G . C . |
And I come running back for more——

F . **Dm** . | **Gm** . **C** . | **F** . **Dm** . | **Gm** . **C** . |
 I——— should hate— you— but I guess I love— you— |

F7 . . . | **Bb** . **Bbm6** . | **F** . **C** **Am** | **F** . . . |
 You've got me in be— tween— the devil and the deep blue sea——

F7 . . . | **Bb** . | **Bbm6** . . . |
 You've got me in be— tween—————

| . . . | **Bbm** . . .
 The devil and the deep (*the devil and the deep*)

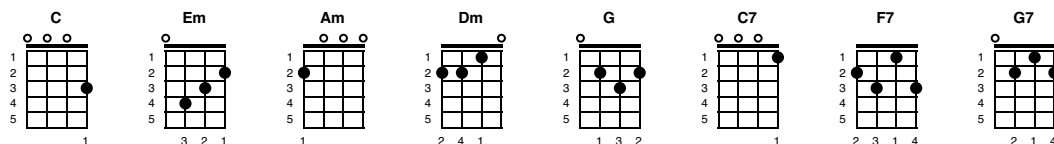
| . . **C** **Am** | **F** **F**
 The devil and the deep blue sea——

San Jose Ukulele Club
 (v5 - 2/20/24)

Can't Buy Me Love

The Beatles

Key of C



1, 2, 3, 4 [C]/ Can't buy me [Em] love [Am], [Em] love [Am]

Can't buy me [Dm] love [G]

Verse 1:

I'll [C] buy you a diamond [C] ring my friend, if it [C7] makes you feel al-[C7]right

I'll [F7] get you any-[F7]thing my friend, if it [C] makes you feel al-[C]right

Cause [G7] I don't care too [F7]/ much for money, [F7] money can't buy me [C] love

Verse 2:

I'll [C] give you all I've [C] got to give, if you [C7] say you love me [C7] too

I [F7] may not have a-[F7]lot to give but what I [C] got I'll give to [C] you

[G7] I don't care too [F7]/ much for money, [F7] money can't buy me [C] love

Chorus:

Can't buy me [Em] love [Am], [Am] everybody tells me [C] so

Can't buy me [Em] love [Am], [Dm] no, no, no, [G7] no

Verse 3:

[C] Say you don't need no [C] diamond rings and [C7] I'll be satis-[C7]fied

[F7] Tell me that you want the [F7] kind of things that [C] money just can't [C] buy

[G7] I don't care too [F7]/ much for money, [F7] money can't buy me [C] love [C] (scream)

Solo (don't sing):

[C] Say you don't need no [C] diamond rings and [C7] I'll be satis-[C7]fied

[F7] Tell me that you want the [F7] kind of things that [C] money just can't [C] buy

[G7] I don't care too [F7]/ much for money, [F7] money can't buy me [C] love

Chorus (sing):

Can't buy me [Em] love [Am], [Am] everybody tells me [C] so

Can't buy me [Em] love [Am], [Dm] no, no, no, [G7] no

Verse & Outro:

[C] Say you don't need no [C] diamond rings and [C7] I'll be satis-[C7]fied

[F7] Tell me that you want the [F7] kind of things that [C] money just can't [C] buy

[G] I don't care too [F7]/ much for money, [F7] money can't buy me [C] love

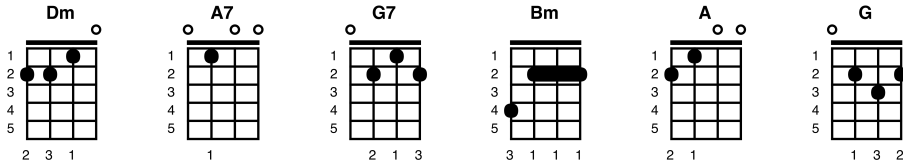
Can't buy me [Em] love [Am], [Em] love [Am]

Can't buy me [Dm] lo-[G]-ove [C]/ oh

Come Together

Beatles, ©1969

Key of Dm



Riff

A | -----8--5-5-5-

E | -1--1--5-----

Intro: [Dm]/ [Dm]/ [Dm]/ [Dm]/

Riff x4

sing x4 do do do do do do do

[Dm] . Here come old flattop he come, grooving up slowly

He got, joo-joo eyeball he one, holy roller he got

[A7] . hair down to his knee

[G7] Got to be a joker he just do what he please

Interlude: [Dm]/ ... [Dm]/ ... [Dm]/ ... [Dm]/ ...

Riff x4

[Dm] . He wear no shoeshine he got, toe-jam football

[Dm] . He got, monkey finger he shoot coca-cola, He say

[A7] . "I know you, you know me"

[G7] One thing I can tell you is you got to be free

Come [Bm]/// together [A]/ right [G]/// now [A]/ over

Interlude: [Dm]/ me ... [Dm]/ ...

Riff x4

[Dm] . He bag production he got, walrus gumboot

[Dm] . He got, Ono sideboard he one, spinal cracker He got

[A7] . feet down below his knee

[G7] Hold you in his armchair you can feel his disease

Come [Bm]/// together [A]/ right [G]/// now [A]/ over

Interlude: [Dm]/ me ... [Dm]/ ... [Dm]/ ... [Dm]/ ...

Riff x4

[Dm] . He roller-coaster he got, early warning

[Dm] . He got, muddy water he one mojo filter, He say

[A7] . "One and one and one is three"

[G7] Got to be good-looking cos he's so hard to see

Come [Bm]/// together [A]/ right [G]/// now [A]/ over

Outro: [Dm]/ me ... [Dm]/ ... [Dm]/ ... [Dm]/ ...

Riff x4

fade [Dm]/ ... [Dm]/ ... [Dm]/ ... [Dm]/ ...

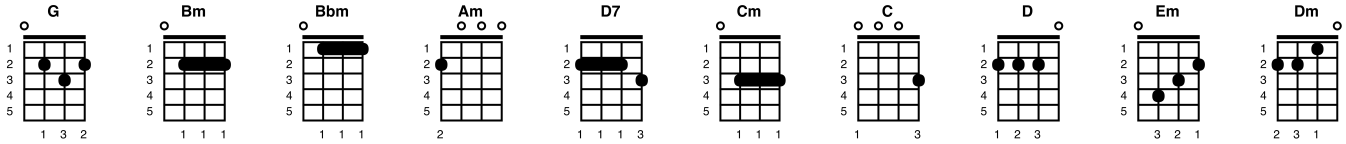
come together

come together

Do You Want To Know A Secret?

Key of G

Lennon-McCartney, ©1963



The Bm Bbm Am chords can also be played as Gm on the 5th, 4th, 3rd frets

Intro:

[G]// [Bm]/ [Bbm]/ [Am]////

[G]// Listen [Bm]/ [Bbm]/ [Am]

Do you [D7] want to know a [G] secret? [Bm]/ [Bbm]/ [Am]

Do you [D7] promise not to [G] tell? [Bm]/ [Bbm]/ whoa-oh-[Am]oh-[Cm]oh

[G]// Closer [Bm]/ [Bbm]/ [Am]

Let me [D7] whisper in your [G] ear [Bm]/ [Bbm]/ [Am]

Say the [D7] words you long to [C] hea-ea-ea-[D]ear

I'm in love with [Em] you, oo-oo-oo-[Am]oo-[D]oo

[G]// Listen [Bm]/ doo [Bbm]/ da [Am] doo

Do you [D7] want to know a [G] secret? [Bm]/ doo [Bbm]/ da [Am] doo

Do you [D7] promise not to [G] tell? [Bm]/ do [Bbm]/ whoa-oh-[Am]oh-[Cm]oh

[G]// Closer [Bm]/ doo [Bbm]/ da [Am] doo

Let me [D7] whisper in your [G] ear [Bm]/ doo [Bbm]/ da [Am] doo

Say the [D7] words you long to [C] hea-ea-ea-[D]ear

I'm in love with [Em] you, oo-oo-oo-[Am]oo-[D]oo

Bridge:

[C] I've known a [Am] secret for the [Em] week or [Dm] two

[C] Nobody [Am] knows [Em] just we [Dm] two-oo-oo-[D7]oo

[G]// Listen [Bm]/ doo [Bbm]/ da [Am] doo

Do you [D7] want to know a [G] secret? [Bm]/ doo [Bbm]/ da [Am] doo

Do you [D7] promise not to [G] tell? [Bm]/ do [Bbm]/ whoa-oh-[Am]oh-[Cm]oh

[G]// Closer [Bm]/ doo [Bbm]/ da [Am] doo

Let me [D7] whisper in your [G] ear [Bm]/ doo [Bbm]/ da [Am] doo

Say the [D7] words you long to [C] hea-ea-ea-[D]ear

I'm in love with [Em] you, oo-oo-oo-[Am]oo-[D]oo

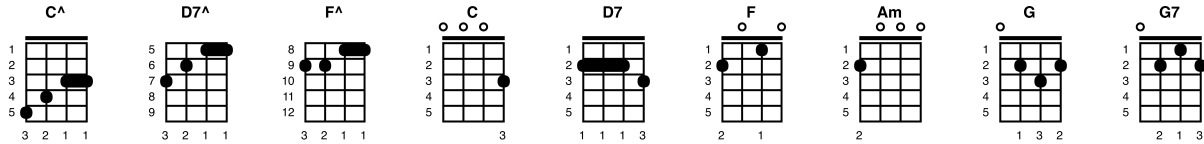
[Em] Oo, oo-oo-oo-[Am]oo-[D]oo

[Em] Oo, oo-oo-oo-[Am]oo-[D]oo [Em]/

Eight Days a Week

Beatles, ©1964

Key of C



^Second position chords provided but not mandatory!

^Slashes in Chorus also not mandatory - having trouble, play one strum of the chord

"/^ is a quick "up down"

Intro: [C^]/ /// [D7^]/ /// [F^]/ /// [C^]/ ///

[C] Ooh, I need your [D7] love babe, [F] guess you know it's [C] true

[C] Hope you need my [D7] love babe, [F] just like I need [C] you

Chorus:

[Am]/ Hold me // [F]/ Love me // [Am]/ Hold me // [D7]/ Love me //

[C] Ain't got nothing but [D7] love babe, [F] eight days a [C] week

[C] Love you every [D7] day girl, [F] always on my [C] mind

[C] One thing I can [D7] say girl, [F] love you all the [C] time

Chorus:

[Am]/ Hold me // [F]/ Love me // [Am]/ Hold me // [D7]/ Love me //

[C] Ain't got nothing but [D7] love babe, [F] eight days a [C] week

Bridge:

[G]/ Eight . /days . [G]/ a week . / . I [Am]/ looooo-[Am]/-ove you...[Am] //

[D7]/ Eight . /days . [D7]/ a week . / . is [F] not enough to [G7] show I care

[C] Ooh, I need your [D7] love babe, [F] guess you know it's [C] true

[C] Hope you need my [D7] love babe, [F] just like I need [C] you

Chorus:

[Am]/ Hold me // [F]/ Love me // [Am]/ Hold me // [D7]/ Love me //

[C] Ain't got nothing but [D7] love babe, [F] eight days a [C] week

Bridge:

[G]/ Eight . /days . [G]/ a week . / . I [Am]/ looooo-[Am]/-ove you...[Am] //

[D7]/ Eight . /days . [D7]/ a week . / . is [F] not enough to [G7] show I care

[C] Love you every [D7] day girl, [F] always on my [C] mind

[C] One thing I can [D7] say girl, [F] love you all the [C] time

Chorus:

[Am]/ Hold me // [F]/ Love me // [Am]/ Hold me // [D7]/ Love me //

[C] Ain't got nothing but [D7] love babe, [F] eight days a [C] week

[F] Eight days a [C] week, [F] eight days a [C] week

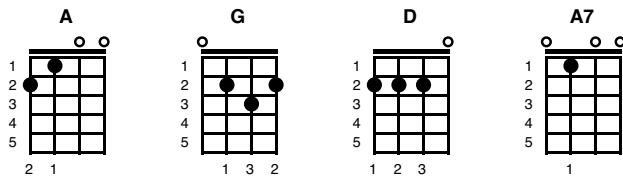
Outro: [C^]/ /// [D7^]/ /// [F^]/ /// [C^]

tremolo

Get Back

Key of A

Beatles, Paul McCartney, ©1969



Intro: start softly and build

[A] [A] [A] [A] . . [G]/ [D]/

[A] Jo-Jo was a man who [A7] thought he was a loner
[D] but he knew it couldn't [A] last
[A] Jo-Jo left his home in [A7] Tucson Arizona
[D] for some Cali-forn-ia [A] grass [G]/ [D]/ Get

Chorus:

[A] back . [A7] . Get [A] back . [A7] . Get
[D] back to where you once be-[A]longed . [G]/ [D]/ Get
[A] back . [A7] . Get [A] back . [A7] . Get
[D] back to where you once be-[A]longed, Get back Jo-Jo!

[A] [A7] [D] [A] . . [G]/ [D]/
[A] [A7] [D] [A] . . [G]/ [D]/ Get

Chorus:

[A] back . [A7] . Get [A] back . [A7] . Get
[D] back to where you once be-[A]longed . [G]/ [D]/ Get
[A] back . [A7] . Get [A] back . [A7] . Get
[D] back to where you once be-[A]longed,

[A] [A7] [D] [A] . . [G]/ [D]/
[A] [A7] [D] [A] . . [G]/ [D]/

[A] Sweet Lor-etta Mar-tin [A7] thought she was a woman
[D] but she was another [A] man
[A] All the girls around her [A7] say she's got it comin'
[D] but she gets it while she [A] can . [G]/ [D]/ Get

Chorus:

[A] back . [A7] . Get [A] back . [A7] . Get
[D] back to where you once be-[A]longed . [G]/ [D]/ Get
[A] back . [A7] . Get [A] back . [A7] . Get
[D] back to where you once be-[A]longed, Get Back Loretta

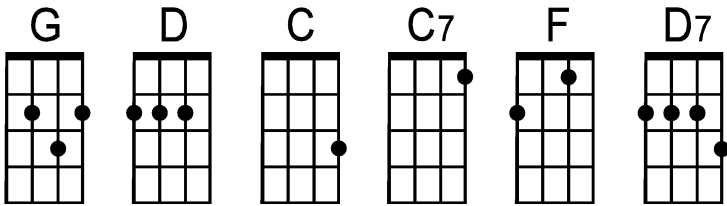
[A] [A7] [D] [A] . . [G]/ [D]/
[A] [A7] [D] [A] . . [G]/ [D]/ Get

Chorus:

[A] back . [A7] . Get [A] back . [A7] . Get
[D] back to where you once be-[A]longed . [G]/ [D]/ Get
[A] back . [A7] . Get [A] back . [A7] . Get
[D] back to where you once be-[A]longed,
[D] [D]/ Oo-oo-oo-oo

Good Day, Sunshine (key of G)

by Paul McCartney (1966)



Intro:

C . . . | |

1 2 3 | 1 2 3 4 & 5 |
 G\ . . | D\ . . ' . | G\ . . | D\ . . ' . | C\ . . | C7\ . C7\ -r-
 Good— day, sun— shine Good— day, sun— shine Good— day, sun— shine

-r- | F . D7 . | G7 . . . | C7 . . . | F . . .
 I need to laugh, and when the sun is out I've got something I can laugh a-bout
 . | F . D7 . | G7 . . . | C7 . . . | F . . .
 I feel good, in a special way I'm in love and it's a sunny day

G\ . . | D\ . . ' . | G\ . . | D\ . . ' . | C\ . . | C7\ . C7\ -r-
 Good— day, sun— shine Good— day, sun— shine Good— day, sun— shine

-r- | F . D7 . | G7 . . . | C7 . . . | F . . . |
 We take a walk, the sun is shining down, Burns my feet as they touch the grou— ound

Instrumental: Bb . G7 . | C7 . . . | F7 . . . | Bb . . . |

G\ . . | D\ . . ' . | G\ . . | D\ . . ' . | C\ . . | C7\ . C7\ -r-
 Good— day, sun— shine Good— day, sun— shine Good— day, sun— shine

-r- | F . D7 . | G7 . . . | C7 . . . | F . . .
 Then we lie, be-neath a shady tree, I love her and she's loving me
 . | F . D7 . | G7 . . . | C7 . . . | F . . . |
 She feels good, she knows she's looking fine I'm so proud to know that she is mine

G\ . . | D\ . . ' . | G\ . . | D\ . . ' . | C\ . . | C7\ . C7\ -r- |
 Good— day, sun— shine Good— day, sun— shine Good— day, sun— shine

G\ . . | D\ . . ' . | G\ . . | D\ . . ' . | C\ . . | C7\ . C\ —
 Good— day, sun— shine Good— day, sun— shine Good— day, sun— shine—

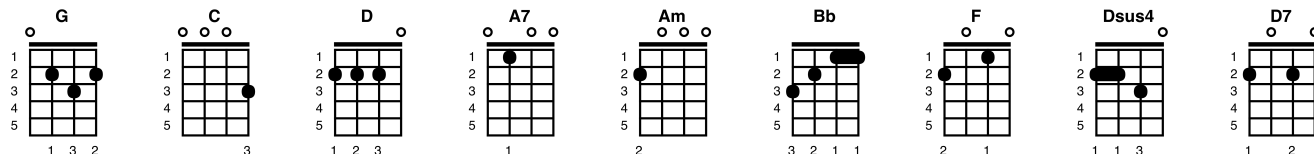
San Jose Ukulele Club

(V3b - 6/13/16)



Here Comes the Sun

Beatles, George Harrison, ©1969

Key of G




Intro:



[G] . Here comes the sun, du, du, du, du

[C] . Here comes the [A7] sun and I say

[G] . it's alright




[G] . Little darlin', it's been a [C] long cold lonely [D] winter

[G] . Little darlin', it feels like [C] years since it's been [D] clear

[G] . Here comes the sun, du, du, du, du

[C] . Here comes the [A7] sun and I say

[G] . it's alright



[G] . Little darlin', the smile's re-[C]turning to the [D] faces

[G] . Little darlin', it seems like [C] years since it's been [D] here

[G] . Here comes the sun, du, du, du, du

[C] . Here comes the **[A7]** sun and I say

[G] . it's alright

	[C]/	[G]/	[Am]/	[G]/	[D]/[D]/	[G]	[D]
A	----0-----0-----	0-----0-----	2---0-2--	-----0-			
E	0-3-----3-----3-	-----3---3-2-0---	--3-----	2-0-2-3-----			
C	-----2-----0---	--2-----2-	-----	-----			
G	-----	-----	-----	-----			

[Bb]/ Sun **[F]/** sun **[C]///** sun, here it **[G]** comes . . . **[D]**

[Bb]/ Sun **[F]/** sun **[C]///** sun, here it **[G]** comes . . . **[D]**

[Bb]/ Sun **[F]/** sun **[C]///** sun, here it **[G]** comes . . . **[D]**

[Bb]/ Sun **[F]/** sun **[C]///** sun, here it **[G]** comes . . . **[D]**

[D] **[Dsus4]** **[D]** **[D7]**

[G] . Little darlin', I feel that **[C]** ice is slowly **[D]** meltin'

[G] . Little darlin', it seems like **[C]** years since it's been **[D]** clear

[G] . Here comes the sun, du, du, du, du

[C] . Here comes the **[A7]** sun and I say

[G] . it's alright

	[C]/	[G]/	[Am]/	[G]/	[D]/[D]/
A	----0-----0-----	0-----0-----			
E	0-3-----3-----3-	-----3---3-2-0---			
C	-----2-----0---	--2-----2-			
G	-----	-----			

[G] . Here comes the sun, du, du, du, du

[C] . Here comes the **[A7]** sun and I say

[G] . it's alright

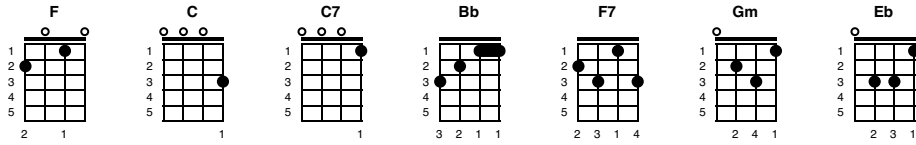
	[C]/	[G]/	[Am]/	[G]/	[D]/[D]/
A	----0-----0-----	0-----0-----			
E	0-3-----3-----3-	-----3---3-2-0---			
C	-----2-----0---	--2-----2-			
G	-----	-----			

Outro: **[Bb]/** **[F]/** **[C]/** (pluck E string) (pluck G string) **[G]/** (let ring)

Hey Jude

The Beatles, 1970

Note: First note is a "C"



Hey [F] Jude, don't make it [C] bad - take a [C7] sad song and make it [F] better
Re-[Bb]member to let her in-to your [F] heart, then you can [C] start to make it [F] better

Hey [F] Jude, don't be a-[C]fraid - you were [C7] made to go out and [F] get her
The [Bb] minute you let her under your [F] skin, then you be-[C]gin to make it [F] better

[F7] And any time you feel the [Bb] pain, hey [F] Jude, re-[Gm]frain,
Don't [F] carry the [C7] world u-pon your [F] shoulders
[F7] Well you know that it's a [Bb] fool who [F] plays it [Gm] cool
By [F] making his [C7] world a little [F] colder
Da da da [F7] Da da [C7] Da da da [C7]/ da

A---7---8---10---10---
E-----
C---7---8---10---10---
G-----

Hey [F] Jude, don't let me [C] down - you have [C7] found her, now go and [F] get her
Re-[Bb]member to let her into your [F] heart, then you can [C] start to make it [F] better

[F7] So let it out and let it in, [Bb] hey [F] Jude be-[Gm]gin
You're [F] waiting for [C7] some-one to per-[F]form with
[F7] And don't you know that it's just [Bb] you, hey [F] Jude, you'll [Gm] do
The [F] movement you need [C7] is on your [F] shoulder
Da da da [F7] Da da [C7] Da da da [C7]/ da

A---7---8---10---10---
E-----
C---7---8---10---10---
G-----

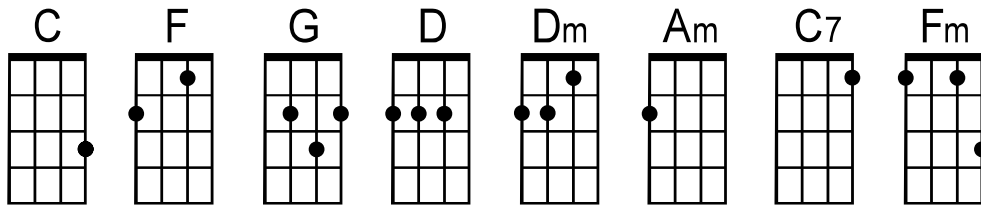
Hey [F] Jude, don't make it [C] bad - take a [C7] sad song and make it [F] be-[F7]tter
Re-[Bb]member to let her in-to your [F] heart, then you can [C] start to make it
[F] better, better, better, better, BETTER, BETTER, AHHHH!!

Outro - repeat 3 x end on [F]/:

[F] Na na na [Eb] na-na-na naaaa, [Bb] na-na na naaaa, hey [F] Jude

I'll Follow the Sun

by Paul McCartney (1964)



Intro: C . G . | F . C . |

(sing d)

G . . . | F . . . | C . . . | D . . .
 One— day—, you'll— look—, to see I've gone—
 . | C . . Am . | D . G . | C . . . | F . C . |
 For to-morrow may rain so, I'll fol— low the sun—
 G . . . | F . . . | C . . . | D . . .
 Some— day—, you'll— know—, I was the one—
 . | C . . Am . | D . G . | C . . . | C7
 But to-morrow may rain so, I'll fol— low the sun—

Bridge: . . . | Dm . . . | Fm . . . | C . . . | C7
 And now the time has come—, and so my love, I must go—
 . . . | Dm . . . | Fm . . . | C . . . | Dm . . . |
 And though I lose a friend—, in the end you will know—, Oh— oh-oh

G . . . | F . . . | C . . . | D . . .
 One— day—, you'll— find—, that I have gone—
 . | C . . Am . | D . G . | C . . . | F . C . |
 For to-morrow may rain so, I'll fol— low the sun—

Instrumental: G . . . | F . . . | C . . . | D . . .
 A-----0-----3-2-5-----
 E-----3-----3-----
 C-2-----3-----
 G-----

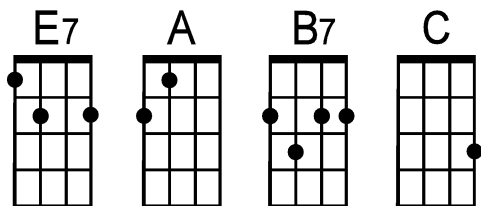
. | C . . Am . | D . G . | C . . . | C7
 Yes to-morrow may rain so, I'll fol— low the sun—

Bridge: . . . | Dm . . . | Fm . . . | C . . . | C7
 And now the time has come—, and so my love, I must go—
 . . . | Dm . . . | Fm . . . | C . . . | Dm . . . |
 And though I lose a friend—, in the end you will know—, Oh— oh-oh

G . . . | F . . . | C . . . | D . . .
 One— day—, you'll— find—, that I have gone—
 . | C . . Am . | D . G . | C . . . | F . C \
 For to-morrow may rain so, I'll fol— low the sun—

I Saw Her Standing There

by Paul McCartney and John Lennon



Intro: one, two, three, four! E7 . . . | | | .

(sing b)

. . . . | E7 | | A | E7 . . .
Well she was— just se-ven—tee-eeen you know what I mea-ean—

. . . . | | | B7 | |
and the way she looked was way be-yond com-par-are—

E7 | | A | C . . .
How— could I— dance— with an—oth-er— Oh—

. . . . | E7 | B7 | E7 |
When I saw— her— sta—anding there?

. . . . | E7 | | A | E7 . . .
Well, she— looked at— me-e and I— I could see-ee

. . . . | | | B7 | |
that be-fore too long I'd fall in love with her—er—

E7 | | A | C . . .
She— wouldn't dance— with an—oth-er— Oh—

. . . . | E7 | B7 | E7 |
and I saw— her— sta—anding there

. . . . | A | | | |
Bridge: Well, my heart— went— boom, when I crossed that— room—

. . . . | A | | B7 | A |
and I held— her— hand— in— mi-i—ine—

. . . . | E7 | | A | E7 . . .
Whoa, we danced through the— ni—ight and we held each oth-er ti—ight

. . . . | | | B7 | |
and be-fore too long I fell in love with her—er—

. . . . | E7 | | A | C . . .
Now, I'll— nev-er dance— with an—oth-er— Oh—

. . . . | E7 | B7 | E7 | |
When I saw— her— sta—anding there

Instrumental: E7 . . . | | A . . . | E7 . . . |

E7 . . . | | B7 . . . | |

E7 . . . | | A . . . | C . . . | E7 . . . | B7 . . . | E7 . . . | . . .

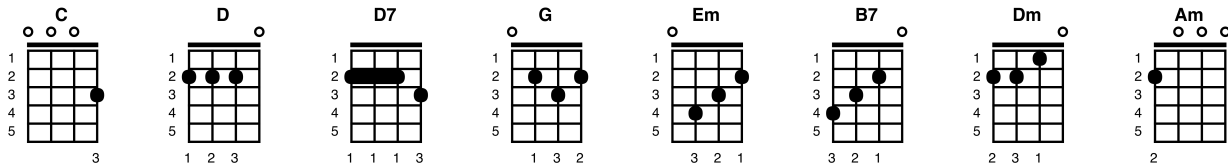
Bridge: Well, my heart— went— boom, when I crossed that— room—
and I held— her— hand— in— mi-i—ine—

Whoa, we danced through the— ni—ight and we held each oth-er ti—ight
and be-fore too long I fell in love with her—er—
Now, I'll— nev-er dance— with an—oth-er— Oh—
Since I saw— her— sta—anding there
Whoa, since I— saw— her— sta—anding there
Yeah, well since I— saw— her— sta—anding there— **E7**

I Want to Hold Your Hand

Beatles, Paul McCartney, John Lennon, ©1963

Key of G



Play the last line of the Bridge like the Intro.

Intro: [C] d u d [D] u [C] d u d [D] u [C] d u d [D] u [D7] . . Oh yeah

[G] I-I'll . tell you [D] somethin' . . (C 2 1 2 3 4) [Em] . I think you'll under-[B7]stand . . When

[G] I-I . say that [D] somethin' . . (C 2 1 2 3 4) [Em] . I want to hold your [B7] hand . . .

[C] . I want to [D7] hold your [G] ha-a-[Em]nnndd

[C] . I want to [D7] hold your [G] hand . . Oh

[G] please . say to [D] me . . (C 2 1 2 3 4) [Em] . you'll let me be your [B7] man . . And

[G] please . say to [D] me . . (C 2 1 2 3 4) [Em] . you'll let me hold your [B7] hand . . .

[C] . Oh let me [D7] hold your [G] ha-a-[Em]nnndd

[C] . I want [D7] hold your [G] hand . . .

Bridge:

[Dm] . And when I [G] touch you I feel [C] happy . in-[Am]side . . .

[Dm] . It's such a [G] feeling that my [C] love . .

[C] I can't [D] hide . [C] I can't [D] hide . [C] I can't [D] hide . [D7] . . . Yeah

[G] yooou . got that [D] somethin' . . (C 2 1 2 3 4) [Em] . I think you'll under-[B7]stand . . When

[G] I . . say that [D] somethin' . . (C 2 1 2 3 4) [Em] . I want hold your [B7] hand . . .

[C] . I want to [D7] hold your [G] ha-a-[Em]nnndd

[C] . I want to [D7] hold your [G] hand . . .

Bridge:

[Dm] . And when I [G] touch you I feel [C] happy . in-[Am]side . . .

[Dm] . It's such a [G] feeling that my [C] love . .

[C] I can't [D] hide . [C] I can't [D] hide . [C] I can't [D] hide . [D7] . . . Yeah

[G] yooou . got that [D] somethin' . . (C 2 1 2 3 4) [Em] . I think you'll under-[B7]stand . . When

[G] I-I . feel that [D] somethin' . . (C 2 1 2 3 4) [Em] . I want hold your [B7] hand . . .

Outro:

[C] . I want to [D] hold your [G] ha-a-[Em]nnndd .

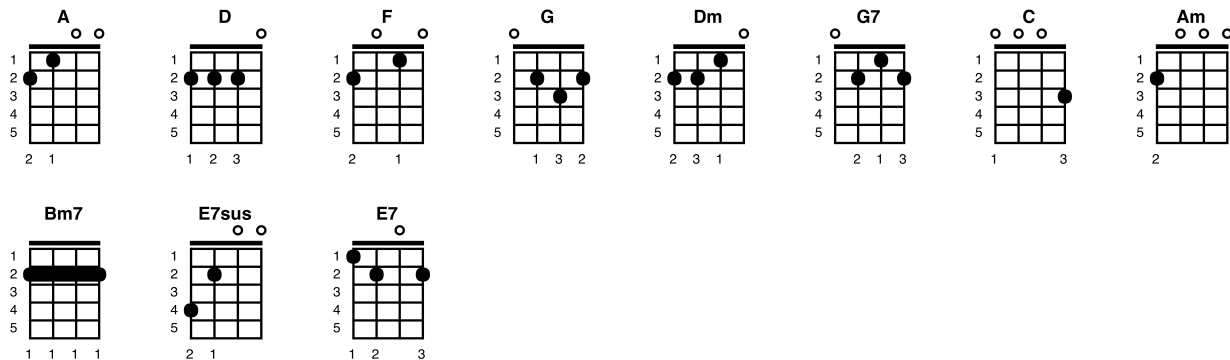
[C] . I want to [D] hold your [B7] hand

[C] . I want to [D] hold your [C] ha a a a a a a [G]/and

Lady Madonna

Beatles, Paul McCartney, ©1968

Key of A



Intro: [A]// [D]// [A]// [D]// [A]// [D]// [F]/ [G]/ [A]//

[A] Lady Ma-[D]onna [A] children at your [D] feet
 [A] wonder how you [D] manage to [F]/ make [G]/ ends [A]// me-et
 [A] Who finds the [D] money [A] when you pay the [D]// rent
 [A] Did you think that [D] money was [F]/ hea-[G]/ven [A]// se-nt?

[Dm] Friday night arrives without a [G7] suit-case . .
 [C] Sunday morning creeping like a [Am] nun . . .
 [Dm] Monday's child has learned to tie his [G7] boot-lace . .
 [C]/ See . [Bm7]// how they [E7sus]/ru- . [E7]/un .

[A] Lady Ma-[D]onna [A] baby at your [D] breast
 [A] Wonders how you [D] manage to [F]/ feed [G]/ the [A]// re-est

Kazoo: [A]// [D]// [A]// [D]// [A]// [D]// [F]/ [G]/ [A]//

[Dm] papa paa paa papa [G7] papa paaaaaaa
 [C] papa paa paa papa [Am] paa paa papa paa
 [Dm] papa paa paa papa [G7] papa paaaaaaa
 [C]/ See . [Bm7]// how they [E7sus]/ ru- . [E7]/ un .

[A] Lady Ma-[D]onna [A] lying on the [D] bed
 [A] listen to the [D] music playing [F]/ in [G]/ your [A]// head

Kazoo: [A]// [D]// [A]// [D]// [A]// [D]// [F]/ [G]/ [A]//

[Dm] Tuesday after-noon is never [G7] end-ing . .
 [C] Wednesday morning papers didn't [Am] come . . .
 [Dm] Thursday night your stockings needed [G7] mend-ing . .
 [C]/ See . [Bm7]// how they [E7sus]/ ru- . [E7]/ un .
 [A] Lady Ma-[D]onna [A] children at your [D] feet
 [A] wonder how you [D] manage to [F]/ make [G]/ ends [A]// me-eeeet

Outro:

[A] Lady Ma-[D]onna [A] children at your [D] feet

[A] wonder how you [D] manage to [F]/ make [G]/ ends [A]// me-eeeet [A]/

Let it Be

Key of C

Lennon-McCartney © 1970

Intro (strum D-Du): [C] [G] [Am] [F] | [C] [G] [F]/ - [C]/ [Dm]/ | [C]

Verse 1 & Chorus:

When I [C] find myself in [G] times of trouble, [Am] Mother Mary [F] comes to me
[C] Speaking words of [G] wisdom, let it [F]/ be - [C]/ [Dm]/ [C]
And [C] in my hour of [G] darkness, she is [Am] standing right in [F] front of me
[C] Speaking words of [G] wisdom, let it [F]/ be - [C]/ [Dm]/ [C]

Let it [Am] be, let it [G] be, let it [F] be, let it [C] be
[C] Whisper words of [G] wisdom, let it [F]/ be - [C]/ [Dm]/ [C]

Verse 2 & Chorus (strum D-dudu):

And [C] when the broken-[G]hearted people, [Am] living in the [F] world agree
[C] There will be an [G] answer, let it [F]/ be - [C]/ [Dm]/ [C]
But [C] though they may be [G] parted, there is [Am] still a chance that [F] they will see
[C] There will be an [G] answer, let it [F]/ be - [C]/ [Dm]/ [C]

Let it [Am] be, let it [G] be, let it [F] be, let it [C] be
[C] There will be an [G] answer, let it [F]/ be - [C]/ [Dm]/ [C]
Let it [Am] be, let it [G] be, let it [F] be, let it [C] be
[C] Whisper words of [G] wisdom, let it [F]/ be - [C]/ [Dm]/ [C]

Break:

[F]/ - [C]/ [Dm]/ [C]/ - [Bb]/ [F]/ | [G]/ - [F]/ | [C]
A | -0----- | ----- | ----- | ----
E | -----3---1--- | -0----- | ----- | ----
C | ----- | -----2---0--- | ----- | ----
G | ----- | ----- | --4-----2--- | --0-

[F]/ - [C]/ [Dm]/ [C]/ - [Bb]/ [F]/ | [G]/ - [F]/ | [C]
A | -12-----10---8--- | -7-----5-----3--- | --2-----0--- | --3-
E | -13-----12---10-- | -8-----6-----5--- | --3-----1--- | --0-

Verse 3 & Chorus (Strum D-D-dudu):

And [C] when the night is [G] cloudy, there is [Am] still a light that [F] shines on me
[C] Shine on till to-[G]morrow, let it [F]/ be - [C]/ [Dm]/ [C]
I [C] wake up to the [G] sound of music, [Am] Mother Mary [F] comes to me
[C] Speaking words of [G] wisdom, let it [F]/ be - [C]/ [Dm]/ [C]

Let it [Am] be, let it [G] be, let it [F] be, let it [C] be
[C] There will be an [G] answer, let it [F]/ be - [C]/ [Dm]/ [C]
Let it [Am] be, let it [G] be, let it [F] be, let it [C] be
[C] Whisper words of [G] wisdom, let it [F]/ be - [C]/ [Dm]/ [C]

[F]/ - [C]/ [Dm]/ [C]/ - [Bb]/ [F]/ | [G]/ - [F]/ | [C]
A | -0----- | ----- | ----- | ----
E | -----3---1--- | -0----- | ----- | ----
C | ----- | -----2---0--- | ----- | ----
G | ----- | ----- | --4-----2--- | --5-

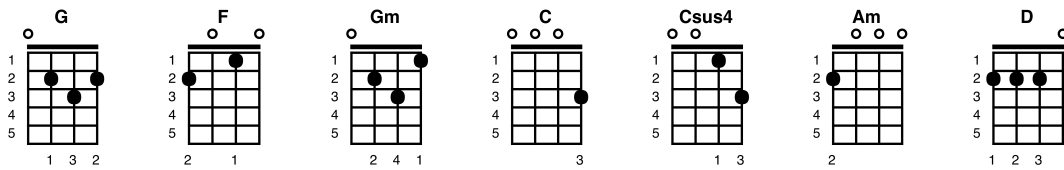
Norwegian Wood

Beatles, ©1965

Timing: 3/4

Strum Pattern: D DU DU

Key of G



Intro: (2x)

	[G]	[G]	[G]	[G]	[G]	[F] (riff)	[G]	[G]
A	-5-----	-7--5--3--	-2-----	-0--3--2--	-----	-----3-----	-----	-----
E	-----	-----	-----	-----	-3-----	-1-----0--	-----	-----
C	-----	-----	-----	-----	-----	-----	-2-----	-----
G	-----	-----	-----	-----	-----	-----	-----	-----

[G] I . . once had a girl . . or should I say . . [F] she once had [G] me, (riff) [G]

[G] She . . showed me her room . . isn't it good . . [F] Norwegian [G] wood . .

Bridge:

[G] . . She [Gm] asked me to stay, And she told me to sit any-[C] where . . [C] [Csus4] [C] . . So

[Gm] I looked around and I noticed there wasn't a [Am] chair . . [Am] [D] [D]

[G] I . . sat on a rug . . biding my time . . [F] drinking her [G] wine, (riff) [G]

[G] We . . talked until two . . and then she said . . [F] it's time for [G] bed . . [G]

(Repeat Intro tabs x2)

Bridge:

She [Gm] told me she worked in the morning, And started to [C] laugh . . [C] [Csus4] [C] . . I

[Gm] told her I didn't and crawled off to sleep in the [Am] bath . . [Am] [D] [D]

[G] And . . when I awoke . . I was alone . . [F] this bird had [G] flown . . (riff) [G]

[G] So . . I lit a fire . . isn't it good . . [F] Norwegian [G] wood . . [G]

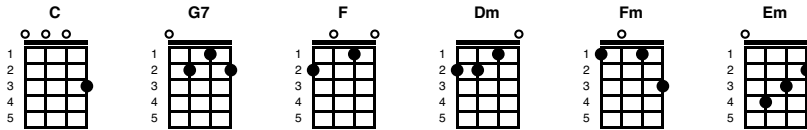
Outro:

	[G]	[G]	[G]	[G]	[G]	[F]	[G]/
A	-5-----	-7--5--3--	-2-----	-0--3--2--	-----	-----3-----	---
E	-----	-----	-----	-----	-3-----	-1-----0--	---
C	-----	-----	-----	-----	-----	-----	-2--
G	-----	-----	-----	-----	-----	-----	---

Nowhere Man

Lennon-McCartney, ©1965 (The Beatles)

Key of C



Intro: [C] [C]

[C]/ He's a real [G7]/ nowhere man
[F]/ Sitting in his [C]/ nowhere land
[Dm] Making all his [Fm] nowhere plans for [C] nobody [C]

[C] Doesn't have a [G7] point of view
[F] Knows not where he's [C] going to
[Dm] Isn't he a [Fm] bit like you and [C] me [C]

Nowhere [Em] man, please [F] listen
You don't [Em] know what you're [F] missing
Nowhere [Em] man, the [Dm] wo-o-o-orld is [Dm] at your command [G7]

Instrumental:

[C] Doesn't have a [G7] point of view
[F] Knows not where he's [C] going to
[Dm] Isn't he a [Fm] bit like you and [C] me [C]

[C] He's as blind as [G7] he can be
[F] Just sees what he [C] wants to see
[Dm] Nowhere man can [Fm] you see me at [C] all [C]/

Nowhere [Em] man, don't [F] worry
Take your [Em] time, don't [F] hurry
Leave it [Em] all, 'til [Dm] somebody else, [Dm] lends you a hand [G7]

[C] Doesn't have a [G7] point of view
[F] Knows not where he's [C] going to
[Dm] Isn't he a [Fm] bit like you and [C] me [C]

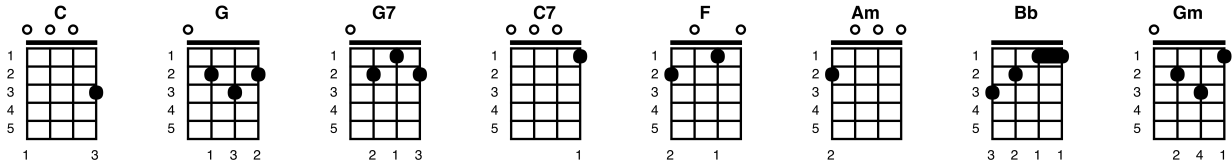
Nowhere [Em] man, please [F] listen
You don't [Em] know what you're [F] missing
Nowhere [Em] man, the [Dm] wo-o-o-orld is [Dm] at your command [G7]

[C]/ He's a real [G7]/ nowhere man
[F]/ Sitting in his [C]/ nowhere land
[Dm] Making all his [Fm] nowhere plans for [C] nobody [C]
[Dm] Making all his [Fm] nowhere plans for [C] nobody [C]
[Dm] Making all his [Fm] nowhere plans for [C] nobody [C]/

Ob La Di Ob La Da

Beatles, Lennon-McCartney, ©1968

Key of C



Intro: [C] [C] [C] [C]

Verse 1:

[C] Desmond has a barrow in the [G] market place
[G7] Molly is the singer in a [C] band . . .
[C7] Desmond says to Molly "girl I [F] like your face," And Molly
[C]// says this as she [G7]// takes him by the [C] hand . .

Chorus:

Ob-la-[C]di ob-la-da life goes [G]// on [Am]// bra
[F]// La-la how the [G7]// life goes [C] on . .
Ob-la-[C]di ob-la-da life goes [G]// on [Am]// bra
[F]// La-la how the [G]// life goes [C] on . . .

Verse 2:

[C] Desmond takes a trolley to the [G] jewelers store
[G7] Buys a twenty carat golden [C] ring . . .
[C7] Takes it back to Molly waiting [F] at the door, And as he
[C]// gives it to her she [G7]// begins to [C] sing . . .

Chorus:

Ob-la-[C]di ob-la-da life goes [G]// on [Am]// bra
[F]// La-la how the [G7]// life goes [C] on . .
Ob-la-[C]di ob-la-da life goes [G]// on [Am]// bra
[F]// La-la how the [G]// life goes [C] on . .

Bridge:

[F] . In a couple of years they have [F] built a home sweet [C] home [Bb] [Am] [Gm]
[F] . With a couple of kids running [F] in the yard of [C] Desmond and Molly [G7] Jones (ha ha ha ha)

Verse 3:

[C] Happy ever after in the [G] market place
[G7] Desmond lets the children lend a [C] hand . . .
[C7] Molly stays at home and does her [F] pretty face, And in the
[C]// evening she still [G7]// sings it with the [C] band . .

Chorus:

Ob-la-[C]di ob-la-da life goes [G]// on [Am]// bra
[F]// La-la how the [G7]// life goes [C] on
Ob-la-[C]di ob-la-da life goes [G]// on [Am]// bra
[F]// La-la how the [G]// life goes [C] on . . .

Bridge:

[F] . In a couple of years they have [F] built a home sweet [C] home [Bb] [Am] [Gm]
[F] . With a couple of kids running [F] in the yard of [C] Desmond and Molly [G7] Jones (ha ha ha ha)

Verse 4:

[C] Happy ever after in the [G] market place
[G7] Molly lets the children lend a [C] hand . . .
[C7] Desmond stays at home and does his [F] pretty face, And in the
[C]// evening she still [G7]// sings it with the [C] band . .

Chorus:

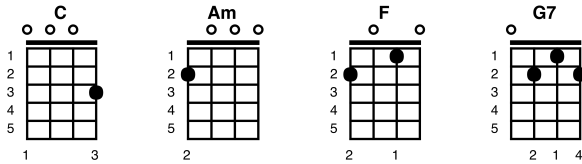
Ob-la-[C]di ob-la-da life goes [G]// on [Am]// bra
[F]// La-la how the [G7]// life goes [C] on
Ob-la-[C]di ob-la-da life goes [G]// on [Am]// bra
[F]// La-la how the [G]// life goes [C] on . .

nc And if you want some fun!
Take [G7]// ob-la-di ob-la-[C]/da!

Octopus's Garden

Beatles, ©1969

Key of C



Every chord is 8 beats, except at the end of the chorus where there is a ^ gets 4 beats

Intro: [C] [Am] [F] [G7]

Verse 1:

[C] I'd like to be [Am] under the sea, In an
[F] octopus's garden in the [G7] shade
[C] He'd let us in, [Am] knows where we've been, In his
[F] octopus's garden in the [G7] shade

Chorus:

[Am] I'd ask my friends, to come and see
[F] An octopus's [G7] garden with me
[C] I'd like to be [Am] under the sea, In an
[F]^ octopus's [G7]^ garden in the [C] shade

Verse 2:

[C] We would be warm [Am] below the storm, In our
[F] little hideaway beneath the [G7] waves
[C] Resting our head [Am] on the sea bed, In an
[F] octopus's garden near a [G7] cave

Chorus:

[Am] We would sing and dance around
[F] Because we know we [G7] can't be found
[C] I'd like to be [Am] under the sea, In an
[F]^ octopus's [G7]^ garden in the [C] shade

Verse 3:

[C] We would shout [Am] and swim about, The
[F] coral that lies beneath the [G7] waves (Lies beneath the ocean waves)
[C] Oh what joy for [Am] every girl and boy
[F] Knowing they're happy and they're [G7] safe (Happy and they're safe)

Chorus:

[Am] We would be so happy you and me

[F] No one there to tell us what to [G7] do

[C] I'd like to be [Am] under the sea

In an [F]^ octopus's [G7]^ garden with [Am] you

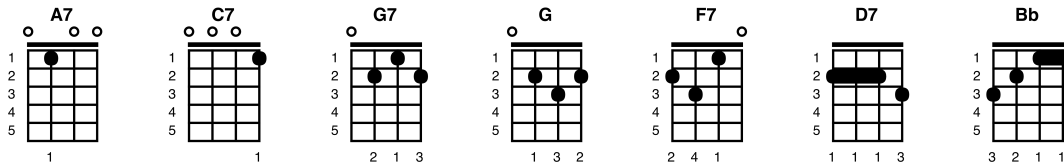
In an [F]^ octopus's [G7]^ garden with [Am] you

In an [F]^ octopus's [G7]^ garden with [C] you [C]/ [G7]/ [C]/

Sergeant Peppers Lonely Hearts

Beatles, ©1967

Key of A



Intro: [A7] [A7] [C7] [G7] . . It was

[G] twenty years ago to-[A7]day, Sergeant [C7] Pepper got the band to [G7] play
They've been [G] going in and out of [A7] style,
But they're [C7] guaranteed to raise a [G7] smile, So
[A7] may I introduce to you, the [C7] act you've known for all these years
[G7] Sergeant Pepper's [C7] Lonely Heart's Club [G7] B-a-n-d

Instrumental: Kazoos

[C7] [F7] [C7] [D7] [D7] . . /

Chorus:

We're [G] Sergeant Pepper's [Bb] Lone-ly [C7] Heart's Club [G] Band
We [C7] hope you will enjoy the [G7] show . . .
[G] Sergeant Pepper's [Bb] Lone-ly [C7] Heart's Club [G] Band
Sit [A7] back and let the evening [D7]/ go (A0 E2 E0 C2)

[C7] Sergeant Pepper's Lonely [G7] Sergeant Pepper's Lonely
[A7] Sergeant Pepper's Lonely [C7] Heart's Club [G] Band .

It's [C7] wonderful to be here It's [F7] certainly a thrill
You're [C7] such a lovely audience,
we'd [D7] like to take you home with us
We'd love to take you home [D7]/

We don't [G7] really wanna stop the [A7] show, But we [C7] thought you might like to [G7] know
That the [G7] ukes are gonna sing a [A7] song
And we [C7] want you all to sing a-[G7]long, So
[A7] may we introduce to you, the [C7] act you've known for all these years
[G7] Segeant Pepper's [C7] Lonely Heart's Club [G7] Band [C7]

Chorus:

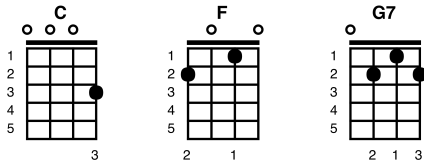
We're [G] Sergeant Pepper's [Bb] Lonely [C7] Heart's Club [G] Band
We [C7] hope you will enjoy the [G7] show
[G] Sergeant Pepper's [Bb] Lonely [C7] Heart's Club [G] Band
Sit [A7] back and let the evening go [D7]

[C7] Sergeant Pepper's Lonely [G7] Sergeant Pepper's Lonely
[A7] Sergeant Pepper's Lonely [C7]/ Heart's [C7]/ Club [G7]/ Band

Twist and Shout

Key of C

Phil Medley and Bert Berns, as recorded by the Beatles, ©1964



Intro: [C] [F] [G7] [G7]

Chorus:

Well, shake it up, [C] baby, now

([F] *Shake it up*, [G7] *baby*)

Twist and [C] shout

([F] *Twist and* [G7] *shout*)

C'mon c'mon, cmon, c'mon [C] baby, now

([F] *Come on* [G7] *baby*)

Come on and work it on [C] out

([F] *Work it on* [G7] *out*)

Verse 1:

Well work it on [C] out, honey

([F] *Work it on* [G7] *out*)

You know you look so [C] good

([F] *Look so* [G7] *good*)

You know you got me [C] goin', now

([F] *Got me* [G7] *goin'*)

Just like I knew you [C] would

(*Like I* [F] *knew you* [G7] *would*) *woo!*

Chorus:

Well, shake it up, [C] baby, now

[F] (*Shake it up*, [G7] *baby*)

Twist and [C] shout

([F] *Twist and* [G7] *shout*)

C'mon c'mon, cmon, c'mon [C] baby, now

([F] *Come on* [G7] *baby*)

Come on and work it on [C] out

([F] *Work it on* [G7] *out*) *woo!*

Verse 2:

Well you twist you little [C] girl

([F] *Twist, little [G7] girl*)

You know you twist so [C] fine

([F] *Twist so [G7] fine*)

Come on and twist a little [C] closer, now

([F] *Twist a little [G7] closer*)

And let me know that you're [C] mine

([F] *know you're [G7] mine*) woo!

Interlude:[C] [F] [G7] [G7] x4

A-----0-----
E-----1-----3-----1---0---
C-----0---0-----2-----
G-----

[G7] x6

“Ah”..... “Ah”..... “Ah”..... “Ah”..... “Ah”..... “Ah”..... woo!

Chorus:

Well, shake it up, [C] baby, now

([F] *Shake it up, [G7] baby*)

Twist and [C] shout

([F] *Twist and [G7] shout*)

C'mon c'mon, cmon, c'mon [C] baby, now

([F] *Come on [G7] baby*)

Come on and work it on [C] out

([F] *Work it on [G7] out*) woo!

Verse 2:

Well you twist you little [C] girl

([F] *Twist, little [G7] girl*)

You know you twist so [C] fine

([F] *Twist so [G7] fine*)

Come on and twist a little [C] closer, now

([F] *Twist a little [G7] closer*)

And let me know that you're [C] mine

([F] *know you're [G7] mine*) woo!

Outro:

Well shake it shake it shake it [C] baby now

([F] *shake it up, [G7] baby*)

Well shake it shake it shake it [C] baby now

([F] *shake it up, [G7] baby*)

Well shake it shake it shake it [C] baby now

([F] *shake it up, [G7] baby*)

[G7] [G7] [G7]

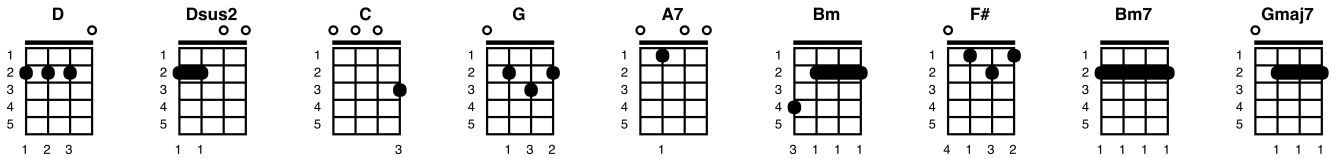
“Ah”..... “Ah”..... “Ah”.....

[G7]///// [C]/ [C] /

We Can Work It Out

Paul McCartney and John Lennon, ©1965

Key of D



Intro: [D] [D]

[D] . Try to see it [Dsus2]/ my [D] way, do I have to
[Dsus2]/ keep on talking [C] till I can't go [D] on? .
[D] . While you see it [Dsus2]/ your [D] way, run the risk of
[Dsus2]/ knowing that our love may soon be [D] go-ne
[G] We can work it [D] out . [G] We can work it [A7] ou-out

[D] . Think of what you're [Dsus2]/ say-[D]ing. You can get it
[Dsus2] wrong and still you [C] think that it's all [D] right .
[D] . Think of what I'm [Dsus2]/ say-[D]ing. We can work it
[Dsus2] out and get it [C] straight or say good [D] ni-i-ight
[G] We can work it [D] out . [G] We can work it [A7] ou-out

Bridge:

[Bm] Life is ver-y [Bm] short and there's no [G] ti-i-i-i-[F#]ime, for fussing and
[Bm]/fight-/ing, /my [Bm7]/friend // [GM7] / / / [F#] / / /
[Bm] I have always [Bm] thought that it's a [G] cri-i-i-i-[F#]ime, so I will
[Bm]/a-/ask /you [Bm7]/once / /a-[GM7]/gain // [F#] / / /

[D] . Try to see it [Dsus2]/ my [D] way, Only time will
[Dsus2] tell if I am [C] right or I am [D] wro-ong
. While you see it [Dsus2]/your [D] way, there's a chance that
[Dsus2] we might fall a-[C]part before too [D] lo-ong
[G] We can work it [D] out . [G] We can work it [A7] ou-out

Bridge:

[Bm] Life is ver-y [Bm] short and there's no [G] ti-i-i-i-[F#]ime, for fussing and
[Bm]/fight-/ing, /my [Bm7]/friend // [GM7] / / / [F#] / / /
[Bm] I have always [Bm] thought that it's a [G] cri-i-i-i-[F#]ime, so I will
[Bm]/a-/ask /you [Bm7]/once / /a-[GM7]/gain // [F#] / / /

Bridge: *(continued)*

[D] . Try to see it [Dsus2]/ my [D] way, Only time will
[Dsus2] tell if I am [C] right or I am [D] wro-ong .
[D] . While you see it
[Dsus2]/your [D] way, there's a chance that
[Dsus2] we might fall a-[C]part before too [D] lo-ong
[G] We can work it [D] out . [G] We can work it [A7] ou-out

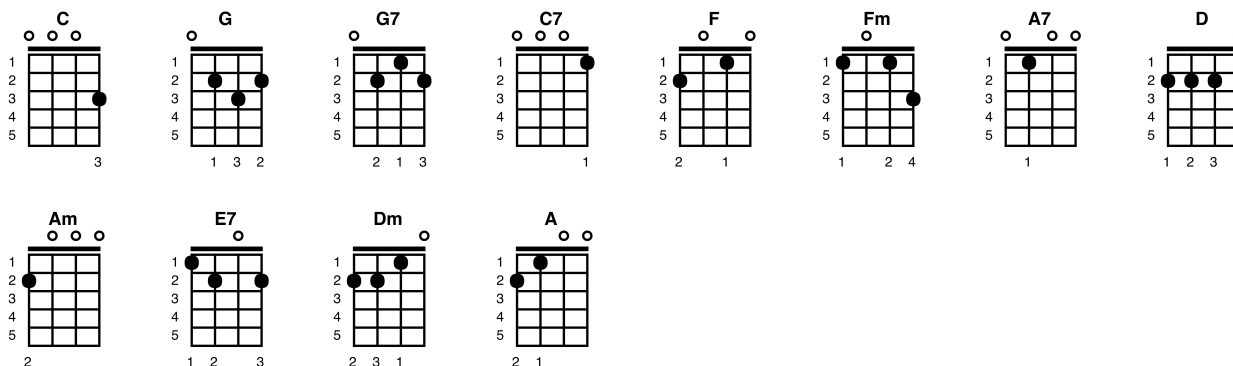
Outro:

[D] /// [Dsus2] /// [D] /

When I'm Sixty Four

Beatles, ©1967

Key of C



Intro:

[C] [C] [C] [C] [C] [C] [C] [C]
 A |-----0---3---7-7-5-0-3--3--3--3
 E | -0---0-3-0---3---3-----0--0--0--0
 C | ---3-----0--0--0--0
 G |-----0--0--0--0

Verse 1:

[C] When I get older losing my hair, many years from [G] now (E3 A020 E3)
 [G7] Will you still be sending me a valentine [G7]/ Birthday greetings, [C] bottle of wine?
 [C] If I'd been out till quarter to three [C7] Would you lock the [F] door? . . .
 [F]/ Will you still [Fm]/ need me, [C]/ will you still [A7]/ feed me
 [D]/ When I'm [G7]/ sixty-[C]/ four? [G7]/ [C]/

Bridge:

[Am] ooh . . . [Am] [G] [Am]
 [Am] You'll be older [E7] too . . . [E7] [Am]
 [Am] And . if you [Dm] say . . the [Dm] word . . .
 [F]/ I . [F]/ could . [G]/ stay . [G]/ with . [C] you . . . [G]// . . [G]/ . . (C7 E7 10 A8)

Verse 2:

[C] I could be handy, mending a fuse, when your lights have [G] gone (E3 A020 E3)
 [G7] You can knit a sweater by the fireside [G7]/ Sunday mornings [C] go for a ride
 [C] Doing the garden, digging the weeds [C7] Who could ask for [F] more?
 [F]/ Will you still [Fm]/ need me, [C]/ will you still [A]/ feed me
 [D]/ When I'm [G7]/ sixty-[C]/ four? [G7]/ [C]/

Bridge:

[Am] Every summer we can rent a cottage in the Isle of [G] Wight, If it's not too [Am] dear . . .
 [Am] We . shall . scrimp . and . [E7] save . . . [E7] [Am]
 [Am] Gra-nd-child-ren [Dm] on . . your [Dm] knee . . .
 [F]/// Vera . [G7]/ Chuck . [G7]/ and . [C] Dave . . . [G]// . . [G]/ . .

Verse 3:

[C] Send me a postcard, drop me a line, stating point of [G] view (E3 A020 E3)
[G7] Indicate precisely what you mean to say . [G7] Yours sincerely, [C] wasting away
[C] Give me your answer, fill in a form [C7] . Mine for ever-[F]more . . .
[F]/ Will you still [Fm]/ need me, [C]/ will you still [A]/ feed me
[D]/ When I'm [G7]/ sixty-[C]/ four? [G7]/ [C]/ hoo!

Outro:

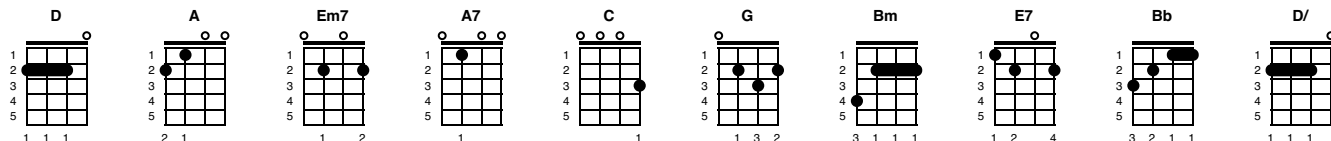
[C] [C] [F]-[G] [C]/ [G7]/ [C]/

With a Little Help From My Friends

Key of D

John Lennon and Paul McCartney, 1967

Note: Alt end “Bb->C->D”; keeping the Bb shape & slide up to 3rd fret for “C” and 5th fret for “D”



Intro: [D] [D]

Verse 1 & chorus:

[D] What would you [A] think if I [Em7] sang out of tune

Would you stand up and [A7] walk out on [D] me?

[D] Lend me your [A] ears and I'll [Em7] sing you a song

And I'll try not to [A7] sing out of [D] key

Oh, I get [C] by with a little [G] help from my [D] friends

Mmm, I get [C] high with a little [G] help from my [D] friends

Mmm, gonna [C] try with a little [G] help from my [D] friends [A]

Verse 2 & chorus & bridge:

[D] What do I [A] do when my [Em7] love is a way?

(Does it worry you to [A7] be a-[D]lone?)

[D] How do I [A] feel by the [Em7] end of the day?

(Are you sad because you're [A7] on your [D] own?)

Oh, I get [C] by with a little [G] help from my [D] friends

Mmm, I get [C] high with a little [G] help from my [D] friends

Mmm, gonna [C] try with a little [G] help from my [D] friends

(Do you [Bm] need any-[E7]body?) I [D] need some-[C]body to [G] love

(Could it [Bm] be any-[E7]body?) I [D] want some-[C]body to [G] love

Verse 3 & chorus & bridge:

[D] Would you be-[A]lieve in a [Em7] love at first sight?)

Yes I'm certain that it [A7] happens all the [D] time

[D] What do you [A] see when you [Em7] turn out the light?)

I can't tell you but I [A7] know it's [D] mine

Oh, I get [C] by with a little [G] help from my [D] friends

Mmm, I get [C] high with a little [G] help from my [D] friends

Mmm, gonna [C] try with a little [G] help from my [D] friends

(Do you [Bm] need any-[E7]body?) I [D] need some-[C]body to [G] love

(Could it [Bm] be any-[E7]body?) I [D] want some-[C]body to [G] love

Outro:

Oh, I get [C] by with a little [G] help from my [D] friends

Mmm, I get [C] high with a little [G] help from my [D] friends

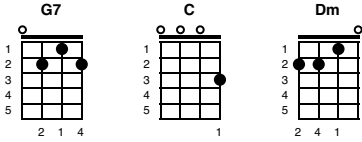
Oh, gonna [C] try with a little [G] help from my [D] friends

Yes I get [C] by with a little help from my [G] friends, with a little help from my [Bb] friends [C] [D/]

Yellow Submarine

Key of G

Beatles, 1966



Intro:

[G7] [G7] [G7] [G7]

Verse 1:

In the [G7] town where I was [C] born, lived a [Dm] man who sailed the [G7] sea,
And he told us of his [C] life, in the [Dm] land of subma-[G7] rines.
So we sailed up to the [C] sun, 'til we [Dm] found, the sea of [G7] green,
And we lived beneath the [C] waves, in our [Dm] yellow subma-[G7] rine.

Chorus:

[C] We all live in a [G7] yellow submarine, yellow submarine, [C] yellow submarine
We all live in a [G7] yellow submarine, yellow submarine, [C] yellow submarine.

Verse 2:

And our [G7] friends are all on [C] board, many [Dm] more of them live next [G7] door,
And the band begins to [C] play (pause strumming)
<<Kazoo the Trumpets>>

Chorus:

[C] We all live in a [G7] yellow submarine, yellow submarine, [C] yellow submarine
We all live in a [G7] yellow submarine, yellow submarine, [C] yellow submarine.

Verse 3:

As we [G7] live a life of [C] ease, every [Dm] one of us (everyone of us)
has all we [G7] need (has all we need),
Sky of blue (sky of blue) and sea of [C] green (sea of green)
in our [Dm] yellow (in our yellow) subma-[G7] rine (submarine).

Chorus fade out:

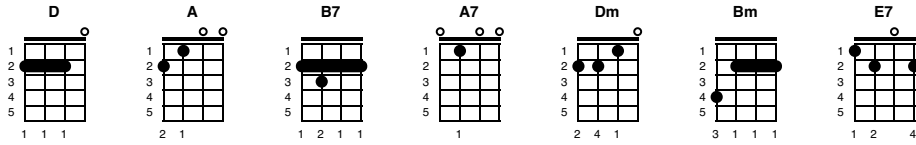
[C] We all live in a [G7] yellow submarine, yellow submarine, [C] yellow submarine
[C] We all live in a [G7] yellow submarine, yellow submarine, [C] yellow submarine
[C] We all live in a [G7] yellow submarine, yellow submarine, [C] yellow submarine

You Won't See Me

Key of A

Lennon-McCartney © 1965

Note: The echo "you won't see me" can be played on the A string as "0 2 3 4"



Intro: 1, 2, 3, 4 | 1, 2 [D] D u D - [A] . . .

Verse 1 & 2:

When I [A] call, you [B7] up, your [D] line's, en-[A]gaged
I have [A] had, e-[B7]nough, so [D] act, your [A] age
We have [A7] lost, the [D] time, that [Dm] was so hard to [A] find
And I will [A] lose, my [B7] mind if
[D]// You [A] won't see me (you won't see me)
[D]// You [A] won't see me (you won't see me)

I don't [A] know, why [B7] you, should [D] want, to [A] hide
But I [A] can't, get [B7] through, my [D] hands, are [A] tied
I won't [A7] want, to [D] stay, I [Dm] don't have much to [A] say
But I get [A] turned, a-[B7]way, and
[D]// You [A] won't see me (you won't see me)
[D]// You [A] won't see me (you won't see me)

Bridge:

[Bm] Time, after [Dm] time, you re-[E7]fuse to even [A] listen
[B7] I wouldn't mind, if I [D] knew what I was [E7] missin'

Verse 3:

Though the [A] days, are [B7] few, they're [D] filled, with [A] tears
And since [A] I, lost [B7] you, it [D] feels, like [A] years
Yes it [A7] seems, so [D] long [Dm] girl since you've been [A] gone
And I just [A] can't, go [B7] on, if
[D]// You [A] won't see me (you won't see me)
[D]// You [A] won't see me (you won't see me)

Repeat Bridge:

[Bm] Time, after [Dm] time, you re-[E7]fuse to even [A] listen
[B7] I wouldn't mind, if I [D] knew what I was [E7] missin'

Repeat Verse 3:

Though the [A] days, are [B7] few, they're [D] filled, with [A] tears
And since [A] I, lost [B7] you, it [D] feels, like [A] years
Yes it [A7] seems, so [D] long [Dm] girl since you've been [A] gone
And I just [A] can't, go [B7] on, if
[D]// You [A] won't see me (you won't see me)
[D]// You [A] won't see me (you won't see me)
[A] [B7] [D] [A]/