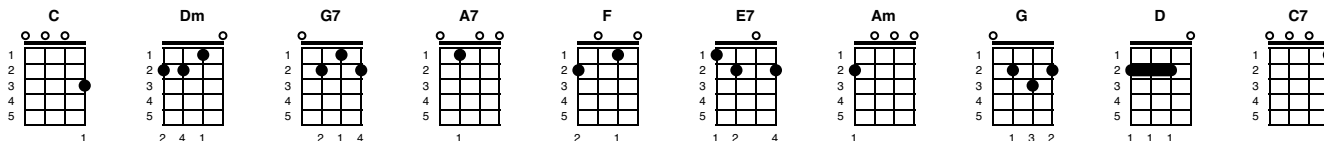


It's Beginning to Look a Lot Like Christmas (in C)

Key of C

Meredith Wilson

Strum: 2 beats per chord, suggest "D- Du". If same chord repeats, try island strum across 4 beats.



Intro (key of [C]):

And the [Dm] thing that will make them [G7] ring is the [C] carol that you [A7] sing
Right with-[Dm]in [G7] your [C] heart [G7]/

Verses 1 & 2:

It's be-[C]ginning to look a-[F]lot like [C] Christ-mas [C]
[C] Ev'ry-[E7]where you [F] go [F]
Take a [Dm] look in the five and [G7] ten, [C] glistening once a-[Am]gain
With [G] candy canes and [D] silver lanes a-[G7]glow [G7]/

It's be-[C]ginning to look a-[F]lot like [C] Christmas [C]
[C] Toys in [E7] ev'ry [F] store [F]
But the [Dm] prettiest sight to [G7] see is the [C] holly that will [A7] be
On your [Dm] own [G7] front [C] door [C]/

Bridge:

A pair of [E7] hop-a-long boots and a [E7] pistol that shoots
Is the [E7] wish of Barney and [Am] Ben
[D] Dolls that will talk and will go [D] for a walk
Is the [D] hope of Janice and [G7] Jen
And [G] mom and dad can [G] hardly wait for [G] school to start a-[G]/gain

Verse 3:

It's be-[C]ginning to look a-[F]lot like [C] Christ-mas [C]
[C] Ev'ry-[E7]where you [F] go [F]
There's a [Dm] tree in the Grand Ho-[G7]tel, [C] one in the park as [Am] well
The [G] sturdy kind that [D] doesn't mind the [G7] snow [G7]/

Verse 4 & Outro:

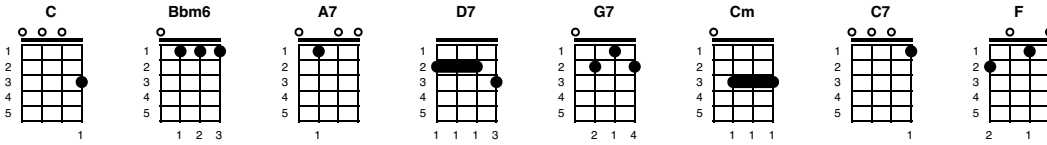
It's be-[C]ginning to look a-[F]lot like [C] Christmas [C]
[C] Soon the [E7] bells will [F] start [F]
And the [Dm] thing that will make them [G7] ring is the [C] carol that you [A7] sing
Right with-[Dm]in [G7] your [C7] heart [C7]
Right with-[Dm]in [G7] your [C] heart [C] [C]/ [G7]/ [C]/

Mele Kalikimaka

Key of C

Pronounced: meh-lay ka-lee-kee-muh-kuh, we have it on good authority that Bing Crosby pronounced it well, so we can follow his example.

Strum: Island strum (D-Du-udu) unless otherwise indicated



Intro (don't sing):

[C] Mele Kalikimaka is Ha-[Bbm6]-waii's [A7] way
To [D7] say Merry [G7] Christmas to [C] you [G7]

Verses EVERYONE:

[C] Mele Kalikimaka is the [C] thing to say on a [C] bright Ha-[Cm]-waiian Christmas [G7] Day
[G7] That's the island greeting that we [G7] send to you from the [G7] land where palm trees [C] sway
[C7] Here we know that Christmas will be [F] - green and bright
The [A7] sun to shine by day and all the [D7] - stars at [G7] night
[C] Mele Kalikimaka is Ha-[Bbm6]-waii's [A7] way
To [D7] say Merry [G7] Christmas to [C] you [G7]

WOMEN ONLY:

[C] Mele Kalikimaka is the [C] thing to say on a [C] bright Ha-[Cm]-waiian Christmas [G7] Day
[G7] That's the island greeting that we [G7] send to you from the [G7] land where palm trees [C] sway
[C7] Here we know that Christmas will be [F] - green and bright
The [A7] sun to shine by day and all the [D7] - stars at [G7] night
[C] Mele Kalikimaka is Ha-[Bbm6]-waii's [A7] way
To [D7] say Merry [G7] Christmas to [C] you [G7]

Kazoo solo (don't sing):

[C] Mele Kalikimaka is the [C] thing to say on a [C] bright Ha-[Cm]-waiian Christmas [G7] Day
[G7] That's the island greeting that we [G7] send to you from the [G7] land where palm trees [C] sway

EVERYONE:

[C7] Here we know that Christmas will be [F] - green and bright
The [A7] sun to shine by day and all the [D7] - stars at [G7] night
[C] Mele Kalikimaka is Ha-[Bbm6]-waii's [A7] way
To [D7] say Merry [G7] Christmas

Outro:

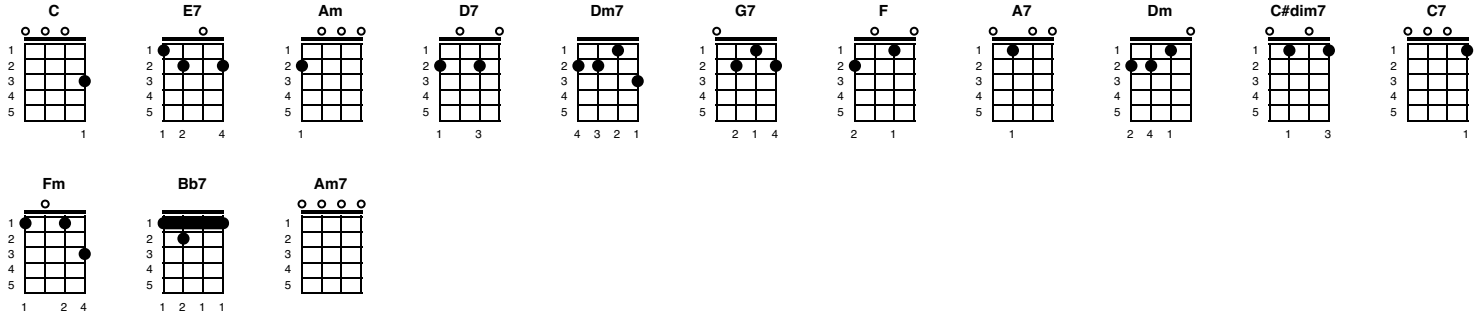
A [D7] very merry [G7] Christmas
A [D7] very, very merry [G7] Christmas to you [C] [C]/ [G7]/ [C]/

Christmas Island

Key of C

L Moraine, 1946

Strum: Island



Intro (slow):

[C]/ Let's get away from [E7]/ sleigh bells, [Am]/ let's get away from [D7]/ snow
[Dm7]/ Let's take a break some [G7]/ Christmas, dear [Dm7]/ I know the place to [G7] go [G7]/

Verse:

How'd ya like to spend [F]// Christ[C]mas on [A7]// Christ-mas [D7] Island? [D7]
How'd ya [G7]// like to spend the [Dm]// holi-days a-[G7]way across the [C]// sea? [C#dim7]// [G7]/
How'd ya like to spend [F]// Christ-[C]mas on [A7]// Christ-mas [D7] Island? [D7]
How'd ya [G7]// like to hang your [Dm]// stockings from a [G7] great big coconut [C] tree? [C7]/

Bridge:

How'd ya like to stay [F] up late, [Fm] like the islanders [C]// do? [Bb7]// [A7]
Wait for Santa to [D7] sail in with your [Am7]// presents [D7]// in a ca-[G7]//noe? [C#dim7]// [G7]/
If you ever spend [F]// Christ-[C]mas on [A7]// Christ-mas [D7] Island [D7]
You will [G7]// never stray for [Dm]// every day your [G7] Christmas dreams come [C] true [G7]/

Instrumental (DON'T SING):

How'd ya like to spend [F]// Christ[C]mas on [A7]// Christ-mas [D7] Island? [D7]
How'd ya [G7]// like to spend the [Dm]// holi-days a[G7]way across the [C]//sea? [C#dim7]// [G7]/
How'd ya like to spend [F]// Christ-[C]mas on [A7]// Christ-mas [D7] Island? [D7]
How'd ya [G7]// like to hang your [Dm]// stockings from a [G7] great big coconut [C] tree? [C7]/

Bridge 2:

How'd ya like to stay [F] up late, [Fm] like the islanders [C]// do? [Bb7]// [A7]
Wait for Santa to [D7] sail in with your [Am7]// presents [D7]// in a ca-[G7]//noe? [C#dim7]// [G7]/
If you ever spend [F]// Christ-[C]mas on [A7]// Christ-mas [D7] Island [D7]
You will [G7]// never stray for [Dm]// every day your [G7] Christmas dreams come [C]// true [Bb7]// [A7]/

Outro (play as written, slow down a bit at "dreams"):

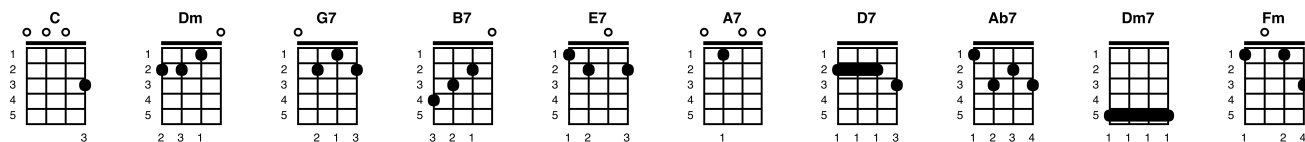
On Christmas [D7] Island your [G7]/ dreams come [C]// true [Fm]// [C]/

Mister Santa

Pat Ballard, ©1954

Note: Sung to the tune of Mr. Sandman

Key of C



Intro:

[C] [Dm] [G7]

1 & 2 & 3 & 4 & | 1 & 2 & 3 4

A |-----2--0-----|-----0--3--2-----|

E |---0--3-----3--0---|---1-----| (x 2)

C |---0-----0---|---2-----|

G |-----|-----|

Verse 1:

Mister [C] Santa, [B7] bring us some toys
[E7] Bring Merry Christmas, to [A7] all girls and boys
[D7] And every night, we'll [G7] go to sleep singing
[C] And dream about the presents [Ab7] you'll be [G7] bringing
[C] Santa, [B7] promise me please, [E7] give every reindeer a [A7] hug and a squeeze
[Dm7] We'll be good as good can [Fm] be
Mister [C] Santa [D7]/ don't for-[G7]/ get me! [C] . . [G7] . .

[C] [Dm] . . [G7] . .
[C] [Dm] . . [G7] . .

Verse 2:

Mister [C] Santa, [B7] dear old Saint Nick
[E7] Be awful careful and [A7] please don't get sick
[D7] Put on your coat, when [G7] breezes are blowing
[C] And when you cross the street, look [Ab7] where you're [G7] goin'
[C] Santa, [B7] we love you so, [E7] we hope you never get [A7] lost in the snow
[Dm7] Take your time when you un-[Fm]pack,
Mister [C] Santa [D7]/ don't hurt [G7]/ your back! [C] . . [G7] . .

[C] [Dm] . . [G7] . .
[C] [Dm] . . [G7] . .

Verse 3:

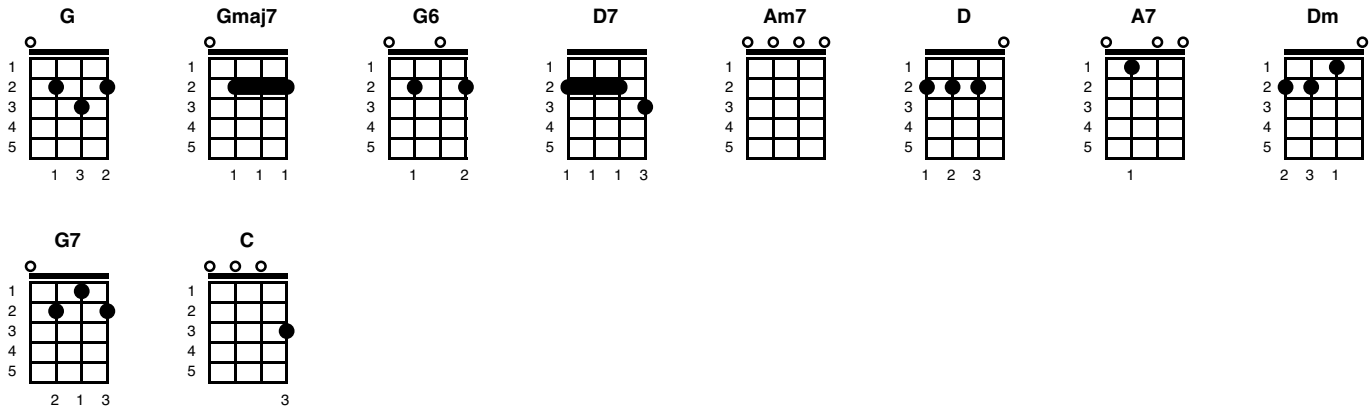
Mister [C] Santa, [B7] we've been so good
[E7] We've washed the dishes and [A7] done what we should
[D7] Made up the beds, and [G7] scrubbed up our toesies
[C] We've used a Kleenex when we've [Ab7] blown our [G7] noseies
[C] Santa, [B7] look at our ears, [E7] they're clean as whistles, we're [A7] sharper than shears
[Dm7] Now we've put you on the [Fm] spot
Mister [C] Santa [D7]/ bring us [G7]/ a-[C] lot! [G7] . . [C]/

Marshmallow World

Key of G

Carl Sigman (lyrics) and Peter deRose (music) ©1949

Note: Each chord gets two beats “D-Du” except as noted by “/” which get just one “D”



Intro: 2 beats per chord

[G] [Gmaj7] [G6] [Gmaj7]
[G] [Gmaj7] [G6] [Gmaj7]

Verse 1:

It's a [G] marshmallow [Gmaj7] world in the [G6] winter [Gmaj7]
When the [G] snow comes to [G] cover the [D7] ground [D7]
It's the [Am7] time for [D] play, it's a [G] whipped cream [G6] day
I [A7] wait for it the [A7] whole year [Am7] 'round [D7]

Verse 2:

Those are [G] marshmallow [Gmaj7] clouds being [G6] friendly [Gmaj7]
In the [G] arms of the [G] ever-green [D7] trees [D7]
And the [Am7] sun is [D] red like a [G] pumpkin head [G6]
It's [A7] shining so your [Am7]/ nose [D7]/ won't [G] freeze [G]

Verse 3:

The [Dm] world is your [G7] snowball, [C] see how it [Am7] grows
[Dm] That's how it [G7] goes when-[C]ever it [Am7] snows
The [G6] world is your [A7] snowball [D] just for a [D] song
Get [G6] out and [A7] roll it a-[Am7]long [D7]

Verse 4:

It's a [G] yum-yummy [Gmaj7] world made for [G6] sweethearts [Gmaj7]
Take a [G] walk with your [G] favor-ite [D7] girl [D7]
It's a [Am7] sugar [D] date, what if [G] spring is [G6] late?
In [A7] winter it's a [Am7]/ marsh-[D7]/mallow [G] world [G]

Repeat from the beginning

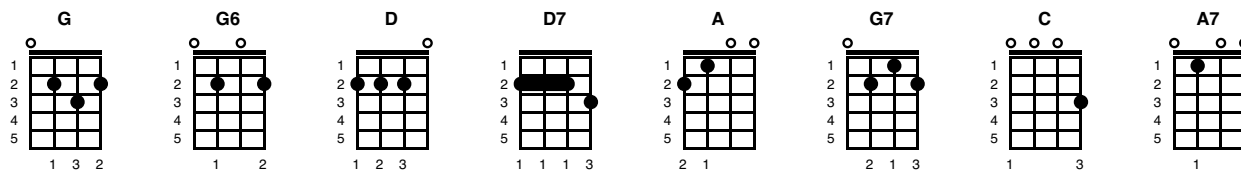
Outro: fade out

In [A7] winter it's a [Am7]/ marsh-[D7]/mallow [G] world [G]/

I Want a Hippopotamus for Christmas

Lyrics and Music by John Rox, ©1953

Key of G



Intro: [G] [G]

[G] I want a hippo-[G6]potamus for [G] Christmas.
Only a hippopota-[G6]mus will [D] do.
[D7] don't want a doll, no dinky Tinker Toy.
I [A] want a hippopotamus to play with and en-[D]joy

[G] I want a hippo-[G6]potamus for [G] Christmas.
I don't think Santa Claus will mind, do [D] you?
He [D7] won't have to use, our dirty chimney flue
Just [A] bring him through the front door, that's the easy thing to [D] do

I can [G7] see me now on [C] Christmas morning,
[G7] creeping down the [C] stairs.
Oh what [D7] joy and what surprise, when I [G] open up my eyes
to see a [A] hippo hero [D] standing [D7] there.

[G] I want a hippo-[G6]potamus for [G] Christmas.
Only a hippopotamus will [D] do. [D7]
No crocodiles, or rhinoceroses. [A7] I only like - hippopota-[D7]muses
And [A7] hippopota-[D7]muses like me [G] too.

kazoo [G] [G] [D]
[D7] Mom says the hippo, would eat me up, but then.
[A7] Teacher says a hippo is a vegeteri-[D7]an.

kazoo [G] [G] [D]
[D7] There's lots of room for him, In our two-car garage.
[A7] I'd feed him there and wash him there and [D7] give him his massage.

I can [G7] see me now on [C] Christmas morning,
[G7] creeping down the [C] stairs.
Oh what [D7] joy and what surprise, when I [G] open up my eyes
to see a [A] hippo hero [D] standing [D7] there

[G] I want a hippo-[G6]potamus for [G] Christmas.
Only a hippopota-[G6]mus will [D] do.
[D7] No crocodiles, or rhinoceroseses. [A7] I only like hippopota-[D7]musses.
And [A7] hippopota-[D7]muses like me [G] too. [G] [G]/

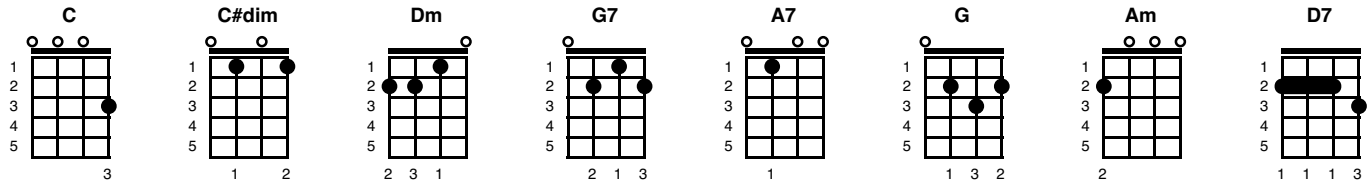
Let It Snow

Key of C

Sammy Cahn and Jule Styne, ©1945

Strum: Beginner "D Du" each chord

Advanced: Swing strum "DuDu" each chord but make it swing and play around with it -



Intro: 2 beats per chord

[C] [C#dim] [Dm] [G7]

[C] [C#dim] [Dm] [G7]/

Verse 1:

Oh the [C] weather out-[G7]side is [C] frightful [C]

But the [C] fire is [C#dim] so [G7] delightful [G7]

And [Dm] since we've no [A7] place to [Dm] go, [Dm]

Let it [Dm] snow, let it [G7] snow, let it [C] snow [G7]

Verse 2:

It [C] doesn't show [G7] signs of [C] stopping [C]

And I [C] brought some [C#dim] corn for [G7] popping [G7]

The [Dm] lights are turned [A7] way down [Dm] low [Dm]

Let it [Dm] snow, let it [G7] snow, let it [C] snow [C]

Bridge:

When we [G] finally [G] kiss good-[G]night [G]

How I [Am] hate going [D7] out in the [G] storm

[G] But if [G] you really [G] hold me [G] tight [G]

[A7] All the way [D7] home I'll be [G] warm [G7]/

Verse 3:

The [C] fire is [G7] slowly [C] dying [C]

And my [C] dear, we're [C#dim] still good [G7] bye-ing

[G7] But as [Dm] long as you [A7] love me [Dm] so [Dm]

Let it [Dm] snow, let it [G7] snow, let it [C] snow [C]

Repeat from the beginning

Outro:

Let it [Dm] snow, let it [G7] snow, let it [C] snow [C] (fade)

Let it [Dm] snow, let it [G7] snow, let it [C] snow [C] (fade more)

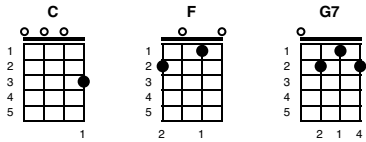
Let it [Dm] snow, let it [G7] snow, let it [C] snow [C] [C]/ (fade out)

Silver Bells

Key of C

Jay Livingston and Ray Evans © 1950

Strum: Waltz (3 beats per chord - so many options "Ddu" "Dud" "D-D-Du" "D-DuDu" or use a picking pattern)



Intro:

[C] [C] [F] [F] [G7] [G7] [C] [C] /
1 & 2 3 1 2 3 1 & 2 3 1 2 3 1 2 3 1 2 3 1 2 3 1

A | - - - - - | - - - - - | - 0 - 2 - 3 - - - | - 3 - 2 - 0 - | - 2 - 2 - 3 - | - 5 - 3 - 2 - | - 3 - 2 - 0 - | 3 - - - |
E | - 0 - 1 - 3 - - - | - 3 - 1 - 0 - | - - - - - | - - - - - | - - - - - | - - - - - | - - - - - | - - - - - |

Verse 1:

City [C] sidewalks, busy [C] sidewalks, dressed in [F] holiday [F] style
In the [G7] air there's a [G7] feeling of [C] Christmas [C]
Children [C] laughing, people [C] passing, meeting [F] smile after [F] smile
And on [G7] every street [G7] corner you [C] hear [C]/

Chorus:

[C] Silver bells [C] (Silver bells), [F] Silver bells [F] (Silver bells)
[G7] It's Christmas[G7]time in the [C] city [C]
[C] Ring-a-ling [C] (ring-a-ling), [F] hear them ring [F] (hear them ring)
[G7] Soon it will [G7] be Christmas [C] day [C]/

Verse 2:

Strings of [C] street lights, even [C] stop lights blink a [F] bright red and [F] green
As the [G7] shoppers run [G7] home with their [C] treasures [C]
Hear the [C] snow crunch, see the [C] kids bunch, this is [F] Santa's big [F] scene
And a[G7]bove all the [G7] bustle you [C] hear [C]/

Chorus:

[C] Silver bells [C] (Silver bells), [F] Silver bells [F] (Silver bells)
[G7] It's Christmas[G7]time in the [C] city [C]
[C] Ring-a-ling [C] (ring-a-ling), [F] hear them ring [F] (hear them ring)
[G7] Soon it will [G7] be Christmas [C] day [C]

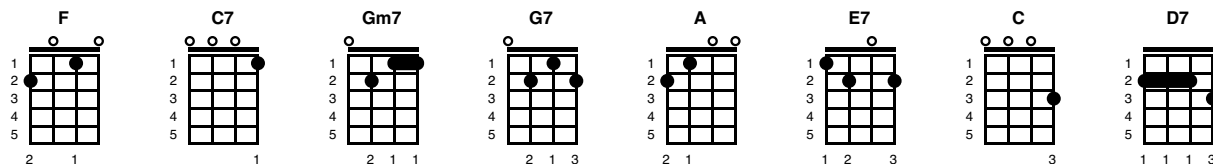
Outro:

[G7] Soon it will [G7] be . . [G7] Christ - mas [C] day [C] [C]/

Winter Wonderland

Felix Bernard, ©1934

Key of F



Intro: [F] [C7] [F] [F]/ (2, 3)

Verses 1 & 2:

Sleigh bells [F] ring, are you [F] listenin'
In the [C7] lane snow is [C7] glistening
A [C7] beautiful [Gm7] sight we're [C7] happy tonight
[G7]// Walking in a [C7]// winter wonder-[F]land

Gone a-[F]way is the [F] blue bird
Here to [C7] stay is the [C7] new bird
He [C7] sings a love [Gm7] song as [C7] we go along
[G7]// Walking in a [C7]// winter wonder-[F]land

Chorus:

[A]// In the meadow [E7]// we can build a [A] snowman
[A]// Then pretend that [E7]// he is Parson [A] Brown
[C]// He'll say "Are you [G7]// married?" We'll say [C] "No man,
But [D7]/ you can do the [G7]/ job when you're in [Gm7]// town" [C7]/

Verse 3:

Later [F] on, we'll cons[F]pire
As we [C7] dream by the [C7] fire
To [C7] face una-[Gm7]fraid the [C7] plans that we made
[G7]// Walking in a [C7]// winter wonder-[F]land

Chorus 2:

[A]// In the meadow [E7]// we can build a [A] snowman
[A]// And pretend that [E7]// he's a circus [A] clown
[C]// We'll have lots of [G7]// fun with Mister [C] snowman
Un-[D7]/-til the other [G7]/ kiddies knock him [Gm7]// down [C7]/

Verse 4:

When it [F] snows ain't it [F] thrillin'
Though your [C7] nose gets a [C7] chillin'
We'll [C7] frolic and [Gm7] play the [C7] Eskimo way
[G7]// Walking in a [C7]// winter wonder-[F]land oh ho ho

Outro:

[G7]// Walking in a [C7]// winter wonder-[F]land oh ho ho
[G7]// Walking in a [C7]// winter wonder-[F]land oh ho ho
[G7] Walking in a [C7] winter wonder-[F]land [F]/

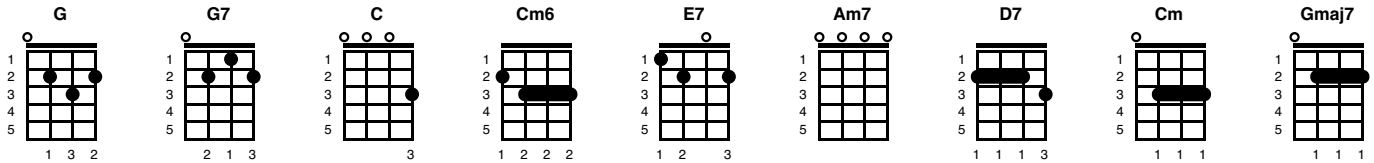
White Christmas

Key of G

Irving Berlin, ©1954

Strum: Each chord 4 beats, vary between “D Du D Du” and Island strum

Note: “//” either 2 downbeats or 1/2 an Island strum or “D Du”



Intro:

May your [G] days be [G7] mer-ry and [C] bright [Cm6]

And may [G]//all [E7]// your [Am7]// Christ-mas[D7]//es be [G] white [G]

Verse 1:

[G] I'm [G] dreaming of a [Am7] white [D7] Christmas,

[Am7] Just like the [D7] ones I used to [G] know [Am7]//

[D7]// Where the [G] tree-tops [G7] glisten and [C] children [Cm6] listen,

To [G] hear [E7] sleighbells in the [Am7] snow [D7]

Verse 2:

[G] I'm [G] dreaming of a [Am7] white [D7] Christmas,

[Am7] With every [D7] Christmas card I [G] write [Am7]//

[D7]// May your [G] days be [G7] mer-ry and [C] bright [Cm6]

And may [G]// all [E7]// your [Am7]// Christ-mas[D7]//es be [G] white [G]

Repeat Verse 1: solo, don't sing

[G] I'm [G] dreaming of a [Am7] white [D7] Christmas,

[Am7] Just like the [D7] ones I used to [G] know [Am7]//

[D7]// Where the [G] tree-tops [G7] glisten and [C] children [Cm6] listen,

To [G] hear [E7] sleighbells in the [Am7] snow [D7]

Repeat Verse 2: SING:

[G] I'm [G] dreaming of a [Am7] white [D7] Christmas,

[Am7] With every [D7] Christmas card I [G] write [Am7]//

[D7]// May your [G] days be [G7] mer-ry and [C] bright [Cm6]

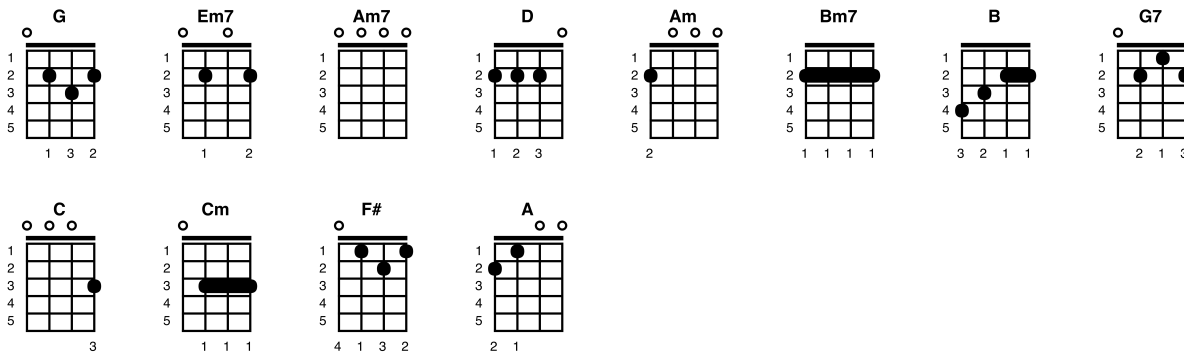
And may [G]// all [E7]// your [Am7]// Christ-mas[D7]//es be [G] white [Cm]// [Gmaj7]/

Have Yourself a Merry Little Christmas

Key of G

H. Martin, R. Blane (as performed by Frank Sinatra), ©1944

Strum: "D Du" per chord



Intro: 2 beats

[G] [Em7] [Am7] [D] x 2

Verse 1:

[G] Have your-[Em7]self a [Am7] merry little [D] Christmas

[G] Let your [Em7] heart be [Am7] light [D]

[G] From now [Em7] on our [Am] troubles will be [D] out of [Bm7] sight [Bm7] [Am7] [D]

[G] Have your-[Em7]self a [Am7] merry little [D] Christmas

[G] Make the [Em7] Yuletide [Am7] gay [D]

[G] From now [Em7] on our [Am7] troubles will be [B] miles a-[G]way [G] [G7] [G7]

Bridge:

[C] Here we [Cm] are as in [Bm7] olden days [Bm7]

Happy [Am7] golden days [D] of [G] yore [G]

[Em7] Faithful [F#] friends who are [Bm7] dear to us [Bm7]

Gather [D] near to us [A] once [Am7] more [D]

Verse 2:

[G] Through the [Em7] years we [Am7] all will be to-[D]gether

[G] If the [Em7] Fates a-[Am7]llow [D]

[G] Hang a [Em7] shining [Am7] star up on the [B] highest [G] bough [G] [G7] [G7]

And [C] have your-[C]self a [Am7] merry little [D] Christmas [G] now [G] [G7] [G7]

Bridge:

[C] Here we [Cm] are as in [Bm7] olden days [Bm7]

Happy [Am7] golden days [D] of [G] yore [G]

[Em7] Faithful [F#] friends who are [Bm7] dear to us [Bm7]

Gather [D] near to us [A] once [Am7] more [D]

Verse 3:

[G] Through the [Em7] years we [Am7] all will be to-[D]gether

[G] If the [Em7] Fates a-[Am7]llow [D]

[G] Hang a [Em7] shining [Am7] star up on the [B] highest [G] bough [G] [G7] [G7]

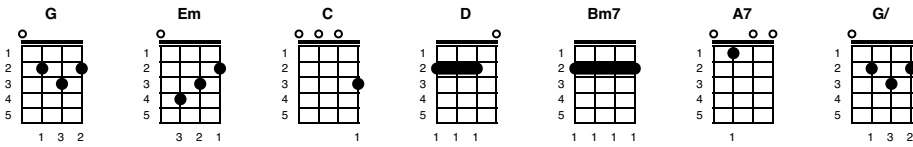
And [C] have your-[C]self a [Am7] merry little [D] Christmas [G] now [Em7] [Am7] [D] [G]/

Rockin' Around the Christmas Tree

Key of G

Johnny Marks

Shuffle island strum: d- du -udu



Intro (each chord is 4 beats):

[G] . . . [Em] . . . [C] . . . [D] . . .

[G] Rockin' around the [G] Christmas tree at the [D] Christmas party [D] hop
[D] Mistletoe hung where [D] you can see every [D] couple tries to [G] stop
[G] Rockin' around the [G] Christmas tree, let the [D] Christmas spirit [D] ring
[D] Later we'll have some [D] pumpkin pie and we'll [D] do some carol-[G]ing

[C] You will get a [C] sentimental [Bm7] feeling when you [Bm7] hear
[Em] Voices singing [Em] let's be jolly, [A7]/ deck the halls with [D] boughs of holly

[G] Rockin' around the [G] Christmas tree, have a [D] happy holi-[D]day
[D] Everyone dancing [D] merrily in the [D] new old-fashioned [G] way
[G] Rockin' around the [G] Christmas tree at the [D] Christmas party [D] hop
[D] Mistletoe hung where [D] you can see every [D] couple tries to [G] stop
[G] Rockin' around the [G] Christmas tree, let the [D] Christmas spirit [D] ring
[D] Later we'll have some [D] pumpkin pie and we'll [D] do some carol-[G]ing

[C] You will get a [C] sentimental [Bm7] feeling when you [Bm7] hear
[Em] Voices singing [Em] let's be jolly, [A7]/ deck the halls with [D] boughs of holly
[G] Rockin' around the [G] Christmas tree, have a [D] happy holi-[D]day
[D] Everyone dancing [D] merrily in the [D] new old-fashioned [G] way

Solo (don't sing):

[G] Rockin' around the [G] Christmas tree at the [D] Christmas party [D] hop
[D] Mistletoe hung where [D] you can see every [D] couple tries to [G] stop
[G] Rockin' around the [G] Christmas tree, let the [D] Christmas spirit [D] ring
[D] Later we'll have some [D] pumpkin pie and we'll [D] do some carol-[G]ing

Sing:

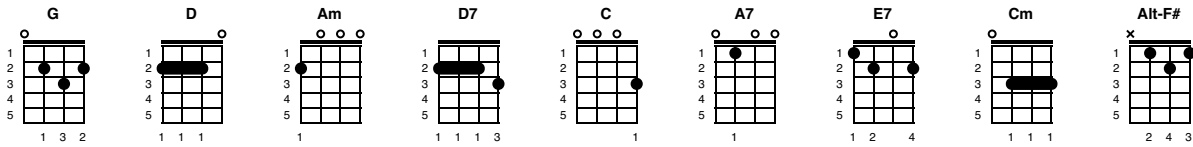
[C] You will get a [C] sentimental [Bm7] feeling when you [Bm7] hear
[Em] Voices singing [Em] let's be jolly, [A7]/ deck the halls with [D] boughs of holly
[G] Rockin' around the [G] Christmas tree, have a [D] happy holi-[D]day
[D] Everyone dancing [D] merrily in the [D] new old-fashioned [G] way
[D] Everyone dancing [D] merrily in the [D] new old-[D] fashioned [G] way [Em] [C] [G/]

Jingle Bell Rock

Key of G

Joseph Beal and Jim Boothe, first released 1957

For verses, swing strum: d- du d- du; island strum for bridges



Intro:

[G] [G] [D] [D] /

A | -2-2-2---2-2-2-- | -2-5-----2----- | ----- | -----5-3---2---0- |

E | -3-3-3---3-3-3-- | -----3-5---5-3--- | ----- | -----

C | ----- | -----4- | -2----- | -----

G | ----- | ----- | ----- | -----

Verse 1 & 2 (swing strum):

[G] Jingle-bell jingle-bell jingle bell rock
[G] Jingle bell swing and [Am] jingle bells [D] ring
[Am] Snowin' and [D] blowin' up [Am] bushels of [D] fun
[Am]/ Now the jingle hop [D7] has begun

[G] Jingle-bell jingle-bell jingle bell rock
[G] Jingle bells chime in [Am] Jingle bell [D] time
[Am] Dancing and [D] prancin' in [Am] Jingle Bell [D] Square
[Am] In the [D] frosty [G] air

Bridge (island strum):

What a [C] bright time, it's the right time to [G] rock the night a-way
Jingle-[A7]bell time is a swell time, [D7]/ to go riding in a [D7] one-horse sleigh

Verse 3 (swing strum):

[G] Giddy-up jingle horse pick up your feet, jingle a-round the [E7] clock
[C] Mix and mingle in a [Cm] jinglin' beat
[A7] That's the [D] Jingle Bell [G] Rock

Verse 1 & 2 Instrumental solos (swing strum and don't sing):

[G] Jingle-bell Jingle-bell jingle bell rock
[G] Jingle-bell swing and [Am] jingle bells ring
[Am] Snowin' and [D] blowin' up [Am] bushels of [D] fun
[Am]/ Now the jingle hop [D7] has begun

[G] Jingle-bell jingle-bell jingle Bell Rock
[G] Jingle bells chime in [Am] Jingle bell [D] time
[Am] Dancing and [D] prancin' in [Am] Jingle Bell [D] Square
[Am] In the [D] frosty [G] air

SING

Bridge (island strum):

What a [C] bright time, it's the right time to [G] rock the night a-way
Jingle-[A7] bell time is a swell time, [D7]/ to go riding in a [D7] one-horse sleigh

Verse 3 (swing strum):

[G] Giddy-up jingle horse pick up your feet, jingle a-round the [E7] clock
[C] Mix and mingle in a [Cm] jinglin' beat

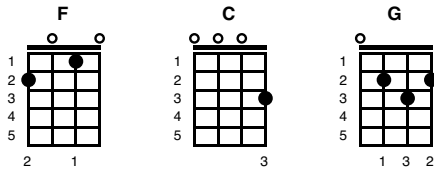
Outro:

[A7]// That's the [D]// Jingle Bell,
[A7]// That's the [D]// Jingle Bell,
[A7]// That's the [D]// Jingle Bell [G] Rock! [G]/ [Alt-F#]/ [G]

Run Run Rudolph

Chuck Berry, ©1958

Key of C



Intro:

A	... 33333... 33333... 3...3... 3.3.36.
E	.35 33333... 33333... 3...3... 3.3.35.
C	4.. 540 540 .540.540
G

[F] Out of all the reindeers you know you're the master-[C]mind [C]

[G] Run, run Rudolph, Randolph ain't too far be-[C]hind [C]

Chorus:

[C] Run, run Rudolph, [F] Santa's got to make it to [C] town [C]

[F] Santa make him hurry, tell him he can take the freeway [C] down [C]

[G] Run, run Rudolph 'cause I'm reelin' like a merry-go-[C]round [C]

Verse 1:

Said [C] Santa to a boy child [F] "What have you been longing [C] for?" [C]

[F] "All I want for Christmas is a Rock and Roll electric [C] guitar" [C]

And then [G] away went Rudolph a whizzing like a shooting [C] star [C]

Chorus:

[C] Run, run Rudolph, [F] Santa's got to make it to [C] town [C]

[F] Santa make him hurry, tell him he can take the freeway [C] down [C]

[G] Run, run Rudolph 'cause I'm reelin' like a merry-go-[C]round [C]

Verse 2:

Said [C] Santa to a girl child [F] "What would please you most to [C] get?" [C]

[F] "A little baby doll that can cry, sleep, drink and [C] wet" [C]

And then [G] away went Rudolph a whizzing like a Saber [C] jet [C]

Chorus:

[C] Run, run Rudolph, [F] Santa's got to make it to [C] town [C]

[F] Santa make him hurry, tell him he can take the freeway [C] down [C]

[G] Run, run Rudolph 'cause I'm reelin' like a merry-go-[C]round [C]

[C] Run, run Rudolph, [F] Santa's got to make it to [C] town [C]

[F] Santa make him hurry, tell him he can take the freeway [C] down [C]

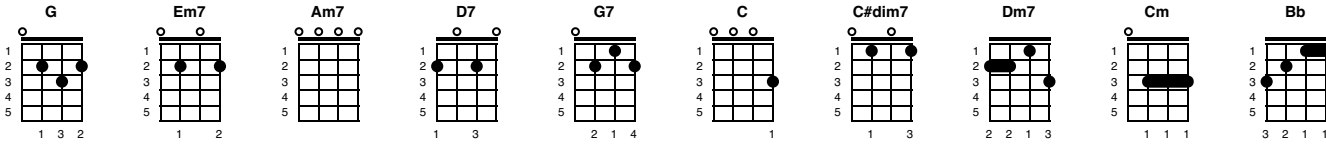
[G] Run, run Rudolph 'cause I'm reelin' like a merry-go-[C]round [C]/ [F]/ [C]/

It's the Most Wonderful Time of the Year

Key of G

George Wyle, Edward Pola

Strum: Fast waltz "D D u" OR "D u D"



Intro: [G] [Em7] [Am7] [D7]/

Verse 1 & 2:

It's the [G] most [Em7] wonderful [Am7] time [D7] of the [G] year [Em7] [Am7] [D7]/
With the [Am7] kids jingle-[D7]belling and [G] everyone [G7] telling you
[C] "Be of good [C] cheer!" [C#dim7] [C#dim7]/
It's the [G] most [Em7] wonderful [Am7] time [D7] of the [G] year [Em7] [Am7] [D7]/

It's the [G] hap-[Em7]happiest [Am7] sea[D7]son of [G] all [Em7] [Am7] [D7]/
With those [Am7] holiday [D7] greetings and [G] gay happy [G7] meetings
When [C] friends come to [C] call [C#dim7] [C#dim7]/
It's the [G] hap-[Em7]happiest [Am7] sea[D7]son of [Dm7] all [G7] [Dm7] [G7]/

Chorus:

There'll be [C] parties for [C#dim7] hosting, marsh[G]mallows for [Em7] toasting
And [Am7] caroling [D7] out in the [G] snow [G7]/
There'll be [Cm] scary ghost [Cm] stories and [Bb] tales of the [Bb] glories of
[Am7] Christmases [Am7] long, long a[D7]go [Am7] [D7] [D7]/

Verse 3:

It's the [G] most [Em7] wonderful [Am7] time [D7] of the [G] year [Em7] [Am7] [D7]/
There'll be [Am7] much mistle-[D7]toeing and [G] hearts will be [G7] glowing
When [C] loved ones are [C] near [C#dim7] [C#dim7]/
It's the [G] most [Em7] wonderful [Am7] time [D7] of the [Dm7] year [G7] [Dm7] [G7]/

Chorus:

There'll be [C] parties for [C#dim7] hosting, marsh[G]mallows for [Em7] toasting
And [Am7] caroling [D7] out in the [G] snow [G7]/
There'll be [Cm] scary ghost [Cm] stories and [Bb] tales of the [Bb] glories of
[Am7] Christmases [Am7] long, long a[D7]go [Am7] [D7] [D7]/

Outro:

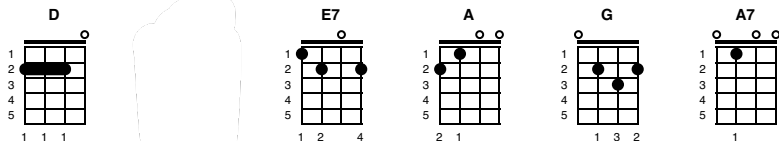
It's the [G] most [Em7] wonderful [Am7] time [D7] of the [G] year [Em7] [Am7] [D7]/
There'll be [Am7] much mistle-[D7]toeing and [G] hearts will be [G7] glowing
When [C] loved ones are [C] near [C#dim7] [C#dim7]/
It's the [G] most [Em7] wonderful [Am7] time [D7]
It's the [G] most [Em7] wonderful [Am7] time [D7]
It's the [G] most [Em7] wonderful [Am7] time [D7] of the [G] year [G] [G]// [C#dim7]/ [G]/

We Wish You a Merry Christmas

Key of D

traditional

Strum: 3/4 (waltz), 3 beats per chord "D Du Du"



Sing (legato - sing smoothly):

We **[D]** wish you a Merry **[G]** Christmas, we **[E7]** wish you a Merry **[A]** Christmas

We **[D]** wish you a Merry **[G]** Christmas, and a **[A7]** Happy New **[D]** Year